



OFFICE OF

PLACER COUNTY CLERK – RECORDER –
REGISTRAR OF VOTERS

Elections Division • 11544 C Avenue • Auburn, CA 95603 • (916) 889-7088
Mailing: P.O. Box 5278 • Auburn, CA 95604-5278
FAX: (916) 889-7087

JIM McCAULEY
County Clerk-Recorder-Registrar

SALLY GENEUX
Assistant Registrar
of Voters

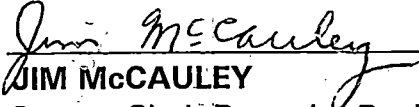
ELSIE MORGAN
Office Manager

CERTIFICATE OF CANVASS OF VOTE

I, JIM McCAULEY, County Clerk-Recorder-Registrar, County of Placer, State of California, do hereby certify that on November 21, 1994, I canvassed the vote cast of the November 8, 1994 Gubernatorial General Election and the results of said canvass are as follows:

(See Attached)

IN WITNESS WHEREOF I have set my hand and affixed my official seal on this 21st day of November, 1994, in accordance with the laws of the State of California.


JIM McCAULEY
County Clerk-Recorder-Registrar
Placer County

INDEX FOR SOV

GUBERNATORIAL GENERAL ELECTION

NOVEMBER 8, 1994

STATE & FEDERAL

PAGES

GOVERNOR AND LIEUTENANT GOVERNOR.....1-6
SECRETARY OF STATE & CONTROLLER..... 7-12
TREASURER & ATTORNEY GENERAL.....13-18
INSURANCE COMMISSIONER & STATE BOARD OF EQUALIZATION.....19-24
U.S. SENATOR & 4TH CONGRESSIONAL DISTRICT.....25-30
STATE ASSEMBLY - 4TH DISTRICT.....31-36
STATE SUPREME COURT JUDGES-APPELLATE JUDGES=3RD DIST.....37-42
STATE SUPERINTENDENT OF PUBLIC INSTRUCTION.....43-48

SCHOOLS

PLACER COUNTY BOARD OF EDUCATION.....43-48
SIERRA COLLEGE AREAS 5 & 6.....43-48
YUBA COLLEGE - AREA 2.....49-51

CENTER UNIFIED SCHOOL DISTRICT.....52-54
GRANT JT. UNION HIGH SCHOOL.....55-57
ROSEVILLE JT. UNION HIGH SCHOOL.....58-61
AUBURN UNION SCHOOL DISTRICT.....62-64
DRY CREEK JT. ELEMENTARY SCHOOL DISTRICT.....65-67
EUREKA UNION SCHOOL DISTRICT.....68-70
OPHIR ELEMENTARY SCHOOL DISTRICT.....71-73
PENRYN ELEMENTARY SCHOOL DISTRICT.....74-76
PLEASANT GROVE JT. ELEMENTARY SCHOOL DISTRICT.....77-79
ROSEVILLE CITY SCHOOL DISTRICT.....80-82

COUNTY OFFICES

SUPERVISOR - DISTRICT 1.....83-85
SUPERVISOR - DISTRICT 2.....86-88

CITIES

CITY OF AUBURN CITY COUNCIL.....89-91
CITY OF COLFAX - MAYOR.....92-94
CITY OF LINCOLN REGULAR TERM.....95-97
CITY OF LINCOLN RECALLED SEATS OF 6/28/94.....98-100
TOWN OF LOOMIS - TOWN COUNCIL.....101-103

SPECIAL DISTRICTS

TRUCKEE TAHOE AIRPORT.....104-106
SAN JUAN WATER DISTRICT.....107-109
AMERICAN RIVER FIRE DISTRICT.....110-112
PENRYN FIRE DISTRICT.....113-115

PAGE 2 OF INDEX TO SOV

SPECIAL DISTRICTS CONT.

PLACER HILLS FIRE DISTRICT & MEASURE P.....116-118
SO. PLACER FIRE DISTRICT.....119-121
TAHOE FOREST HOSPITAL.....122-124
CITRUS HEIGHTS IRRIGATION DIST. - DIV. 2 & 3.....125-127
AUBURN REC. & PARK DISTRICT.....128-130
TRUCKEE-DONNER REC. & PARK DISTRICT & MEASURE K.....131-133
TRUCKEE DONNER P.U.D.....134-136
SACRAMENTO M.U.D. - DIVISION 7.....137-139

STATE PROPOSITIONS

PROPOSITIONS 181, 183 -185.....140-145
PROPOSITIONS 186- 191.....146-151

COUNTY MEASURES

MEASURE H - AUBURN/BOWMAN ANNEXATION - COUNTY & CITY VOTE.152-154
MEASURE J - DRY CREEK FIRE - INCREASE BOARD 3 TO 5.....155-157
MEASURE K - TRUCKEE-DONNER REC/PARK.....131-133
MEASURE L - FIRE ASSESSMENT AREAS 1-6.....158-160
MEASURE M-1 & M-2 - APPOINT LINCOLN CLERK & TREASURER.....161-163
MEASURE N - CITY OF LINCOLN, REPEAL UTILITY USERS TAX.....161-163
MEASURE P - PLACER HILLS FIRE - ADJUSTMENT OF ASSESSMENT..116-118

Issue Code	Issue Abbr	T BAL-TYPE	D DUP	I IN-ACTV	E ID-ENV	Q NO-REQ	S NO-SIG	M SIG-MTCH	J REJ-BAL	H RES-ADDR	A UNAU-RET	O OTHR	L TOO-LATE	X VTR-DIED	TOTAL
2	2ND-BLT	0	0	0	0	0	2	0	0	0	0	2	2	0	6
6	60-DAY	0	0	0	0	0	0	0	0	0	0	0	1	0	1
C	CNTR	0	0	0	0	0	2	0	0	0	0	0	0	0	2
D	2ND-CNTR	0	0	0	0	0	8	3	0	0	0	3	1	0	15
N	MAIL	0	0	0	0	0	97	5	0	0	0	4	47	0	153
P	PERM-AV	0	0	0	0	0	5	1	0	0	0	0	1	1	8
Q	MAIL-PCT	0	0	0	0	0	49	6	0	0	0	5	23	0	83
	TOTAL	0	0	0	0	0	163	15	0	0	0	14	75	1	268

Job ID: 11-21-94
AVS.JOB.00
Reg. Date: 10/11/94

RETURNED ILLINOIS BY DATE
GUBERNATOR GENERAL ELECTION

Report: AVS-555
Election: 11/08/94

DATE RECEIVED	TOTAL	C CNTR	M MAIL	P POLL PL	
EARLY	1	0	0	0	1
10/19/94	129	0	129	0	0
10/20/94	851	0	851	0	0
10/21/94	1201	123	1078	0	0
10/25/94	1055	0	1055	0	0
10/26/94	499	0	499	0	0
10/27/94	2505	0	2505	0	0
10/28/94	776	0	775	0	1
10/31/94	1469	0	1469	0	0
11/01/94	1864	25	1839	0	0
11/02/94	1352	49	1303	0	0
11/03/94	1801	67	1734	0	0
11/04/94	1641	63	1578	0	0
11/05/94	1432	58	1374	0	0
11/07/94	1642	219	1423	0	0
11/08/94	6434	165	1876	4393	0
LATE	89	0	89	0	0
GOOD	24440	767	19337	4335	1
CHALLENGED	268	2	209	57	0
UNDELIV	27	0	26	0	1
VOIDED	6	0	5	1	0
GRAND TOTAL	24741	769	19577	4393	2

DATE RECEIVED	TOTAL APPS	B SAM BAL	L LETR	S SOS FORM	C CNTR	F FED	6 60 DAY	U CONF	P PERM AV	Q MAIL PCT	W MILI AV	V VLD APP	X OVER SEAS	R NEW RES	G FAC	Z MBE MAIL
EARLY	14156	3425	128	239	0	0	28	0	1584	8646	40	66	0	0	0	0
10/11/94	1820	1777	0	0	43	0	0	0	0	0	0	0	0	0	0	0
10/12/94	1999	1931	24	27	17	0	0	0	0	0	0	0	0	0	0	0
10/13/94	660	626	3	0	31	0	0	0	0	0	0	0	0	0	0	0
10/14/94	1536	1510	0	0	26	0	0	0	0	0	0	0	0	0	0	0
10/15/94	976	334	18	270	5	0	0	0	7	342	0	0	0	0	0	0
10/17/94	1394	1214	9	156	15	0	0	0	0	0	0	0	0	0	0	0
10/18/94	947	801	14	112	20	0	0	0	0	0	0	0	0	0	0	0
10/19/94	615	526	10	59	20	0	0	0	0	0	0	0	0	0	0	0
10/20/94	554	417	10	95	32	0	0	0	0	0	0	0	0	0	0	0
10/21/94	440	336	20	46	38	0	0	0	0	0	0	0	0	0	0	0
10/22/94	5	0	0	0	5	0	0	0	0	0	0	0	0	0	0	0
10/24/94	875	703	32	108	32	0	0	0	0	0	0	0	0	0	0	0
10/25/94	880	674	15	146	45	0	0	0	0	0	0	0	0	0	0	0
10/26/94	512	392	3	82	35	0	0	0	0	0	0	0	0	0	0	0
10/27/94	395	306	24	26	39	0	0	0	0	0	0	0	0	0	0	0
10/28/94	425	291	13	69	52	0	0	0	0	0	0	0	0	0	0	0
10/29/94	9	0	0	0	9	0	0	0	0	0	0	0	0	0	0	0
10/31/94	984	438	27	410	109	0	0	0	0	0	0	0	0	0	0	0
11/01/94	373	147	8	118	100	0	0	0	0	0	0	0	0	0	0	0
11/02/94	59	0	0	0	59	0	0	0	0	0	0	0	0	0	0	0
11/03/94	48	0	0	0	48	0	0	0	0	0	0	0	0	0	0	0
11/04/94	45	0	0	0	45	0	0	0	0	0	0	0	0	0	0	0
11/05/94	40	0	0	0	40	0	0	0	0	0	0	0	0	0	0	0
11/07/94	61	1	0	0	60	0	0	0	0	0	0	0	0	0	0	0
GRAND TOTAL	29808	15849	358	1963	925	0	28	0	1591	8988	40	66	0	0	0	0
BALLOTS ISSUED:																
NONE	0	0	0	0	0	0	0	0	0	0	0	0	0	0	0	0
ONE	27581	14250	325	1903	916	0	28	0	1560	8495	40	64	0	0	0	0
TWO	2184	1570	33	60	9	0	0	0	30	480	0	2	0	0	0	0
THREE	43	29	0	0	0	0	0	0	1	13	0	0	0	0	0	0
TOTAL	32078	17477	391	2023	934	0	28	0	1623	9494	40	68	0	0	0	0

BAL TYPE	TOTAL ISSUED	N MAIL	C CNTR	M SPEC MIL	F SPEC FRGN	6 60 DAY	P PERM AV	Q MAIL PCT	X OVER SEAS	Z 2ND BLT	R NEW RES	G FAC	I MISS INFO	J MISS SP	D 2ND CNTR
001 00	4464	3334	65	5	10	5	426	3	0	102	0	0	0	0	514
002 00	1	0	0	0	0	0	0	1	0	0	0	0	0	0	0
003 00	168	0	0	0	0	0	0	153	0	6	0	0	0	0	9
004 00	1029	635	21	3	0	0	20	217	0	26	0	0	0	0	107
006 00	102	0	0	0	0	0	0	96	0	4	0	0	0	0	2
008 00	266	0	0	0	0	0	0	249	0	6	0	0	0	0	11
009 00	123	0	0	0	0	0	0	120	0	1	0	0	0	0	2
010 00	34	32	0	0	0	0	0	0	0	0	0	0	0	0	2
011 00	127	92	2	0	0	1	7	0	0	4	0	0	0	0	21
012 00	104	61	2	0	0	0	10	10	0	0	0	0	0	0	21
013 00	8	0	0	0	0	0	0	8	0	0	0	0	0	0	0
014 00	31	0	0	0	0	0	0	28	0	1	0	0	0	0	2
015 00	178	0	0	0	0	0	0	177	0	1	0	0	0	0	0
016 00	951	410	10	3	1	0	54	348	0	19	0	0	0	0	106
017 00	4072	2422	107	7	10	2	166	1144	0	38	0	0	0	0	176
018 00	62	0	0	0	0	1	0	59	0	0	0	0	0	0	2
019 00	42	0	0	0	0	0	0	42	0	0	0	0	0	0	0
020 00	10	0	0	0	0	0	0	10	0	0	0	0	0	0	0
021 00	37	0	0	0	0	0	0	36	0	0	0	0	0	0	1
022 00	91	82	1	1	1	0	5	0	0	0	0	0	0	0	1
023 00	35	0	0	0	0	0	0	35	0	0	0	0	0	0	0
024 00	23	0	0	0	0	0	0	23	0	0	0	0	0	0	0
026 00	514	193	18	0	2	1	9	270	0	6	0	0	0	0	15
028 00	1920	1309	112	3	3	3	163	262	0	7	0	0	0	0	58
029 00	18	0	0	0	0	0	0	18	0	0	0	0	0	0	0
030 00	105	0	0	0	0	0	0	96	0	3	0	0	0	0	6
032 00	124	109	4	0	2	0	8	0	0	0	0	0	0	0	1
033 00	975	442	43	0	5	0	24	432	0	13	0	0	0	0	16
034 00	1436	968	93	2	5	3	185	90	0	14	0	0	0	0	76
035 00	263	190	30	1	1	0	11	0	0	5	0	0	0	0	25
036 00	6	0	0	0	0	0	0	6	0	0	0	0	0	0	0
037 00	130	93	11	0	0	0	11	0	0	0	0	0	0	0	15
038 00	112	0	0	0	0	0	0	110	0	0	0	0	0	0	2
039 00	123	0	0	0	0	0	0	118	0	2	0	0	0	0	3
040 00	504	422	21	0	1	0	17	26	0	4	0	0	0	0	13
042 00	1548	766	34	2	1	1	46	630	0	16	0	0	0	0	52
043 00	66	0	0	0	0	0	0	63	0	0	0	0	0	0	3
044 00	404	301	36	0	1	0	14	17	0	0	0	0	0	0	35
045 00	163	0	2	0	0	0	0	155	0	1	0	0	0	0	5
046 00	263	220	6	1	1	0	12	0	0	2	0	0	0	0	21
047 00	252	0	0	0	0	0	0	229	0	3	0	0	0	0	20
048 00	229	174	22	0	3	0	27	0	0	0	0	0	0	0	3
049 00	107	0	1	0	0	0	0	101	0	0	0	0	0	0	5
050 00	1023	719	13	3	0	1	40	194	0	11	0	0	0	0	42
051 00	618	415	8	0	2	0	22	106	0	26	0	0	0	0	39
052 00	170	0	0	0	0	0	0	167	0	1	0	0	0	0	2
053 00	2751	1350	42	5	6	6	60	1134	0	35	0	0	0	0	113
054 00	14	0	0	0	0	0	0	14	0	0	0	0	0	0	0
055 00	417	190	11	1	0	2	4	195	0	6	0	0	0	0	8
056 00	11	1	0	0	0	0	7	3	0	0	0	0	0	0	0
058 00	939	404	19	1	1	0	35	448	0	5	0	0	0	0	26
059 00	4	0	0	0	0	0	0	4	0	0	0	0	0	0	0
060 00	29	0	0	0	0	0	0	27	0	0	0	0	0	0	2

JOB ID: AVS-JUB.66
 Close Date: 10/11/94

CUMULATIVE BALLOTTYPE TOTALS
 GUBERNATORIAL GENERAL ELECTION

Report: AVS-34UB
 Election Date: 11/08/94

BAL TYPE	TOTAL ISSUED	N MAIL	C CNTR	M SPEC MIL	F SPEC FRGN	6 60 DAY	P PERM AV	Q MAIL PCT	X OVER SEAS	2 2ND BLT	R NEW RES	G FAC	I MISS INFO	J MISS SP	D 2ND CNTR
061 00	121	0	0	0	0	0	0	107	0	3	0	0	0	0	11
062 00	113	84	6	1	0	0	11	0	0	0	0	0	0	0	11
063 00	464	250	10	0	3	0	32	146	0	8	0	0	0	0	15
064 00	1016	556	37	1	1	0	38	296	0	19	0	0	0	0	68
065 00	4	0	0	0	0	0	0	3	0	0	0	0	0	0	1
066 00	642	542	27	0	1	0	40	0	0	1	0	0	0	0	31
067 00	9	0	0	0	0	0	0	9	0	0	0	0	0	0	0
069 00	137	0	0	0	0	0	0	134	0	1	0	0	0	0	2
070 00	110	97	6	0	0	0	7	0	0	0	0	0	0	0	0
071 00	496	389	43	0	2	0	33	24	0	1	0	0	0	0	4
073 00	1127	910	27	0	3	3	47	111	0	7	0	0	0	0	19
074 00	72	0	0	0	0	0	0	70	0	2	0	0	0	0	0
075 00	26	0	0	0	0	0	0	24	0	1	0	0	0	0	1
076 00	4	0	0	0	0	0	0	4	0	0	0	0	0	0	0
077 00	356	0	0	0	0	0	0	347	0	5	0	0	0	0	4
078 00	31	0	0	0	0	0	0	31	0	0	0	0	0	0	0
079 00	154	7	35	0	0	0	0	8	0	2	0	0	0	0	102
GRAND TOTAL	32078	18169	925	40	66	29	1591	8988	0	418	0	0	0	0	1852

Issue Code	Voters Issued Ballots	Voided Issued Ballots	Total Ballots Issued	Total Ballots Returned	Good	Chal	Undel	Voided
2	402	16	418	377	371	6	0	0
6	29	0	29	21	16	1	0	4
C	916	9	925	881	879	2	0	0
D	1,824	28	1,852	1,738	1,723	15	0	0
F	64	2	66	16	16	0	0	0
M	40	0	40	10	10	0	0	0
N	16,478	1,691	18,169	14,525	14,357	153	13	2
P	1,560	31	1,591	1,270	1,258	8	4	0
Q	8,495	493	8,988	5,903	5,810	83	10	0
TOTAL	29,808	2,270	32,078	24,741	24,440	268	27	6

GUBERNATORIAL GENERAL ELECTION, NOVEMBER 8, 1994

001 ***GRAND TOTALS	*** GOVERNOR AND LIEUTENANT GOVERNOR ***														
	REGISTRATION	BALLOTS CAST	TURNOUT	Jerry McCready GOVERNOR AIP	P. Gloria E. Labriva PFP	Kathleen Brown DEM	Pete Wilson REP	Richard Rider LIB	76,410 Lt. Governor GRN	Daniel Moses AIP	Robert W. Lewis PFP	J. Luis Gomez LIB	Bob New REP	Cathie Wright DEM	Gray Davis DEM
PLACER COUNTY	114498	77787	67.9	1299	413	21915	51213	1570	931	797	719	2160	37509	33626	
4TH CONGRESSIONAL	114498	77787	67.9	1299	413	21915	51213	1570	931	797	719	2160	37509	33626	
1ST SENATE	114498	77787	67.9	1299	413	21915	51213	1570	931	797	719	2160	37509	33626	
4TH ASSEMBLY	114498	77787	67.9	1299	413	21915	51213	1570	931	797	719	2160	37509	33626	
1ST SUPERVISORIAL 91	25029	16477	65.8	270	81	5000	10572	266	163	149	164	333	7565	7717	
2ND SUPERVISORIAL 91	22908	15526	67.8	274	80	4169	10451	292	155	177	165	382	7788	6490	
3RD SUPERVISORIAL 91	21706	15157	69.8	280	82	4432	9718	337	195	161	135	431	7028	6782	
4TH SUPERVISORIAL 91	23100	16289	70.5	194	82	3813	11664	262	113	132	120	388	8693	6387	
5TH SUPERVISORIAL 91	21755	14338	65.9	281	108	4501	8808	413	305	178	135	626	6435	6250	
AUBURN	7456	5202	69.8	93	35	1675	3196	95	68	54	56	149	2353	2383	
COLFAX	714	454	63.6	3	3	170	257	18	8	8	2	23	161	239	
LINCOLN	3705	2321	62.6	55	19	745	1396	52	25	28	62	66	949	1121	
ROCKLIN	13837	9419	68.1	131	42	2517	6445	155	76	91	77	199	4925	3839	
ROSEVILLE	29611	19638	66.3	307	99	5706	12885	311	181	166	194	379	9312	8905	
TOWN OF LOOMIS	3497	2316	66.2	35	7	654	1518	43	18	34	22	58	1118	1007	
UNINCORPORATED AREA	55678	38437	69.0	675	208	10448	25516	896	555	416	306	1286	18691	16132	

GUBERNATORIAL GENERAL ELECTION, NOVEMBER 8, 1994

001 ***ABSENTEE TOTALS	*** GOVERNOR AND LIEUTENANT GOVERNOR ***														
	REGISTRATION	BALLOTS CAST	TURNOUT	Jerry McCready Governor AIP	P. Gloria E. Lariva PFP	Kathleen Brown DEM	Pete Wilson REP	Richard Rider LIB		Daniel Moses Lt. Governor GRN	Robert W. Lewis AIP	J. Luis Gomez PFP	Bob New LIB	Cathie Wright REP	Gray Davis DEM
PLACER COUNTY	114498	18595	16.2	281	89	5138	12357	344		173	130	105	439	9165	8123
4TH CONGRESSIONAL	114498	18595	16.2	281	89	5138	12357	344		173	130	105	439	9165	8123
1ST SENATE	114498	18595	16.2	281	89	5138	12357	344		173	130	105	439	9165	8123
4TH ASSEMBLY	114498	18595	16.2	281	89	5138	12357	344		173	130	105	439	9165	8123
1ST SUPERVISORIAL 91	25029	4015	16.0	56	11	1219	2582	57		33	20	23	60	1825	1968
2ND SUPERVISORIAL 91	22908	3032	13.2	59	15	821	2034	50		17	22	22	63	1530	1315
3RD SUPERVISORIAL 91	21706	4210	19.4	63	20	1142	2783	98		50	32	15	110	2026	1864
4TH SUPERVISORIAL 91	23100	4011	17.4	43	18	955	2855	57		24	22	23	80	2188	1550
5TH SUPERVISORIAL 91	21755	3327	15.3	60	25	1001	2103	82		49	34	22	126	1596	1426
AUBURN	7456	1449	19.4	22	9	398	949	29		10	10	5	40	714	637
COLFAX	714	85	11.9	2	0	33	42	7		0	1	0	8	33	41
LINCOLN	3705	398	10.7	13	7	110	248	8		2	2	7	4	161	217
ROCKLIN	13837	2098	15.2	45	7	571	1418	29		12	16	13	43	1092	872
ROSEVILLE	29611	5147	17.4	69	17	1472	3404	76		43	22	32	79	2446	2394
TOWN OF LOOMIS	3497	414	11.8	4	2	145	246	5		3	6	1	8	197	193
UNINCORPORATED AREA	55678	9004	16.2	126	47	2409	6050	190		103	73	47	257	4522	3769

GUBERNATORIAL GENERAL ELECTION, NOVEMBER 8, 1994

001		* * * GOVERNOR AND LIEUTENANT GOVERNOR * * *													
	REGISTRATION	BALLOTS CAST	TURNOUT	Jerry Mccreeady GOVERNOR AIP	P. Gloria E. Lariva PFP	Kathleen Brown DEM	Pete Wilson REP	Richard Rider LIB		Daniel Moses Lt. GOVERNOR GRN	Robert W. Lewis AIP	J. Luis Gomez PFP	Bob New LIB	Cathie Wright REP	Gray Davis DEM
64134-MB 4134	166	143	86.1	0	0	31	106	3		3	0	1	2	75	59
64170-MB 4170	26	15	57.7	0	0	5	8	1		0	0	0	1	8	6
64172-MB 4172	3	0	0.0												
64182-MB 4182	409	335	81.9	1	1	42	283	6		0	1	0	11	236	83
64250-MB 4250	373	268	71.8	8	3	63	174	8		6	5	3	8	140	103
64252-MB 4252	20	15	75.0	0	0	1	14	0		0	0	0	0	5	10
64301-MB 4301	4	4	100.0												
64303-MB 4303	27	13	48.1	0	0	5	7	0		0	1	1	0	6	3
64305-MB 4305	347	257	74.1	2	1	78	159	3		1	6	4	8	99	130
64354-MB 4354	81	67	82.7	0	0	16	49	0		0	0	0	0	37	27
64356-MB 4356	103	72	69.9	2	0	13	55	1		0	1	0	1	41	27
64376-MB 4376	193	142	73.6	1	0	38	101	1		4	0	1	0	82	52
64620-MB 4620	0	0	0.0	0	0	0	0	0		0	0	0	0	0	0
65550-MB 5550	0	0	0.0	0	0	0	0	0		0	0	0	0	0	0
65570-MB 5570	95	59	62.1	8	0	14	32	2		0	6	0	5	18	29
65571-MB 5571	281	208	74.0	8	1	52	136	4		6	1	1	6	112	79
65590-MB 5590	145	105	72.4	4	2	32	58	6		7	2	4	9	47	33
65600-MB 5600	3	3	100.0												
65602-MB 5602	9	8	88.9	0	0	1	6	1		0	0	0	0	6	2
65610-MB 5610	0	0	0.0	0	0	0	0	0		0	0	0	0	0	0
65623-MB 5623	134	107	79.9	0	3	26	69	7		5	0	0	8	62	27
65804-MB 5804	0	0	0.0	0	0	0	0	0		0	0	0	0	0	0
65806-MB 5806	35	32	91.4	1	1	5	24	0		1	0	0	1	17	12
65851-MB 5851	0	0	0.0	0	0	0	0	0		0	0	0	0	0	0
65853-MB 5853	103	64	62.1	0	1	28	31	2		0	0	0	2	29	30
65890-MB 5890	24	15	62.5	0	0	8	7	0		0	0	1	0	3	10
65950-MB 5950	339	236	69.6	9	4	84	132	5		4	3	6	14	103	100
65952-MB 5952	30	20	66.7	0	0	9	10	0		0	0	0	0	9	11
661170-MB 1170A	0	0	0.0	0	0	0	0	0		0	0	0	0	0	0
663604-MB 3604	0	0	0.0	0	0	0	0	0		0	0	0	0	0	0
663800-MB 3800	229	103	45.0	4	0	29	62	3		3	1	3	4	47	42
663805-MB 3805D	100	80	80.0	0	1	19	56	3		3	2	2	0	34	38
664170-MB 4170	0	0	0.0	0	0	0	0	0		0	0	0	0	0	0
665806-MB 5806	46	18	39.1	2	2	10	3	1		3	0	0	2	1	12
665851-MB 5851	66	40	60.6	0	0	14	20	3		1	0	0	4	14	21
665853-MB 5853D	4	2	50.0												
6665851-MB 5851D	22	18	81.8	0	0	6	10	0		3	0	0	0	9	6
ABSENTEE TOTALS	114498	18595	16.2	281	89	5138	12357	344		173	130	105	439	9165	8123
GRAND TOTALS	114498	77787	67.9	1299	413	21915	51213	1570		931	797	719	2160	37509	33626

GUBERNATORIAL GENERAL ELECTION, NOVEMBER 8, 1994

002 ***GRAND TOTALS	*** SECRETARY OF STATE AND CONTROLLER ***													
	REGISTRATION	BALLOTS CAST	TURNOUT	Tony Miller Secretary of State DEM	Margaret Garcia GRN	Israel Feuer PFP	Bill Jones REP	Peggy Christensen LIB	Dorothy K. Robbins AIP	Tom McClintock Controller REP	Cullene M. Lang LIB	Elizabeth Nakano PFP	Nathan E. Johnson AIP	Kathleen Connell DEM
PLACER COUNTY	114498	77787	67.9	24994	1659	522	42751	2633	1217	41644	1210	1018	1500	26874
4TH CONGRESSIONAL	114498	77787	67.9	24994	1659	522	42751	2633	1217	41644	1210	1018	1500	26874
1ST SENATE	114498	77787	67.9	24994	1659	522	42751	2633	1217	41644	1210	1018	1500	26874
4TH ASSEMBLY	114498	77787	67.9	24994	1659	522	42751	2633	1217	41644	1210	1018	1500	26874
1ST SUPERVISORIAL 91	25029	16477	65.8	5788	354	95	8749	443	222	8508	206	196	311	6186
2ND SUPERVISORIAL 91	22908	15526	67.8	4752	314	110	8853	483	258	8622	197	189	331	5018
3RD SUPERVISORIAL 91	21706	15157	69.8	5052	326	110	8044	547	251	7725	264	224	272	5345
4TH SUPERVISORIAL 91	23100	16289	70.5	4644	226	80	9841	434	206	9692	177	174	239	4981
5TH SUPERVISORIAL 91	21755	14338	65.9	4758	439	127	7264	726	280	7097	366	235	347	5344
AUBURN	7456	5202	69.8	1814	117	43	2683	172	95	2532	87	82	94	1896
COLFAX	714	454	63.6	173	11	3	201	24	16	200	13	7	14	197
LINCOLN	3705	2321	62.6	776	74	27	1128	103	55	1090	36	39	82	879
ROCKLIN	13837	9419	68.1	2926	143	55	5484	258	127	5374	85	92	141	2967
ROSEVILLE	29611	19638	66.3	6622	391	117	10714	514	253	10400	223	223	342	7204
TOWN OF LOOMIS	3497	2316	66.2	714	58	9	1291	76	46	1287	32	40	48	779
UNINCORPORATED AREA	55678	38437	69.0	11969	865	268	21250	1486	625	20761	734	535	779	12952

GUBERNATORIAL GENERAL ELECTION, NOVEMBER 8, 1994

002		*** SECRETARY OF STATE AND CONTROLLER ***														
		REGISTRATION	BALLOTS CAST	TURNOUT	Tony Miller Secretary of State DEM	Margaret Garcia GRN	Israel Feuer PFP	Bill Jones REP	Peggy Christensen LIB	Dorothy K. Robbins AIP		Tom McClintock Controller REP	Cullene M. Langg LIB	Elizabeth Nakano PFP	Nathan E. Johnson AIP	Kathleen Connell DEM
3400-CP	3400	461	263	57.0	88	5	1	141	4	1	131	0	2	3	93	
3401-CP	3401	617	267	43.3	102	3	4	129	6	6	119	3	6	6	111	
3402-CP	3402	724	320	44.2	128	8	3	150	12	7	139	3	6	7	134	
3403-CP	3403	681	287	42.1	103	7	3	133	11	11	127	7	5	4	113	
3405-CP	3405	821	432	52.6	146	12	6	216	17	10	180	9	6	11	149	
3406-CP	3406	634	273	43.1	98	7	1	134	18	7	118	8	5	7	83	
3408-CP	3408	543	301	55.4	116	9	1	148	11	5	138	4	6	3	110	
3410-CP	3410	736	330	44.8	127	14	5	125	21	13	121	13	6	11	152	
3412-CP	3412	434	192	44.2	60	10	4	94	9	5	87	5	6	5	72	
3414-CP	3414	604	324	53.6	125	9	3	151	14	3	145	3	4	1	150	
3418-CP	3418	833	473	56.8	130	5	2	292	9	8	257	6	4	7	150	
3470-CP	3470	646	363	56.2	106	8	1	203	14	1	189	5	11	6	125	
3471-CP	3471	385	188	48.8	63	10	1	84	12	7	80	5	0	6	77	
3472-CP	3472	509	247	48.5	88	9	3	118	4	6	107	0	2	1	89	
3601-CP	3601	532	220	41.4	72	4	1	129	8	1	119	3	2	8	67	
3602-CP	3602	806	448	55.6	132	5	5	258	16	7	223	6	9	6	142	
3603-CP	3603	486	187	38.5	61	6	5	93	7	7	87	4	3	3	84	
3605-CP	3605	655	326	49.8	114	8	2	167	17	5	146	6	3	8	121	
3607-CP	3607	478	268	56.1	85	4	0	153	6	5	161	0	4	2	95	
3609-CP	3609	728	345	47.4	118	12	6	167	16	5	168	10	0	4	127	
3611-CP	3611	871	398	45.7	133	7	2	218	11	6	199	5	5	7	144	
3613-CP	3613	629	225	35.8	90	9	2	87	11	7	80	5	3	12	100	
3615-CP	3615	693	311	44.9	111	8	4	155	14	4	134	9	3	4	115	
3617-CP	3617	720	330	45.8	111	7	2	170	14	3	166	5	6	8	126	
3621-CP	3621	751	362	48.2	90	6	2	233	13	4	194	8	6	7	110	
3705-CP	3705	528	254	48.1	69	9	2	141	13	1	141	5	8	5	75	
3711-CP	3711	573	292	51.0	101	6	1	149	17	5	152	6	6	3	108	
3800-CP	3800	457	245	53.6	72	5	3	130	15	4	129	9	0	7	86	
3801-CP	3801	631	351	55.6	115	7	0	179	15	4	185	1	5	5	129	
3900-CP	3900	786	393	50.0	134	6	0	202	17	6	194	7	6	7	139	
4118-CP	4118	653	317	48.5	120	2	5	157	11	11	151	2	5	8	136	
4122-CP	4122	715	315	44.1	112	10	3	164	6	7	151	1	5	11	134	
4124-CP	4124	633	353	55.8	72	3	2	242	6	3	224	3	4	7	89	
4126-CP	4126	256	148	57.8	64	1	2	71	3	1	68	1	0	2	65	
4128-CP	4128	758	434	57.3	122	4	4	268	7	1	257	3	5	4	139	
4130-CP	4130	643	319	49.6	98	5	1	187	8	2	180	2	2	5	114	
4132-CP	4132	869	466	53.6	114	7	1	303	10	2	281	4	2	3	139	
4134-CP	4134	751	306	40.7	68	5	2	197	9	5	196	3	4	2	86	
4136-CP	4136	785	200	25.5	57	1	1	124	4	3	122	0	1	0	69	
4170-CP	4170	934	430	46.0	107	1	0	286	10	4	267	1	6	4	125	
4180-CP	4180	407	234	57.5	45	2	1	172	1	0	167	0	0	2	48	
4188-CP	4188	667	336	50.4	87	2	0	217	1	3	202	1	1	1	90	
4200-CP	4200	924	468	50.6	151	2	2	274	13	6	262	1	7	9	135	
4201-CP	4201	846	422	49.9	136	8	4	217	24	13	212	7	7	13	162	
4300-CP	4300	411	238	57.9	63	6	4	140	9	8	142	5	8	6	68	
4301-CP	4301	425	216	50.8	61	3	1	133	2	4	123	3	2	7	68	
4303-CP	4303	458	242	52.8	63	7	0	142	13	5	144	6	0	2	70	
4307-CP	4307	551	286	51.9	87	8	1	157	8	7	146	4	7	11	96	
4311-CP	4311	652	308	47.2	87	5	2	185	7	8	185	4	3	7	96	
4313-CP	4313	438	199	45.4	60	7	0	105	10	1	108	2	6	1	74	
4370-CP	4370	391	225	57.5	69	0	3	137	6	4	124	5	0	8	68	
4372-CP	4372	822	430	52.3	138	5	4	239	18	8	227	12	6	11	143	
4376-CP	4376	547	296	54.1	79	2	1	180	8	2	169	1	4	2	99	
4604-CP	4604	748	392	52.4	88	2	1	270	8	6	279	5	2	1	85	
4606-CP	4606	723	424	58.6	122	9	1	257	17	2	255	6	6	4	140	
4608-CP	4608	623	310	49.8	85	9	2	187	9	4	184	7	7	6	94	
4612-CP	4612	760	372	48.9	116	3	2	216	6	1	214	1	4	3	117	
4614-CP	4614	469	250	53.3	49	3	0	184	2	1	177	0	2	1	60	
4616-CP	4616	667	352	52.8	86	5	3	225	10	7	226	5	2	7	92	
4618-CP	4618	468	235	50.2	67	5	1	140	8	2	135	5	3	3	73	
4620-CP	4620	492	252	51.2	72	2	0	150	10	4	152	3	3	3	72	
4622-CP	4622	654	371	56.7	99	6	2	218	14	4	220	6	3	4	113	
4624-CP	4624	472	282	59.7	75	5	1	176	7	2	181	4	2	2	76	
5500-CP	5500	714	369	51.7	137	11	3	166	19	11	162	10	4	13	160	
5570-CP	5570	480	250	52.1	78	5	4	136	15	4	113	6	3	14	100	
5571-CP	5571	442	211	47.7	60	4	1	118	11	7	105	5	3	3	84	
5573-CP	5573	544	276	50.7	88	12	6	135	12	9	128	12	10	8	108	
5600-CP	5600	600	363	60.5	126	12	5	184	16	4	174	13	3	9	151	
5602-CP	5602	676	337	49.9	127	6	5	152	14	8	160	7	5	16	124	
5608-CP	5608	766	407	53.1	146	9	2	206	23	5	199	7	2	12	165	
5610-CP	5610	365	170	46.6	55	1	4	89	7	6	77	5	4	4	72	
5612-CP	5612	715	388	54.3	116	11	1	229	16	4	222	10	3	4	133	

GUBERNATORIAL GENERAL ELECTION, NOVEMBER 8, 1994

002		*** SECRETARY OF STATE AND CONTROLLER ***													
	REGISTRATION	BALLOTS CAST	TURNOUT	Tony Miller Secretary of State DEM	Margaret Garcia GRN	Israel Feuer PFP	Bill Jones REP	Peggy Christensen LIB	Dorothy K. Robbins AIP		Tom McClintock Controller REP	Cullene M. Langg LIB	Elizabeth Nakano PFP	Nathan E. Johnson AIP	Kathleen Connel DEM
64134-MB 4134	166	143	86.1	34	4	2	92	1	2		90	1	1	1	43
64170-MB 4170	26	15	57.7	4	1	0	9	1	0		8	1	0	0	5
64172-MB 4172	3	0	0.0												
64182-MB 4182	409	335	81.9	56	1	1	252	13	1		250	6	1	4	61
64250-MB 4250	373	268	71.8	76	8	4	152	10	5		168	4	6	5	71
64252-MB 4252	20	15	75.0	9	0	0	5	0	0		5	0	2	0	5
64301-MB 4301	4	4	100.0												
64303-MB 4303	27	13	48.1	2	1	0	7	0	0		5	0	1	1	4
64305-MB 4305	347	257	74.1	92	11	0	128	7	4		129	2	8	6	97
64354-MB 4354	81	67	82.7	25	0	0	35	1	0		34	1	1	0	24
64356-MB 4356	103	72	69.9	19	0	0	47	1	2		48	0	1	1	19
64376-MB 4376	193	142	73.6	36	4	0	93	3	1		92	1	3	3	36
64620-MB 4620	0	0	0.0	0	0	0	0	0	0		0	0	0	0	0
65550-MB 5550	0	0	0.0	0	0	0	0	0	0		0	0	0	0	0
65570-MB 5570	95	59	62.1	20	3	0	25	5	4		21	4	1	5	26
65571-MB 5571	281	208	74.0	53	11	0	127	8	3		125	2	2	2	69
65590-MB 5590	145	105	72.4	31	6	2	52	8	4		47	1	1	11	39
65600-MB 5600	3	3	100.0												
65602-MB 5602	0	0	0.0												
65610-MB 5610	0	0	0.0	0	0	0	0	0	0		0	0	0	0	0
65623-MB 5623	134	107	79.9	23	5	0	67	6	1		67	5	0	1	25
65804-MB 5804	0	0	0.0	0	0	0	0	0	0		0	0	0	0	0
65806-MB 5806	35	32	91.4	11	0	1	19	0	0		18	1	0	0	10
65851-MB 5851	0	0	0.0	0	0	0	0	0	0		0	0	0	0	0
65853-MB 5853	103	64	62.1	23	3	0	35	1	1		30	0	0	1	28
65890-MB 5890	24	15	62.5	8	0	0	6	0	0		5	0	0	1	8
65950-MB 5950	339	236	69.6	80	11	2	109	14	4		116	7	8	5	79
65952-MB 5952	30	20	66.7	9	0	1	9	0	0		9	0	0	0	9
661170-MB 1170A	0	0	0.0	0	0	0	0	0	0		0	0	0	0	0
663604-MB 3604	0	0	0.0	0	0	0	0	0	0		0	0	0	0	0
663800-MB 3800	229	103	45.0	26	5	1	57	5	2		56	4	3	2	31
663805-MB 3805D	100	80	80.0	28	1	3	41	2	1		48	1	2	1	24
664170-MB 4170	0	0	0.0	0	0	0	0	0	0		0	0	0	0	0
665806-MB 5806	46	18	39.1	8	3	1	5	1	0		5	0	3	1	7
665851-MB 5851	66	40	60.6	11	2	0	17	6	2		14	3	0	0	18
665853-MB 5853D	4	2	50.0												
665851-MB 5851D	22	18	81.8	8	1	0	8	0	0		0	0	0	0	9
ABSENTEE TOTALS	114498	18595	16.2	6450	288	93	10224	510	239		10403	219	194	295	6326
GRAND TOTALS	114498	77787	67.9	24994	1659	522	42751	2633	1217		41644	1210	1018	1500	26874

GUBERNATORIAL GENERAL ELECTION, NOVEMBER 8, 1994

003 ***GRAND TOTALS	*** TREASURER AND ATTORNEY GENERAL ***												
	REGISTRATION	BALLOTS CAST	TURNOUT	Phil Angelides Treasurer DEM	George M. McCoy AIP	Jon Petersen LIB	Matt Fong REP	Jan B. Tucker PFP		Robert J. Evans Attorney General PFP	Dan Lunggren REP	Richard N. Burns LIB	Tom UMBERG DEM
PLACER COUNTY	114498	77787	67.9	23755	1596	2659	43581	1383		1534	50220	2405	19626
4TH CONGRESSIONAL	114498	77787	67.9	23755	1596	2659	43581	1383		1534	50220	2405	19626
1ST SENATE	114498	77787	67.9	23755	1596	2659	43581	1383		1534	50220	2405	19626
4TH ASSEMBLY	114498	77787	67.9	23755	1596	2659	43581	1383		1534	50220	2405	19626
1ST SUPERVISORIAL 91	25029	16477	65.8	5647	307	477	8843	269		280	10718	370	4320
2ND SUPERVISORIAL 91	22908	15526	67.8	4462	304	476	9025	278		262	10165	454	3813
3RD SUPERVISORIAL 91	21706	15157	69.8	4775	388	561	8119	275		320	9482	502	4025
4TH SUPERVISORIAL 91	23100	16289	70.5	4347	271	399	10177	219		253	11497	371	3426
5TH SUPERVISORIAL 91	21755	14338	65.9	4524	326	746	7417	342		419	8358	708	4042
AUBURN	7456	5202	69.8	1686	113	168	2748	107		104	3214	167	1426
COLFAX	714	454	63.6	170	11	30	192	18		8	245	29	149
LINCOLN	3705	2321	62.6	775	65	79	1178	54		56	1355	90	671
ROCKLIN	13837	9419	68.1	2669	145	240	5608	151		139	6383	209	2204
ROSEVILLE	29611	19638	66.3	6446	329	511	10969	304		304	13059	432	4942
TOWN OF LOOMIS	3497	2316	66.2	700	59	89	1303	30		53	1505	65	571
UNINCORPORATED AREA	55678	38437	69.0	11309	874	1542	21583	719		870	24459	1413	9663

GUBERNATORIAL GENERAL ELECTION, NOVEMBER 8, 1994

003 ***ABSENTEE TOTALS	*** TREASURER AND ATTORNEY GENERAL ***												
	REGISTRATION	BALLOTS CAST	TURNOUT	Phil Angelides Treasurer DEM	George M. McCoy AIP	Jon Petersen LIB	Matt Fong REP	Jan B. Tucker PFP		Robert J. Evans Attorney General PFP	Dan Lungren REP	Richard N. Burns LIB	Tom UMBERG DEM
PLACER COUNTY	114498	18595	16.2	5719	338	512	10759	247		267	12155	499	4798
4TH CONGRESSIONAL	114498	18595	16.2	5719	338	512	10759	247		267	12155	499	4798
1ST SENATE	114498	18595	16.2	5719	338	512	10759	247		267	12155	499	4798
4TH ASSEMBLY	114498	18595	16.2	5719	338	512	10759	247		267	12155	499	4798
1ST SUPERVISORIAL 91	25029	4015	16.0	1442	64	84	2195	45		47	2598	76	1134
2ND SUPERVISORIAL 91	22908	3032	13.2	908	45	84	1798	38		31	2025	74	766
3RD SUPERVISORIAL 91	21706	4210	19.4	1272	99	128	2401	59		63	2699	128	1102
4TH SUPERVISORIAL 91	23100	4011	17.4	1067	62	84	2533	39		48	2811	80	883
4TH SUPERVISORIAL 91	21755	3327	15.3	1030	68	132	1832	66		78	2022	141	913
AUBURN	7456	1449	19.4	436	25	41	837	24		20	949	39	366
COLFAX	714	85	11.9	34	3	3	37	4		1	42	9	30
LINCOLN	3705	398	10.7	129	8	10	209	8		6	242	14	116
ROCKLIN	13837	2098	15.2	633	29	45	1274	21		16	1450	35	503
ROSEVILLE	29611	5147	17.4	1715	78	103	2937	52		59	3387	99	1384
TOWN OF LOOMIS	3497	414	11.8	134	9	17	228	5		12	252	10	123
UNINCORPORATED AREA	55678	9004	16.2	2638	186	293	5237	133		153	5833	293	2276

GUBERNATORIAL GENERAL ELECTION, NOVEMBER 8, 1994

003		*** TREASURER AND ATTORNEY GENERAL ***												
		REGISTRATION	BALLOTS CAST	TURNOUT	Phil Angelides Treasurer DEM	George M. McCoy AIP	Jon Petersen LIB	Matt Fong REP	Jan B. Tucker PFP		Robert J. Evans Attorney General PFP	Dan Lungren REP	Richard N. Burns LIB	Tom Ummberg DEM
1100-CP 1100		633	333	52.6	90	2	8	205	6		4	252	6	59
1101-CP 1101		831	377	45.4	115	15	14	207	9		8	241	5	111
1102-CP 1102		869	284	32.7	82	2	3	168	6		5	202	4	57
1103-CP 1103		786	440	56.0	141	13	11	241	4		4	297	4	114
1104-CP 1104		867	381	43.9	150	9	16	176	12		8	235	9	116
1105-CP 1105		648	261	40.3	117	9	6	104	12		15	129	11	90
1107-CP 1107		537	269	50.1	101	1	11	132	7		6	169	9	71
1108-CP 1108		649	290	44.7	127	5	7	135	5		4	175	5	90
1110-CP 1110		465	235	50.5	77	3	7	133	1		4	163	4	60
1111-CP 1111		580	256	44.1	113	7	10	105	4		1	139	5	98
1112-CP 1112		428	210	49.1	68	1	5	126	1		1	152	6	45
1113-CP 1113		641	317	49.5	143	7	11	125	6		12	169	8	114
1114-CP 1114		483	268	55.5	78	6	5	158	2		8	197	3	47
1116-CP 1116		439	225	51.3	80	2	3	127	5		3	157	4	52
1117-CP 1117		601	293	48.8	124	8	4	137	0		2	186	3	79
1118-CP 1118		535	253	47.3	73	0	6	162	4		1	194	7	44
1119-CP 1119		465	165	35.5	59	6	8	79	4		4	97	8	46
1121-CP 1121		460	207	45.0	101	4	15	73	3		7	102	10	82
1123-CP 1123		781	364	46.6	151	12	11	150	12		13	202	11	109
1127-CP 1127		643	235	36.5	101	6	4	99	5		8	108	7	90
1129-CP 1129		535	220	41.1	112	8	12	69	4		4	103	9	88
1131-CP 1131		543	257	47.3	75	4	7	159	3		5	161	10	74
1133-CP 1133		661	251	38.0	100	5	10	111	1		10	132	9	82
1135-CP 1135		584	334	57.2	81	5	9	217	7		3	247	3	63
1137-CP 1137		745	467	62.7	137	8	7	288	8		5	349	8	86
1138-CP 1138		427	188	44.0	62	3	11	99	3		3	136	4	38
1139-CP 1139		443	237	53.5	102	3	4	109	5		4	152	4	61
1143-CP 1143		530	262	49.4	76	4	5	154	5		4	186	3	53
1145-CP 1145		472	205	43.4	66	6	16	104	4		4	115	13	62
1147-CP 1147		766	392	51.2	121	9	11	214	8		6	269	9	93
1149-CP 1149		813	373	45.9	111	6	17	216	6		6	259	13	81
1167-CP 1167		338	100	29.6	39	0	1	46	5		2	65	2	26
1171-CP 1171		987	618	62.6	168	3	20	387	9		6	442	10	130
1181-CP 1181		686	402	58.6	117	2	12	245	6		6	300	8	73
1183-CP 1183		878	527	60.0	153	10	18	309	8		9	359	13	114
1185-CP 1185		536	309	57.6	79	3	6	200	6		3	228	8	61
1187-CP 1187		632	367	58.1	88	13	9	225	6		2	255	8	79
1601-CP 1601		261	152	58.2	49	2	4	75	7		5	89	2	46
1603-CP 1603		535	307	57.4	78	8	13	186	3		9	211	6	64
1605-CP 1605		294	158	53.7	94	6	4	39	3		5	66	5	68
2001-CP 2001		666	339	50.9	119	12	14	155	8		7	180	12	108
2003-CP 2003		460	249	54.1	82	10	6	123	2		8	149	10	60
2005-CP 2005		669	342	51.1	118	6	10	185	9		9	192	14	111
2007-CP 2007		826	388	47.0	126	12	16	195	10		12	235	13	104
2009-CP 2009		751	377	50.2	140	13	18	170	12		12	201	22	119
2071-CP 2071		533	303	56.8	68	6	14	197	4		5	200	13	76
2073-CP 2073		829	410	49.5	109	10	12	244	8		14	268	12	95
2201-CP 2201		513	260	50.7	59	8	8	165	5		3	199	4	43
2203-CP 2203		544	294	54.0	81	2	4	187	3		2	213	3	63
2207-CP 2207		544	287	52.8	87	3	13	170	4		2	200	11	66
2209-CP 2209		618	324	52.4	92	10	11	183	9		9	195	7	95
2211-CP 2211		502	217	43.2	67	6	8	120	3		10	141	4	53
2213-CP 2213		805	431	53.5	112	3	17	269	6		5	302	11	94
2217-CP 2217		523	284	54.3	78	0	3	172	2		0	196	5	58
2219-CP 2219		805	499	62.0	131	5	6	320	7		6	351	10	109
2221-CP 2221		887	510	57.5	115	7	3	325	5		3	379	10	82
2223-CP 2223		490	227	46.3	70	3	10	127	1		8	145	5	53
2225-CP 2225		496	231	46.6	74	6	9	111	12		7	135	6	68
2229-CP 2229		539	215	39.9	95	5	3	74	12		7	101	6	77
2231-CP 2231		856	438	51.2	138	11	18	226	11		5	274	18	114
2233-CP 2233		520	217	41.7	48	6	11	129	5		4	141	5	60
2235-CP 2235		684	265	38.7	52	5	6	185	3		1	208	1	49
2243-CP 2243		747	437	58.5	110	1	10	284	3		6	306	8	88
2247-CP 2247		817	551	67.4	157	3	11	337	6		7	362	14	142
2261-CP 2261		875	508	58.1	132	5	9	320	9		7	363	9	100
2601-CP 2601		584	275	47.1	70	13	6	157	7		14	178	7	57
2603-CP 2603		471	291	61.8	60	7	5	202	6		4	222	4	53
2701-CP 2701		564	329	58.3	91	9	18	183	7		6	208	18	77
2705-CP 2705		691	376	54.4	103	13	8	222	10		6	238	13	101
2801-CP 2801		775	482	62.2	140	11	20	262	11		10	304	18	112
2803-CP 2803		534	278	52.1	62	8	13	165	9		6	185	12	59
2903-CP 2903		870	478	54.9	161	15	15	262	11		9	298	22	127

GUBERNATORIAL GENERAL ELECTION, NOVEMBER 8, 1994

003		*** TREASURER AND ATTORNEY GENERAL ***												
		REGISTRATION	BALLOTS CAST	TURNOUT	Phil Angelides Treasurer DEM	George M. McCooy AIP	Jon Petersen LIB	Matt Fong REP	Jan B. Tucker PFP		Robert J. Evannes Attorney General PFP	Dan Lungren REP	Richard N. Burns LIB	Tom UMBERG DEM
3400-CP	3400	461	263	57.0	86	3	1	140	3		5	180	3	55
3401-CP	3401	617	267	43.3	103	7	6	130	4		4	174	7	77
3402-CP	3402	724	320	44.2	124	9	13	149	10		6	183	20	100
3403-CP	3403	681	287	42.1	105	10	10	136	7		9	155	8	97
3405-CP	3405	821	432	52.6	138	11	15	217	4		2	254	18	122
3406-CP	3406	634	273	43.1	84	7	12	130	6		6	161	8	75
3408-CP	3408	543	301	55.4	104	6	8	153	9		9	192	9	80
3410-CP	3410	736	330	44.8	117	14	19	145	11		12	162	22	112
3412-CP	3412	434	192	44.2	64	7	10	95	7		7	105	8	64
3414-CP	3414	604	324	53.6	117	5	8	161	12		15	185	8	101
3418-CP	3418	833	473	56.8	120	4	8	292	6		6	327	7	99
3470-CP	3470	646	363	56.2	119	6	12	198	5		10	236	5	99
3471-CP	3471	385	188	48.8	64	6	9	87	5		5	103	8	59
3472-CP	3472	509	247	48.5	74	4	8	131	4		7	146	6	70
3601-CP	3601	532	220	41.4	70	8	10	116	3		4	137	9	60
3602-CP	3602	806	448	55.6	125	10	22	247	3		10	297	14	97
3603-CP	3603	486	187	38.5	75	7	8	86	2		5	99	8	64
3605-CP	3605	655	326	49.8	111	13	14	162	5		6	193	9	104
3607-CP	3607	478	268	56.1	92	3	6	158	1		0	188	5	64
3609-CP	3609	728	345	47.4	110	11	15	168	9		6	208	20	90
3611-CP	3611	871	398	45.7	129	9	11	203	8		11	245	8	107
3613-CP	3613	629	225	35.8	93	9	15	86	5		7	109	15	82
3615-CP	3615	693	311	44.9	119	5	17	138	5		8	170	15	97
3617-CP	3617	720	330	45.8	101	6	18	174	10		13	207	7	91
3621-CP	3621	751	362	48.2	98	15	17	205	6		8	241	11	87
3705-CP	3705	528	254	48.1	70	10	14	127	8		16	152	9	56
3711-CP	3711	573	292	51.0	93	11	7	167	4		6	190	13	72
3800-CP	3800	457	245	53.6	80	13	11	118	7		2	157	10	61
3801-CP	3801	631	351	55.6	121	6	19	180	3		6	231	14	79
3900-CP	3900	786	393	50.0	123	8	11	204	16		10	244	6	108
4118-CP	4118	653	317	48.5	128	6	3	160	6		5	206	16	82
4122-CP	4122	715	315	44.1	116	8	13	151	13		9	191	14	87
4124-CP	4124	633	353	55.8	77	5	9	237	6		4	273	6	60
4126-CP	4126	256	148	57.8	66	3	0	66	2		1	90	1	44
4128-CP	4128	758	434	57.3	104	5	9	288	6		2	331	3	81
4130-CP	4130	643	319	49.6	89	4	3	203	7		1	238	5	60
4132-CP	4132	869	466	53.6	120	2	3	313	4		4	351	6	83
4134-CP	4134	751	306	40.7	80	2	10	199	3		3	213	9	70
4136-CP	4136	785	200	25.5	52	0	0	137	4		2	149	2	42
4170-CP	4170	934	430	46.0	101	9	5	285	6		2	329	7	70
4180-CP	4180	407	234	57.5	41	2	4	170	0		0	187	0	30
4188-CP	4188	667	336	50.4	77	10	1	212	4		3	240	3	64
4200-CP	4200	924	468	50.6	121	10	14	281	8		16	319	12	103
4201-CP	4201	846	422	49.9	149	15	17	209	12		14	249	20	123
4300-CP	4300	411	238	57.9	58	6	12	150	3		6	176	7	40
4301-CP	4301	425	216	50.8	61	6	7	128	1		2	140	5	58
4303-CP	4303	458	242	52.8	69	4	12	138	1		5	152	16	52
4307-CP	4307	551	286	51.9	99	7	11	139	7		9	178	11	71
4311-CP	4311	652	308	47.2	80	13	14	186	3		8	207	8	71
4313-CP	4313	438	199	45.4	58	5	3	121	5		4	138	4	47
4370-CP	4370	391	225	57.5	71	5	4	129	3		5	155	6	46
4372-CP	4372	822	430	52.3	130	10	16	245	8		3	289	19	102
4376-CP	4376	547	296	54.1	75	6	6	194	2		4	226	4	53
4604-CP	4604	748	392	52.4	70	3	11	293	1		3	304	7	65
4606-CP	4606	723	424	58.6	97	2	17	291	1		9	321	10	67
4608-CP	4608	623	310	49.8	78	3	7	206	7		8	220	6	67
4612-CP	4612	760	372	48.9	110	4	8	220	5		5	259	5	80
4614-CP	4614	469	250	53.3	52	1	4	180	4		3	202	4	35
4616-CP	4616	667	352	52.8	84	7	9	227	5		8	259	6	64
4618-CP	4618	468	235	50.2	59	3	4	143	9		0	152	7	54
4620-CP	4620	492	252	51.2	56	14	9	155	3		3	174	7	56
4622-CP	4622	654	371	56.7	99	3	12	236	3		8	277	8	64
4624-CP	4624	472	282	59.7	70	2	5	187	2		4	200	5	61
5500-CP	5500	714	369	51.7	136	8	27	155	14		7	203	20	119
5570-CP	5570	480	250	52.1	73	7	15	130	9		4	157	13	64
5571-CP	5571	442	211	47.7	73	8	8	109	4		6	138	3	58
5573-CP	5573	544	276	50.7	96	8	13	135	15		10	159	22	76
5600-CP	5600	600	363	60.5	119	16	28	174	6		13	214	19	102
5602-CP	5602	676	337	49.9	128	7	13	153	11		12	187	12	103
5608-CP	5608	766	407	53.1	159	7	21	186	7		7	230	17	132
5610-CP	5610	365	170	46.6	57	5	10	86	3		2	109	9	39
5612-CP	5612	715	388	54.3	135	7	18	211	2		7	267	9	91

GUBERNATORIAL GENERAL ELECTION, NOVEMBER 8, 1994

003		*** TREASURER AND ATTORNEY GENERAL ***												
		REGISTRATION	BALLOTS CAST	TURNOUT	Phil Angelides Treasurer DEM	George M. McCooy AIP	Jon Petersen LIB	Matt Fong REP	Jan B. Tucker PFP		Robert J. Evannes Attorney General PFP	Dan Lungren REP	Richard N. Burns LIB	Tom UMBERG DEM
64134-MB 4134		166	143	86.1	33	1	3	99	1		3	104	3	24
64170-MB 4170		26	15	57.7	5	0	1	9	0		0	9	1	5
64172-MB 4172		3	0	0.0										
64182-MB 4182		409	335	81.9	55	3	7	261	1		1	269	7	51
64250-MB 4250		373	268	71.8	77	2	12	160	5		8	168	9	67
64252-MB 4252		20	15	75.0	5	0	0	7	0		0	7	0	6
64301-MB 4301		4	4	100.0										
64303-MB 4303		27	13	48.1	2	1	0	6	1		1	8	0	4
64305-MB 4305		347	257	74.1	96	5	12	121	3		7	157	3	73
64354-MB 4354		81	67	82.7	17	2	0	41	0		1	45	0	14
64356-MB 4356		103	72	69.9	22	1	1	45	1		0	54	1	14
64376-MB 4376		193	142	73.6	31	2	3	99	2		4	111	2	19
64620-MB 4620		0	0	0.0	0	0	0	0	0		0	0	0	0
65550-MB 5550		0	0	0.0	0	0	0	0	0		0	0	0	0
65570-MB 5570		95	59	62.1	22	6	3	27	0		0	27	6	25
65571-MB 5571		281	208	74.0	55	6	7	122	3		7	138	10	45
65590-MB 5590		145	105	72.4	33	8	8	45	5		9	58	7	28
65600-MB 5600		3	3	100.0										
65602-MB 5602		9	8	88.9										
65610-MB 5610		0	0	0.0	0	0	0	0	0		0	0	0	0
65623-MB 5623		134	107	79.9	18	1	8	69	3		2	66	6	23
65804-MB 5804		0	0	0.0	0	0	0	0	0		0	0	0	0
65806-MB 5806		35	32	91.4	7	2	0	19	0		3	20	0	8
65851-MB 5851		0	0	0.0	0	0	0	0	0		0	0	0	0
65853-MB 5853		103	64	62.1	24	1	1	33	1		2	36	1	21
65890-MB 5890		24	15	62.5	10	0	3	2	0		0	6	1	7
65950-MB 5950		339	236	69.6	71	7	15	119	3		6	114	21	75
65952-MB 5952		30	20	66.7	8	0	0	9	1		0	11	0	7
661170-MB 1170A		0	0	0.0	0	0	0	0	0		0	0	0	0
663604-MB 3604		0	0	0.0	0	0	0	0	0		0	0	0	0
663800-MB 3800		229	103	45.0	29	7	6	53	2		2	61	10	22
663805-MB 3805D		100	80	80.0	26	0	2	47	2		1	50	1	24
664170-MB 4170		0	0	0.0	0	0	0	0	0		0	0	0	0
665806-MB 5806		46	18	39.1	9	2	1	3	2		3	5	1	7
665851-MB 5851		66	40	60.6	15	1	9	11	0		6	25	3	12
665853-MB 5853D		4	2	50.0										
665851-MB 5851D		22	18	81.8	6	0	1	9	1		0	11	3	3
ABSENTEE TOTALS		114498	18595	16.2	5719	338	512	10759	247		267	12155	499	4798
GRAND TOTALS		114498	77787	67.9	23755	1596	2659	43581	1383		1534	50220	2405	19626

GUBERNATORIAL GENERAL ELECTION, NOVEMBER 8, 1994

004 ***GRAND TOTALS	*** INSURANCE COMMISSIONER ***			*** STATE BOARD OF EQUALIZATION ***													
	REGISTRATION	BALLOTS CAST	TURNOUT	Ted Brown Insurance Commissioner LIB	Chuck Quackenbush REP	A. Jacques AIP	Tom Condit PFP	Art Torres DEM	Ernest Vance State Board of Equalization AIP	Dean Andal REP	Robert Presley DEM						
PLACER COUNTY	114498	77787	67.9	3216	42967	1330	1496	23761	4987	41174	24484						
4TH CONGRESSIONAL	114498	77787	67.9	3216	42967	1330	1496	23761	4987	41174	24484						
1ST SENATE	114498	77787	67.9	3216	42967	1330	1496	23761	4987	41174	24484						
4TH ASSEMBLY	114498	77787	67.9	3216	42967	1330	1496	23761	4987	41174	24484						
1ST SUPERVISORIAL 91	25029	16477	65.8	556	8804	272	262	5533	946	8420	5730						
2ND SUPERVISORIAL 91	22908	15526	67.8	572	8879	280	312	4522	961	8646	4654						
3RD SUPERVISORIAL 91	21706	15157	69.8	695	8049	274	324	4786	1095	7631	4993						
4TH SUPERVISORIAL 91	23100	16289	70.5	567	10002	244	226	4259	863	9510	4365						
5TH SUPERVISORIAL 91	21755	14338	65.9	826	7233	260	372	4661	1122	6967	4742						
AUBURN	7456	5202	69.8	226	2707	91	123	1676	360	2547	1798						
COLFAX	714	454	63.6	25	203	12	13	166	40	196	182						
LINCOLN	3705	2321	62.6	101	1129	55	70	798	164	1066	880						
ROCKLIN	13837	9419	68.1	300	5529	148	162	2688	504	5404	2701						
ROSEVILLE	29611	19638	66.3	624	10857	305	305	6327	1061	10345	6508						
TOWN OF LOOMIS	3497	2316	66.2	116	1307	42	39	668	152	1237	735						
UNINCORPORATED AREA	55678	38437	69.0	1824	21235	677	786	11438	2706	20379	11680						

GUBERNATORIAL GENERAL ELECTION, NOVEMBER 8, 1994

004 ***ABSENTEE TOTALS	*** INSURANCE COMMISSIONER ***												*** STATE BOARD OF EQUALIZATION ***											
	REGISTRATION	BALLOTS CAST	TURNOUT		Ted Brown Insurance Commissioner	Chuck Quackenbush	A. Jacques	Tom Condit	Art Torres	Ernest Vance	Dean Andal	Robert Presley												
	114498	18595	16.2		749	10519	328	306	5594	1215	9802	5829												
PLACER COUNTY	114498	18595	16.2		749	10519	328	306	5594	1215	9802	5829												
4TH CONGRESSIONAL	114498	18595	16.2		749	10519	328	306	5594	1215	9802	5829												
1ST SENATE	114498	18595	16.2		749	10519	328	306	5594	1215	9802	5829												
4TH ASSEMBLY	114498	18595	16.2		749	10519	328	306	5594	1215	9802	5829												
1ST SUPERVISORIAL 91	25029	4015	16.0		121	2139	69	62	1407	218	1997	1450												
2ND SUPERVISORIAL 91	22908	3032	13.2		117	1760	58	52	885	189	1652	941												
3RD SUPERVISORIAL 91	21706	4210	19.4		204	2318	81	66	1257	329	2141	1319												
4TH SUPERVISORIAL 91	23100	4011	17.4		133	2485	56	57	1042	215	2326	1070												
5TH SUPERVISORIAL 91	21755	3327	15.3		174	1817	64	69	1003	264	1686	1049												
AUBURN	7456	1449	19.4		58	814	26	24	423	113	742	454												
COLFAX	714	85	11.9		9	37	1	4	29	9	37	33												
LINCOLN	3705	398	10.7		18	200	7	8	140	24	179	160												
ROCKLIN	13837	2098	15.2		70	1257	45	35	587	117	1169	623												
ROSEVILLE	29611	5147	17.4		150	2867	78	74	1683	265	2665	1737												
TOWN OF LOOMIS	3497	414	11.8		19	215	11	8	136	38	206	135												
UNINCORPORATED AREA	55678	9004	16.2		425	5129	160	153	2596	649	4804	2687												

GUBERNATORIAL GENERAL ELECTION, NOVEMBER 8, 1994

004		*** INSURANCE COMMISSIONER ***						*** STATE BOARD OF EQUALIZATION ***								
		REGISTRATION	BALLOTS CAST	TURNOUT	Ted Brown Insurance Commissioner LIB	Chuck Quackenbush REP	A. Jacques AIP	Tom Condit PFP	Art Torres DEM	Ernest State Board of Equalization AIP	Dean Andal REP	Robert Presley DEM				
1100-CP	1100	633	333	52.6	11	203	1	7	91	20	182	96				
1101-CP	1101	831	377	45.4	16	199	8	8	123	21	206	115				
1102-CP	1102	869	284	32.7	4	168	5	5	78	13	163	87				
1103-CP	1103	786	440	56.0	9	254	6	6	137	26	235	145				
1104-CP	1104	867	381	43.9	16	177	8	5	153	27	173	147				
1105-CP	1105	648	261	40.3	13	110	6	12	108	25	104	108				
1107-CP	1107	537	269	50.1	11	121	4	4	111	21	116	113				
1108-CP	1108	649	290	44.7	8	130	7	5	126	20	118	135				
1110-CP	1110	465	235	50.5	4	126	0	3	92	10	121	86				
1111-CP	1111	580	256	44.1	6	110	3	4	118	12	103	123				
1112-CP	1112	428	210	49.1	8	114	3	2	70	5	120	67				
1113-CP	1113	641	317	49.5	11	119	8	10	137	21	120	150				
1114-CP	1114	483	268	55.5	9	168	1	3	66	16	146	83				
1116-CP	1116	439	225	51.3	6	115	5	4	79	7	118	75				
1117-CP	1117	601	293	48.8	6	143	2	5	103	10	130	121				
1118-CP	1118	535	253	47.3	7	161	2	2	69	8	167	63				
1119-CP	1119	465	165	35.5	5	80	5	4	57	10	69	70				
1121-CP	1121	460	207	45.0	10	79	6	2	99	17	62	112				
1123-CP	1123	781	364	46.6	17	138	9	13	157	32	132	171				
1127-CP	1127	643	235	36.5	11	99	5	8	88	19	89	108				
1129-CP	1129	535	220	41.1	2	79	5	6	113	15	74	118				
1131-CP	1131	543	257	47.3	12	149	6	5	79	11	145	86				
1133-CP	1133	661	251	38.0	10	117	3	7	92	13	106	111				
1135-CP	1135	584	334	57.2	6	210	7	3	86	19	207	79				
1137-CP	1137	745	467	62.7	9	301	7	7	118	19	285	129				
1138-CP	1138	427	188	44.0	8	107	4	3	54	10	105	55				
1139-CP	1139	443	237	53.5	16	107	2	4	94	17	101	102				
1143-CP	1143	530	262	49.4	10	154	2	4	68	16	152	71				
1145-CP	1145	472	205	43.4	12	100	7	5	73	17	97	97				
1147-CP	1147	766	392	51.2	15	227	4	4	120	21	218	120				
1149-CP	1149	813	373	45.9	21	219	10	4	104	23	222	105				
1167-CP	1167	338	100	29.6	3	48	1	2	35	6	49	34				
1171-CP	1171	987	618	62.6	17	370	8	3	185	32	373	158				
1181-CP	1181	686	402	58.6	13	252	3	1	110	17	235	112				
1183-CP	1183	878	527	60.0	24	303	8	4	142	28	300	153				
1185-CP	1185	536	309	57.6	7	199	5	4	79	12	195	74				
1187-CP	1187	632	367	58.1	15	214	4	6	99	26	224	89				
1601-CP	1601	261	152	58.2	2	90	1	2	46	10	83	48				
1603-CP	1603	535	307	57.4	14	194	6	4	74	10	175	95				
1605-CP	1605	294	158	53.7	5	44	4	2	87	13	44	90				
2001-CP	2001	666	339	50.9	19	135	11	13	130	33	137	141				
2003-CP	2003	460	249	54.1	8	123	6	3	85	14	115	92				
2005-CP	2005	669	342	51.1	10	151	8	22	134	21	158	142				
2007-CP	2007	826	388	47.0	21	197	9	10	122	28	189	139				
2009-CP	2009	751	377	50.2	21	176	11	11	130	29	163	146				
2071-CP	2071	533	303	56.8	14	193	6	5	75	26	189	77				
2073-CP	2073	829	410	49.5	14	245	4	8	113	34	243	119				
2201-CP	2201	513	260	50.7	10	170	0	4	60	9	174	63				
2203-CP	2203	544	294	54.0	5	179	4	6	77	12	176	76				
2207-CP	2207	544	287	52.8	16	154	2	12	92	13	162	90				
2209-CP	2209	618	324	52.4	10	171	10	7	108	32	167	107				
2211-CP	2211	502	217	43.2	4	127	0	8	70	9	132	61				
2213-CP	2213	805	431	53.5	16	280	3	5	105	26	259	110				
2217-CP	2217	523	284	54.3	5	166	4	0	86	14	161	80				
2219-CP	2219	805	499	62.0	15	300	6	3	144	15	298	130				
2221-CP	2221	887	510	57.5	9	336	6	4	116	19	333	111				
2223-CP	2223	490	227	46.3	5	134	2	4	70	5	136	68				
2225-CP	2225	496	231	46.6	7	122	4	5	72	11	120	88				
2229-CP	2229	539	215	39.9	6	70	4	7	106	15	69	113				
2231-CP	2231	856	438	51.2	16	244	14	14	123	33	251	129				
2233-CP	2233	520	217	41.7	9	122	6	5	64	17	115	65				
2235-CP	2235	684	265	38.7	3	181	2	2	65	14	168	69				
2243-CP	2243	747	437	58.5	12	274	4	3	113	14	271	101				
2247-CP	2247	817	551	67.4	20	310	6	9	164	16	314	159				
2261-CP	2261	875	508	58.1	15	319	4	4	126	32	325	120				
2601-CP	2601	584	275	47.1	8	159	7	11	70	18	169	74				
2603-CP	2603	471	291	61.8	7	210	5	2	59	19	188	72				
2701-CP	2701	564	329	58.3	15	180	14	3	97	24	178	101				
2705-CP	2705	691	376	54.4	14	215	7	8	111	22	210	109				
2801-CP	2801	775	482	62.2	15	272	7	12	138	41	275	128				
2803-CP	2803	534	278	52.1	14	165	8	7	74	23	162	71				
2903-CP	2903	870	478	54.9	21	256	10	14	153	28	251	162				

GUBERNATORIAL GENERAL ELECTION, NOVEMBER 8, 1994

004		*** INSURANCE COMMISSIONER ***										*** STATE BOARD OF EQUALIZATION ***									
		REGISTRATION	BALLOTS CAST	TURNOUT	Ted Brown Insurance Commissioner	Chuck Quackenbush	A. Jacques	Tom Condit	Art Torres	Ernest Vance State Board of Equalization	Dean Andal	Robert Presley									
					LIB	REP	AIP	PFP	DEM	AIP	REP	DEM									
3400-CP	3400	461	263	57.0	5	146	2	3	82	9	128	92									
3401-CP	3401	617	267	43.3	8	136	7	7	94	17	123	95									
3402-CP	3402	724	320	44.2	16	160	4	8	113	24	149	126									
3403-CP	3403	681	287	42.1	16	129	12	7	103	25	122	115									
3405-CP	3405	821	432	52.6	19	213	7	8	141	22	216	151									
3406-CP	3406	634	273	43.1	17	137	2	8	91	22	132	101									
3408-CP	3408	543	301	55.4	11	145	8	9	107	15	139	119									
3410-CP	3410	736	330	44.8	22	137	6	12	130	28	131	131									
3412-CP	3412	434	192	44.2	10	88	6	10	67	19	81	80									
3414-CP	3414	604	324	53.6	10	151	1	13	122	17	144	126									
3418-CP	3418	833	473	56.8	14	289	6	6	120	28	272	128									
3470-CP	3470	646	363	56.2	12	195	6	7	122	19	194	113									
3471-CP	3471	385	188	48.8	11	88	3	7	66	12	82	72									
3472-CP	3472	509	247	48.5	7	127	3	9	75	10	124	89									
3601-CP	3601	532	220	41.4	10	132	1	6	62	16	121	67									
3602-CP	3602	806	448	55.6	14	242	2	4	145	27	234	152									
3603-CP	3603	486	187	38.5	10	90	8	8	60	10	87	77									
3605-CP	3605	655	326	49.8	17	160	16	5	112	33	166	104									
3607-CP	3607	478	268	56.1	9	155	6	0	90	12	149	89									
3609-CP	3609	728	345	47.4	21	163	7	7	123	31	165	117									
3611-CP	3611	871	398	45.7	14	206	5	6	134	25	210	132									
3613-CP	3613	629	225	35.8	16	92	7	8	90	25	81	92									
3615-CP	3615	693	311	44.9	13	159	6	8	107	13	149	117									
3617-CP	3617	720	330	45.8	9	177	1	10	112	23	158	120									
3621-CP	3621	751	362	48.2	15	221	6	5	99	27	219	86									
3705-CP	3705	528	254	48.1	10	131	5	17	71	22	136	67									
3711-CP	3711	573	292	51.0	13	163	6	7	92	22	155	97									
3800-CP	3800	457	245	53.6	16	129	2	2	83	22	116	81									
3801-CP	3801	631	351	55.6	11	187	7	7	111	24	163	118									
3900-CP	3900	786	393	50.0	22	197	6	6	133	30	191	142									
4118-CP	4118	653	317	48.5	10	163	8	5	121	18	157	116									
4122-CP	4122	715	315	44.1	15	148	9	10	115	22	143	121									
4124-CP	4124	633	353	55.8	13	249	4	2	61	11	230	76									
4126-CP	4126	256	148	57.8	2	74	1	0	60	9	66	60									
4128-CP	4128	758	434	57.3	7	273	4	5	117	19	257	115									
4130-CP	4130	643	319	49.6	6	192	4	6	98	11	190	95									
4132-CP	4132	869	466	53.6	6	306	6	2	114	14	294	109									
4134-CP	4134	751	306	40.7	7	209	5	3	66	14	189	70									
4136-CP	4136	785	200	25.5	3	126	1	2	59	8	123	54									
4170-CP	4170	934	430	46.0	13	285	7	4	90	20	268	94									
4180-CP	4180	407	234	57.5	3	175	1	0	39	6	167	37									
4188-CP	4188	667	336	50.4	6	203	6	2	81	9	202	87									
4200-CP	4200	924	468	50.6	16	272	7	5	136	30	266	131									
4201-CP	4201	846	422	49.9	20	216	13	16	133	39	207	144									
4300-CP	4300	411	238	57.9	14	140	6	4	64	19	139	66									
4301-CP	4301	425	216	50.8	5	135	5	1	56	8	126	67									
4303-CP	4303	458	242	52.8	22	135	3	3	62	13	141	59									
4307-CP	4307	551	286	51.9	10	160	6	10	76	17	140	109									
4311-CP	4311	652	308	47.2	18	181	4	5	86	17	184	89									
4313-CP	4313	438	199	45.4	9	117	1	3	59	14	102	71									
4370-CP	4370	391	225	57.5	6	138	3	4	61	14	138	58									
4372-CP	4372	822	430	52.3	26	242	9	9	119	32	237	134									
4376-CP	4376	547	296	54.1	5	190	1	2	78	21	165	67									
4604-CP	4604	748	392	52.4	13	280	4	2	78	12	271	77									
4606-CP	4606	723	424	58.6	13	276	6	6	107	20	256	114									
4608-CP	4608	623	310	49.8	12	193	6	3	80	21	186	84									
4612-CP	4612	760	372	48.9	18	217	4	5	100	17	191	108									
4614-CP	4614	469	250	53.3	3	184	3	1	49	6	178	46									
4616-CP	4616	667	352	52.8	10	221	6	7	87	15	229	80									
4618-CP	4618	468	235	50.2	13	128	5	3	69	17	135	59									
4620-CP	4620	492	252	51.2	13	148	7	2	62	11	151	61									
4622-CP	4622	654	371	56.7	14	224	6	5	95	23	209	93									
4624-CP	4624	472	282	59.7	6	185	3	3	66	14	170	71									
5500-CP	5500	714	369	51.7	16	166	11	9	137	31	159	149									
5570-CP	5570	480	250	52.1	14	131	4	9	78	16	118	103									
5571-CP	5571	442	211	47.7	7	113	6	4	71	17	110	68									
5573-CP	5573	544	276	50.7	21	126	3	10	107	22	124	109									
5600-CP	5600	600	363	60.5	32	169	9	14	120	28	174	130									
5602-CP	5602	676	337	49.9	13	163	9	10	120	32	153	130									
5608-CP	5608	766	407	53.1	14	222	8	9	131	17	204	161									
5610-CP	5610	365	170	46.6	6	95	2	3	54	11	91	58									
5612-CP	5612	715	388	54.3	18	235	6	3	106	33	213	118									

GUBERNATORIAL GENERAL ELECTION, NOVEMBER 8, 1994

004	*** INSURANCE COMMISSIONER ***				*** STATE BOARD OF EQUALIZATION ***												
	REGISTRATION	BALLOTS CAST	TURNOUT	Ted Brown Insurance Commissioner LIB	Chuck Quackebush REP	A. Jacques AIP	Tom Condit PFP	Art Torres DEM	Ernest Vance State Board of Equalization AIP	Dean Andal REP	Robert Presley DEM						
64134-MB 4134	166	143	86.1	4	98	1	4	30	11	88	27						
64170-MB 4170	26	15	57.7	1	9	0	0	5	2	8	5						
64172-MB 4172	3	0	0.0														
64182-MB 4182	409	335	81.9	10	260	3	1	46	7	252	45						
64250-MB 4250	373	268	71.8	16	153	2	8	71	19	143	81						
64252-MB 4252	20	15	75.0	0	7	0	0	6	1	4	7						
64301-MB 4301	4	4	100.0														
64303-MB 4303	27	13	48.1	0	7	0	1	4	1	6	4						
64305-MB 4305	347	257	74.1	15	132	5	3	85	18	120	90						
64354-MB 4354	81	67	82.7	2	40	0	0	19	3	33	22						
64356-MB 4356	103	72	69.9	2	45	1	1	18	4	40	19						
64376-MB 4376	193	142	73.6	5	91	2	2	35	8	91	31						
64620-MB 4620	0	0	0.0	0	0	0	0	0	0	0	0						
65550-MB 5550	0	0	0.0	0	0	0	0	0	0	0	0						
65570-MB 5570	95	59	62.1	4	31	2	2	16	15	24	15						
65571-MB 5571	281	208	74.0	12	114	5	6	56	19	112	47						
65590-MB 5590	145	105	72.4	9	48	4	4	35	17	51	30						
65600-MB 5600	3	3	100.0														
65602-MB 5602	9	8	88.9														
65610-MB 5610	0	0	0.0	0	0	0	0	0	0	0	0						
65623-MB 5623	134	107	79.9	13	65	1	9	17	2	70	18						
65804-MB 5804	0	0	0.0	0	0	0	0	0	0	0	0						
65806-MB 5806	35	32	91.4	0	17	2	2	9	2	17	11						
65851-MB 5851	0	0	0.0	0	0	0	0	0	0	0	0						
65853-MB 5853	103	64	62.1	2	31	2	1	22	3	26	26						
65890-MB 5890	24	15	62.5	2	3	1	0	8	0	6	7						
65950-MB 5950	339	236	69.6	19	96	6	10	81	23	108	69						
65952-MB 5952	30	20	66.7	1	8	0	0	9	0	9	9						
661170-MB 1170A	0	0	0.0	0	0	0	0	0	0	0	0						
663604-MB 3604	0	0	0.0	0	0	0	0	0	0	0	0						
663800-MB 3800	229	103	45.0	8	46	1	3	34	10	50	32						
663805-MB 3805D	100	80	80.0	1	41	1	3	29	6	44	25						
664170-MB 4170	0	0	0.0	0	0	0	0	0	0	0	0						
665806-MB 5806	46	18	39.1	3	4	0	4	6	3	5	7						
665851-MB 5851	66	40	60.6	2	12	1	0	21	3	17	16						
665853-MB 5853D	4	2	50.0														
665851-MB 5851D	22	18	81.8	0	10	0	0	7	1	6	10						
ABSENTEE TOTALS	114498	18595	16.2	749	10519	328	306	5594	1215	9802	5829						
GRAND TOTALS	114498	77787	67.9	3216	42967	1330	1496	23761	4987	41174	24484						

GUBERNATORIAL GENERAL ELECTION, NOVEMBER 8, 1994

005 ***GRAND TOTALS	*** U.S. SENATOR AND 4TH CONGRESSIONAL DIST **															
	REGISTRATION	BALLOTS CAST	TURNOUT	Paul Meuwenberg U.S. Senator AIP	Elizabeth C. Barron PFP	Richard B. Boddie LIB	Barbara Blong GRN	Dianne Feinstein DEM	Michael Huffington REP	John T. Doolittle U.S. Representative REP	Damon C. Falconi LIB	Katie Hirling DEM				
PLACER COUNTY	114498	77791	67.9	1559	1759	1666	1672	27934	41058		46053	2924	26532			
4TH CONGRESSIONAL	114498	77791	67.9	1559	1759	1666	1672	27934	41058		46053	2924	26532			
1ST SENATE	114498	77791	67.9	1559	1759	1666	1672	27934	41058		46053	2924	26532			
4TH ASSEMBLY	114498	77791	67.9	1559	1759	1666	1672	27934	41058		46053	2924	26532			
1ST SUPERVISORIAL 91	25029	16473	65.8	306	408	282	322	6337	8372		9738	517	5733			
2ND SUPERVISORIAL 91	22908	15527	67.8	326	350	298	376	5147	8625		9619	513	4973			
3RD SUPERVISORIAL 91	21706	15158	69.8	329	351	348	359	5444	7893		8271	640	5804			
4TH SUPERVISORIAL 91	23100	16291	70.5	260	317	286	283	5370	9287		10662	502	4653			
5TH SUPERVISORIAL 91	21755	14342	65.9	338	333	452	332	5636	6881		7763	752	5369			
AUBURN	7456	5204	69.8	120	109	103	121	2062	2541		2694	199	2157			
COLFAX	714	454	63.6	15	13	22	6	176	214		239	32	169			
LINCOLN	3705	2324	62.7	51	83	53	65	803	1195		1351	87	796			
ROCKLIN	13837	9418	68.1	180	192	151	183	3246	5228		5883	298	2986			
ROSEVILLE	29611	19631	66.3	335	468	327	375	7467	10096		11832	576	6657			
TOWN OF LOOMIS	3497	2319	66.3	42	65	53	58	721	1308		1462	91	696			
UNINCORPORATED AREA	55678	38441	69.0	816	829	957	864	13459	20476		22592	1641	13071			

GUBERNATORIAL GENERAL ELECTION, NOVEMBER 8, 1994

005 ***ABSENTEE TOTALS	*** U.S. SENATOR AND 4TH CONGRESSIONAL DIST **													
	REGISTRATION	BALLOTS CAST	TURNOUT		Paul Meeuwenberg U.S. Senator AIP	Elizabeth C. Barron PFP	Richard B. Boddie LIB	Barbara Blong GRN	Dianne Feinstein DEM	Michael Huffington REP		John T. Doolittle U.S. Representative REP	Damon C. Falconi LIB	Katie Hirling DEM
PLACER COUNTY	114498	18593	16.2		371	373	316	363	6895	9756		10891	577	6594
4TH CONGRESSIONAL	114498	18593	16.2		371	373	316	363	6895	9756		10891	577	6594
1ST SENATE	114498	18593	16.2		371	373	316	363	6895	9756		10891	577	6594
4TH ASSEMBLY	114498	18593	16.2		371	373	316	363	6895	9756		10891	577	6594
1ST SUPERVISORIAL 91	25029	4013	16.0		70	78	49	70	1641	1994		2326	80	1498
2ND SUPERVISORIAL 91	22908	3031	13.2		61	52	44	71	1056	1664		1807	84	1062
3RD SUPERVISORIAL 91	21706	4210	19.4		86	100	86	93	1508	2215		2319	148	1626
4TH SUPERVISORIAL 91	23100	4009	17.4		66	74	55	62	1393	2239		2585	114	1179
5TH SUPERVISORIAL 91	21755	3330	15.3		88	69	82	67	1297	1644		1854	151	1229
AUBURN	7456	1449	19.4		33	33	23	31	542	745		797	43	568
COLFAX	714	85	11.9		4	2	7	1	33	37		41	4	38
LINCOLN	3705	398	10.7		8	12	5	14	145	206		217	13	153
ROCKLIN	13837	2098	15.2		41	32	19	40	754	1153		1250	61	728
ROSEVILLE	29611	5143	17.4		82	89	68	88	2056	2604		3049	114	1839
TOWN OF LOOMIS	3497	415	11.9		8	20	4	10	145	218		247	16	136
UNINCORPORATED AREA	55678	9005	16.2		195	185	190	179	3220	4793		5290	326	3132

GUBERNATORIAL GENERAL ELECTION, NOVEMBER 8, 1994

005		*** U.S. SENATOR AND 4TH CONGRESSIONAL DIST **											
		REGISTRATION	BALLOTS CAST	TURNOUT	Paul Meeuwenberg U.S. Senator AIP	Elizabeth C. Barron PFP	Richard B. Boddie LIB	Barbara Blong GRN	Dianne Feinstein DEM	Michael Huffington REP	John T. Doolittle U.S. Representative REP	Damon C. Falconi LIB	Katie Herring DEM
1100-CP	1100	633	333	52.6	5	8	4	13	6	135	161	196	110
1101-CP	1101	831	377	45.4	8	19	3	5	9	144	183	214	136
1102-CP	1102	869	284	32.7	3	2	2	3	5	94	171	187	86
1103-CP	1103	786	440	56.0	14	14	5	5	6	149	242	273	139
1104-CP	1104	867	380	43.8	6	7	7	7	3	162	186	208	142
1105-CP	1105	648	261	40.3	6	16	5	5	8	104	110	127	107
1107-CP	1107	537	269	50.1	12	7	7	7	6	115	112	135	114
1108-CP	1108	649	290	44.7	5	6	7	6	6	132	131	155	117
1110-CP	1110	465	235	50.5	8	3	2	2	2	86	124	142	84
1111-CP	1111	580	256	44.1	6	11	2	1	9	118	105	124	114
1112-CP	1112	428	210	49.1	3	0	4	4	3	86	107	138	64
1113-CP	1113	641	317	49.5	4	11	7	7	9	150	129	152	145
1114-CP	1114	483	268	55.5	2	7	4	4	9	97	145	168	87
1116-CP	1116	439	226	51.5	2	5	4	4	2	93	109	129	84
1117-CP	1117	601	293	48.8	5	4	2	2	9	126	142	157	121
1118-CP	1118	535	253	47.3	2	6	6	6	1	86	143	168	77
1119-CP	1119	465	164	35.3	2	5	12	3	3	60	75	91	55
1121-CP	1121	460	207	45.0	7	8	4	4	4	101	72	81	105
1123-CP	1123	781	364	46.6	10	20	10	10	10	161	148	173	156
1127-CP	1127	643	235	36.5	4	11	5	7	7	91	109	116	106
1129-CP	1129	535	220	41.1	7	5	4	4	10	108	79	99	104
1131-CP	1131	543	257	47.3	7	8	9	9	3	83	139	164	79
1133-CP	1133	661	251	38.0	2	8	7	7	5	109	110	127	102
1135-CP	1135	584	334	57.2	3	9	5	4	4	117	194	225	94
1137-CP	1137	745	467	62.7	4	5	6	4	4	187	254	307	139
1138-CP	1138	427	188	44.0	1	5	3	3	3	62	109	122	47
1139-CP	1139	443	237	53.5	3	8	1	8	8	113	95	124	94
1143-CP	1143	530	262	49.4	3	7	1	4	9	99	136	173	74
1145-CP	1145	472	206	43.6	3	13	8	2	2	81	96	109	84
1147-CP	1147	766	391	51.0	10	7	7	6	6	145	205	264	110
1149-CP	1149	813	373	45.9	11	10	13	8	110	213	241	222	102
1167-CP	1167	338	100	29.6	1	0	2	2	2	41	53	56	37
1171-CP	1171	987	618	62.6	17	18	6	6	11	205	350	420	167
1181-CP	1181	686	401	58.5	6	11	4	6	6	129	231	264	115
1183-CP	1183	878	526	59.9	8	10	7	14	180	291	344	194	144
1185-CP	1185	536	309	57.6	3	7	6	7	7	91	185	212	81
1187-CP	1187	632	368	58.2	7	7	5	10	111	219	240	194	100
1601-CP	1601	261	152	58.2	1	4	1	3	4	49	93	94	48
1603-CP	1603	535	308	57.6	5	4	4	9	4	89	192	196	89
1605-CP	1605	294	158	53.7	5	3	4	2	2	87	50	63	85
2001-CP	2001	666	338	50.8	8	15	7	12	12	120	161	196	112
2003-CP	2003	460	250	54.3	4	7	5	11	7	79	135	156	83
2005-CP	2005	669	342	51.1	7	11	8	9	9	135	169	196	122
2007-CP	2007	826	391	47.3	7	10	10	12	12	126	204	238	122
2009-CP	2009	751	377	50.2	15	21	13	4	4	131	182	203	134
2071-CP	2071	533	303	56.8	6	7	4	4	4	69	207	208	74
2073-CP	2073	829	410	49.5	5	13	5	10	10	126	246	267	119
2201-CP	2201	513	260	50.7	1	5	5	3	3	74	165	170	76
2203-CP	2203	544	294	54.0	5	4	3	1	100	171	199	5	81
2207-CP	2207	544	287	52.8	3	3	12	9	9	106	147	168	104
2209-CP	2209	618	324	52.4	9	3	8	13	109	169	189	15	115
2211-CP	2211	502	217	43.2	6	5	6	2	78	115	136	7	72
2213-CP	2213	805	431	53.5	9	9	9	7	136	254	289	11	119
2217-CP	2217	523	283	54.1	9	5	5	6	101	150	188	5	88
2219-CP	2219	805	499	62.0	4	7	5	9	172	281	310	13	157
2221-CP	2221	887	510	57.5	6	10	5	10	144	322	365	14	116
2223-CP	2223	490	227	46.3	4	4	4	2	77	134	142	11	69
2225-CP	2225	496	231	46.6	10	7	6	5	79	118	142	11	73
2229-CP	2229	539	215	39.9	7	7	2	7	107	81	80	9	117
2231-CP	2231	856	438	51.2	18	9	13	9	138	242	272	16	140
2233-CP	2233	520	217	41.7	6	5	5	5	70	120	138	12	60
2235-CP	2235	684	265	38.7	3	6	2	8	73	169	193	3	65
2243-CP	2243	747	437	58.5	3	7	2	6	142	263	288	9	123
2247-CP	2247	817	551	67.4	6	12	15	10	209	285	338	17	177
2261-CP	2261	875	508	58.1	11	12	11	6	182	280	345	15	140
2601-CP	2601	584	275	47.1	12	8	7	5	65	174	197	10	63
2603-CP	2603	471	292	62.0	6	4	3	8	79	187	206	7	77
2701-CP	2701	564	329	58.3	12	5	7	8	110	177	201	20	97
2705-CP	2705	691	375	54.3	5	6	8	16	122	208	240	10	116
2801-CP	2801	775	482	62.2	9	16	8	19	143	277	307	12	155
2803-CP	2803	534	278	52.1	9	4	7	11	78	162	175	8	88
2903-CP	2903	870	478	54.9	10	15	9	11	176	245	264	14	189

GUBERNATORIAL GENERAL ELECTION, NOVEMBER 8, 1994

005		*** U.S. SENATOR AND 4TH CONGRESSIONAL DIST **											
		REGISTRATION	BALLOTS CAST	TURNOUT	PAUL Meeuwenberg U.S. Senator AIP	Elizabeth C. Barron PFPP	Richard B. Boddie LIB	Barbara Blong GRN	Dianne Feinstein DEM	Michael Huffington REP	John T. Doolittle U.S. Representative REP	Damon C. Falconi LIB	Katie Hirling DEM
3400-CP	3400	461	263	57.0	6	2	2	4	107	134	139	7	105
3401-CP	3401	617	267	43.3	6	7	5	3	115	124	147	6	108
3402-CP	3402	724	320	44.2	18	7	7	15	126	139	153	16	149
3403-CP	3403	681	287	42.1	11	10	6	8	101	142	141	16	121
3405-CP	3405	821	432	52.6	11	10	10	5	180	204	214	22	182
3406-CP	3406	634	273	43.1	4	9	8	10	107	132	147	12	107
3408-CP	3408	543	301	55.4	6	9	8	6	148	117	130	8	152
3410-CP	3410	736	330	44.8	6	6	15	13	131	140	132	25	161
3412-CP	3412	434	192	44.2	2	4	2	4	74	101	95	8	82
3414-CP	3414	604	325	53.8	7	4	5	11	151	138	143	12	163
3418-CP	3418	833	473	56.8	8	6	6	3	184	255	287	16	153
3470-CP	3470	646	363	56.2	4	10	4	8	127	203	213	21	119
3471-CP	3471	385	188	48.8	6	2	6	5	70	86	92	9	81
3472-CP	3472	509	247	48.5	8	7	7	10	96	114	123	13	105
3601-CP	3601	532	220	41.4	4	3	8	4	63	134	132	15	70
3602-CP	3602	806	448	55.6	10	4	13	5	145	259	259	16	157
3603-CP	3603	486	187	38.5	10	2	2	8	61	96	94	15	71
3605-CP	3605	655	326	49.8	15	10	8	13	123	147	167	13	136
3607-CP	3607	478	268	56.1	5	13	4	5	86	151	165	5	96
3609-CP	3609	728	346	47.5	7	8	11	6	120	182	182	28	127
3611-CP	3611	871	398	45.7	9	15	9	6	124	221	234	13	141
3613-CP	3613	629	225	35.8	7	15	14	10	80	91	99	15	102
3615-CP	3615	693	311	44.9	3	12	11	5	118	155	159	16	125
3617-CP	3617	720	330	45.8	3	10	4	14	108	182	203	8	110
3621-CP	3621	751	361	48.1	5	4	11	9	104	221	219	19	114
3705-CP	3705	528	254	48.1	5	5	3	6	86	141	152	9	83
3711-CP	3711	573	292	51.0	4	3	9	6	110	154	160	11	114
3800-CP	3800	457	245	53.6	6	5	12	7	83	127	135	14	84
3801-CP	3801	631	351	55.6	8	8	5	10	118	188	192	18	127
3900-CP	3900	786	393	50.0	11	11	9	9	150	190	220	14	147
4118-CP	4118	653	317	48.5	7	8	7	8	129	150	191	9	112
4122-CP	4122	715	315	44.1	7	11	7	13	115	154	184	11	114
4124-CP	4124	633	353	55.8	3	5	4	3	105	225	264	6	77
4126-CP	4126	256	148	57.8	0	2	2	2	63	70	76	4	63
4128-CP	4128	758	434	57.3	6	5	4	2	154	245	279	7	132
4130-CP	4130	643	319	49.6	6	4	2	2	124	173	201	6	108
4132-CP	4132	869	466	53.6	2	9	7	7	155	268	326	5	123
4134-CP	4134	751	306	40.7	3	16	9	6	84	181	206	11	74
4136-CP	4136	785	200	25.5	3	3	4	5	76	100	127	5	65
4170-CP	4170	934	430	46.0	3	5	7	8	122	273	292	20	107
4180-CP	4180	407	234	57.5	2	4	1	3	65	154	188	3	37
4188-CP	4188	667	337	50.5	3	4	2	3	107	199	242	4	75
4200-CP	4200	924	468	50.6	6	6	5	6	169	263	284	23	146
4201-CP	4201	846	422	49.9	9	23	10	13	148	211	254	19	143
4300-CP	4300	411	238	57.9	7	7	8	8	61	142	160	7	66
4301-CP	4301	425	216	50.8	2	2	4	4	60	132	138	11	61
4303-CP	4303	458	242	52.8	2	4	8	7	73	146	158	9	70
4307-CP	4307	551	287	52.1	8	8	3	7	92	158	170	12	92
4311-CP	4311	652	308	47.2	5	9	8	6	87	179	210	12	79
4313-CP	4313	438	199	45.4	2	3	5	6	74	108	116	7	72
4370-CP	4370	391	225	57.5	2	4	6	1	71	135	143	10	67
4372-CP	4372	822	430	52.3	13	4	14	9	147	230	260	24	140
4376-CP	4376	547	296	54.1	1	2	6	8	94	177	189	4	92
4604-CP	4604	748	392	52.4	3	6	5	5	101	262	285	12	86
4606-CP	4606	723	424	58.6	5	5	10	5	158	231	274	16	122
4608-CP	4608	623	310	49.8	6	10	2	4	92	189	202	9	95
4612-CP	4612	760	372	48.9	4	6	4	4	145	191	227	9	116
4614-CP	4614	469	250	53.3	3	3	2	1	65	170	193	3	53
4616-CP	4616	667	353	52.9	8	3	9	6	113	207	257	13	75
4618-CP	4618	468	235	50.2	5	7	2	3	90	122	139	10	77
4620-CP	4620	492	252	51.2	6	6	7	5	69	148	173	14	56
4622-CP	4622	654	371	56.7	7	4	9	3	131	206	232	13	113
4624-CP	4624	472	281	59.5	10	4	3	7	83	167	191	8	75
5500-CP	5500	714	369	51.7	11	11	15	5	143	177	198	28	131
5570-CP	5570	480	250	52.1	12	5	6	6	84	130	138	19	86
5571-CP	5571	442	211	47.7	7	5	8	6	69	112	124	11	70
5573-CP	5573	544	276	50.7	6	8	15	9	106	127	141	15	115
5600-CP	5600	600	363	60.5	10	13	20	18	114	179	195	29	127
5602-CP	5602	676	337	49.9	8	12	7	13	108	178	194	16	121
5608-CP	5608	766	407	53.1	9	4	14	12	144	215	220	20	155
5610-CP	5610	365	170	46.6	4	3	8	3	54	94	109	8	50
5612-CP	5612	715	388	54.3	13	14	12	7	127	204	239	16	129

GOVERNORIAL GENERAL ELECTION, NOVEMBER 8, 1994

005			* * * U.S. SENATOR AND 4TH CONGRESSIONAL DIST * * *									
	REGISTRATION	BALLOTS CAST	TURNOUT	Paul Meeuwenberg U.S. Senator AIP	Elizabeth C. Barron PF P	Richard B. Boddie LIB	Barbara Blong GR N	Dianne Feinstein DEM	Michael Huffington REP	John T. Doolittle U.S. Representative REP	Damon C. Falconi LIB	Katie Hirling DEM
64134-MB 4134	166	143	86.1	0	5	1	0	45	85	103	2	35
64170-MB 4170	26	15	57.7	0	0	0	1	5	7	10	1	4
64172-MB 4172	3	0	0.0	0	0	0	0	0	0	0	0	0
64182-MB 4182	409	336	82.2	2	6	8	1	84	229	255	6	59
64250-MB 4250	373	268	71.8	8	7	7	12	83	141	164	11	84
64252-MB 4252	20	15	75.0	0	0	0	0	5	9	7	0	6
64301-MB 4301	4	4	100.0	0	0	0	0	5	8	6	2	4
64303-MB 4303	27	13	48.1	0	0	0	0	5	8	6	2	4
64305-MB 4305	347	258	74.4	7	10	9	8	82	134	165	9	78
64354-MB 4354	81	67	82.7	0	2	0	1	25	36	37	3	21
64356-MB 4356	103	72	69.9	1	0	4	1	15	45	55	3	13
64376-MB 4376	193	142	73.6	4	2	3	5	36	90	104	4	34
64620-MB 4620	0	0	0.0	0	0	0	0	0	0	0	0	0
65550-MB 5550	0	0	0.0	0	0	0	0	0	0	0	0	0
65570-MB 5570	95	59	62.1	6	2	0	1	19	29	29	4	25
65571-MB 5571	281	208	74.0	8	1	6	5	66	119	120	6	74
65590-MB 5590	145	106	73.1	2	3	7	3	36	53	58	8	38
65600-MB 5600	3	3	100.0	0	0	0	0	0	0	0	0	0
65602-MB 5602	9	8	88.9	0	0	0	0	0	0	0	0	0
65610-MB 5610	0	0	0.0	0	0	0	0	0	0	0	0	0
65623-MB 5623	134	107	79.9	5	3	4	3	27	58	65	4	33
65804-MB 5804	0	0	0.0	0	0	0	0	0	0	0	0	0
65806-MB 5806	35	32	91.4	1	3	0	2	10	14	17	1	12
65851-MB 5851	0	0	0.0	0	0	0	0	0	0	0	0	0
65853-MB 5853	103	65	63.1	1	1	1	0	33	24	33	2	27
65890-MB 5890	24	15	62.5	1	0	2	0	9	3	4	0	10
65950-MB 5950	339	236	69.6	4	7	15	7	101	92	131	15	81
65952-MB 5952	30	20	66.7	0	0	0	0	13	7	10	0	9
661170-MB 1170A	0	0	0.0	0	0	0	0	0	0	0	0	0
663604-MB 3604	0	0	0.0	0	0	0	0	0	0	0	0	0
663800-MB 3800	229	103	45.0	0	0	6	2	30	58	57	10	34
663805-MB 3805D	100	80	80.0	3	2	3	1	27	42	40	5	33
664170-MB 4170	0	0	0.0	0	0	0	0	0	0	0	0	0
665806-MB 5806	46	18	39.1	0	3	1	0	10	4	3	2	13
665851-MB 5851	66	40	60.6	0	1	2	2	10	21	22	5	13
665853-MB 5853D	4	2	50.0	0	0	0	0	0	0	0	0	0
665851-MB 5851D	22	18	81.8	0	2	0	0	6	10	9	0	9
ABSENTEE TOTALS	114498	18593	16.2	371	373	316	363	6895	9756	10891	577	6594
GRAND TOTALS	114498	77791	67.9	1559	1759	1666	1672	27934	41058	46053	2924	26532

GUBERNATORIAL GENERAL ELECTION, NOVEMBER 8, 1994

006 ***GRAND TOTALS	*** STATE ASSEMBLY - 4TH DISTRICT ***																
	REGISTRATION	BALLOTS CAST	TURNOUT		Charles Fish Assembly DEM	Clyde B. Smith LIB	David Knowles REP										
PLACER COUNTY	114498	77791	67.9		23600	2974	46392										
4TH CONGRESSIONAL	114498	77791	67.9		23600	2974	46392										
1ST SENATE	114498	77791	67.9		23600	2974	46392										
4TH ASSEMBLY	114498	77791	67.9		23600	2974	46392										
1ST SUPERVISORIAL 91	25029	16473	65.8		5244	546	9659										
2ND SUPERVISORIAL 91	22908	15527	67.8		4372	552	9674										
3RD SUPERVISORIAL 91	21706	15158	69.8		5214	624	8449										
4TH SUPERVISORIAL 91	23100	16291	70.5		3809	520	10904										
5TH SUPERVISORIAL 91	21755	14342	65.9		4961	732	7706										
AUBURN	7456	5204	69.8		1862	209	2837										
COLFAX	714	454	63.6		168	31	225										
LINCOLN	3705	2324	62.7		792	114	1251										
ROCKLIN	13837	9418	68.1		2471	306	6047										
ROSEVILLE	29611	19631	66.3		5905	624	11822										
TOWN OF LOOMIS	3497	2319	66.3		662	106	1420										
UNINCORPORATED AREA	55678	38441	69.0		11740	1584	22790										

GUBERNATORIAL GENERAL ELECTION, NOVEMBER 8, 1994

006 ***ABSENTEE TOTALS	*** STATE ASSEMBLY - 4TH DISTRICT ***													
	REGISTRATION	BALLOTS CAST	TURNOUT		4th District State Assembly DEM	Clyde B. Smith LIB	David Knowles REP							
PLACER COUNTY	114498	18593	16.2		5683	601	11131							
4TH CONGRESSIONAL	114498	18593	16.2		5683	601	11131							
1ST SENATE	114498	18593	16.2		5683	601	11131							
4TH ASSEMBLY	114498	18593	16.2		5683	601	11131							
1ST SUPERVISORIAL 91	25029	4013	16.0		1298	108	2354							
2ND SUPERVISORIAL 91	22908	3031	13.2		863	88	1880							
3RD SUPERVISORIAL 91	21706	4210	19.4		1417	152	2390							
4TH SUPERVISORIAL 91	23100	4009	17.4		954	122	2656							
5TH SUPERVISORIAL 91	21755	3330	15.3		1151	131	1851							
AUBURN	7456	1449	19.4		470	45	847							
COLFAX	714	85	11.9		33	6	40							
LINCOLN	3705	398	10.7		145	11	218							
ROCKLIN	13837	2098	15.2		551	72	1328							
ROSEVILLE	29611	5143	17.4		1542	147	3104							
TOWN OF LOOMIS	3497	415	11.9		135	19	234							
UNINCORPORATED AREA	55678	9005	16.2		2807	301	5360							

GUBERNATORIAL GENERAL ELECTION, NOVEMBER 8, 1994

006		*** STATE ASSEMBLY - 4TH DISTRICT ***												
		REGISTRATION	BALLOTS CAST	TURNOUT	Charles St. Fish Assembly DEM	Clyde B. Smith LIB	David Knowles REP							
1100-CP	1100	633	333	52.6		83	10	212						
1101-CP	1101	831	377	45.4		104	14	234						
1102-CP	1102	869	284	32.7		73	6	184						
1103-CP	1103	786	440	56.0		132	14	270						
1104-CP	1104	867	380	43.8		148	14	197						
1105-CP	1105	648	261	40.3		110	12	122						
1107-CP	1107	537	269	50.1		104	7	144						
1108-CP	1108	649	290	44.7		117	11	149						
1110-CP	1110	465	235	50.5		67	1	156						
1111-CP	1111	580	256	44.1		111	6	122						
1112-CP	1112	428	210	49.1		50	4	139						
1113-CP	1113	641	317	49.5		130	14	148						
1114-CP	1114	483	268	55.5		65	8	178						
1116-CP	1116	439	226	51.5		80	8	123						
1117-CP	1117	601	293	48.8		105	3	163						
1118-CP	1118	535	253	47.3		57	3	183						
1119-CP	1119	465	164	35.3		54	11	84						
1121-CP	1121	460	207	45.0		102	16	77						
1123-CP	1123	781	364	46.6		147	23	169						
1127-CP	1127	643	235	36.5		99	7	112						
1129-CP	1129	535	220	41.1		122	8	73						
1131-CP	1131	543	257	47.3		86	7	152						
1133-CP	1133	661	251	38.0		100	15	122						
1135-CP	1135	584	334	57.2		88	9	215						
1137-CP	1137	745	467	62.7		109	12	324						
1138-CP	1138	427	188	44.0		43	11	119						
1139-CP	1139	443	237	53.5		86	10	120						
1143-CP	1143	530	262	49.4		76	10	160						
1145-CP	1145	472	206	43.6		75	8	110						
1147-CP	1147	766	391	51.0		105	14	251						
1149-CP	1149	813	373	45.9		94	26	237						
1167-CP	1167	338	100	29.6		37	6	52						
1171-CP	1171	987	618	62.6		159	17	407						
1181-CP	1181	686	401	58.5		105	8	261						
1183-CP	1183	878	526	59.9		144	19	327						
1185-CP	1185	536	309	57.6		86	6	198						
1187-CP	1187	632	368	58.2		97	15	239						
1601-CP	1601	261	152	58.2		43	3	93						
1603-CP	1603	535	308	57.6		79	9	211						
1605-CP	1605	294	158	53.7		85	7	58						
2001-CP	2001	666	338	50.8		126	25	157						
2003-CP	2003	460	250	54.3		72	12	144						
2005-CP	2005	669	342	51.1		129	21	177						
2007-CP	2007	826	391	47.3		134	13	209						
2009-CP	2009	751	377	50.2		130	28	192						
2071-CP	2071	533	303	56.8		73	13	209						
2073-CP	2073	829	410	49.5		108	22	268						
2201-CP	2201	513	260	50.7		48	8	189						
2203-CP	2203	544	294	54.0		67	4	201						
2207-CP	2207	544	287	52.8		88	9	174						
2209-CP	2209	618	324	52.4		103	13	192						
2211-CP	2211	502	217	43.2		71	3	137						
2213-CP	2213	805	431	53.5		107	12	288						
2217-CP	2217	523	283	54.1		88	4	178						
2219-CP	2219	805	499	62.0		114	18	336						
2221-CP	2221	887	510	57.5		89	17	370						
2223-CP	2223	490	227	46.3		63	9	144						
2225-CP	2225	496	231	46.6		79	10	134						
2229-CP	2229	539	215	39.9		105	7	87						
2231-CP	2231	856	438	51.2		133	18	265						
2233-CP	2233	520	217	41.7		53	9	140						
2235-CP	2235	684	265	38.7		50	4	190						
2243-CP	2243	747	437	58.5		98	11	288						
2247-CP	2247	817	551	67.4		147	12	353						
2261-CP	2261	875	508	58.1		115	11	352						
2601-CP	2601	584	275	47.1		71	9	181						
2603-CP	2603	471	292	62.0		68	5	211						
2701-CP	2701	564	329	58.3		94	18	196						
2705-CP	2705	691	375	54.3		115	10	232						
2801-CP	2801	775	482	62.2		146	22	289						
2803-CP	2803	534	278	52.1		73	10	185						
2903-CP	2903	870	478	54.9		161	23	272						

GUBERNATORIAL GENERAL ELECTION, NOVEMBER 8, 1994

006		*** STATE ASSEMBLY - 4TH DISTRICT ***												
		REGISTRATION	BALLOTS CAST	TURNOUT	Charles Dist. State Assembly DEM	Clyde B. Smith LIB	David Knowles REP							
3400-CP	3400	461	263	57.0	84	8	149							
3401-CP	3401	617	267	43.3	94	11	149							
3402-CP	3402	724	320	44.2	135	11	165							
3403-CP	3403	681	287	42.1	119	13	135							
3405-CP	3405	821	432	52.6	153	16	241							
3406-CP	3406	634	273	43.1	103	13	149							
3408-CP	3408	543	301	55.4	127	15	141							
3410-CP	3410	736	330	44.8	143	27	140							
3412-CP	3412	434	192	44.2	90	10	87							
3414-CP	3414	604	325	53.8	131	16	156							
3418-CP	3418	833	473	56.8	118	13	310							
3470-CP	3470	646	363	56.2	112	13	215							
3471-CP	3471	385	188	48.8	72	9	95							
3472-CP	3472	509	247	48.5	103	8	123							
3601-CP	3601	532	220	41.4	70	9	132							
3602-CP	3602	806	448	55.6	135	21	270							
3603-CP	3603	486	187	38.5	69	12	95							
3605-CP	3605	655	326	49.8	127	14	163							
3607-CP	3607	478	268	56.1	93	6	163							
3609-CP	3609	728	346	47.5	128	9	186							
3611-CP	3611	871	398	45.7	143	15	221							
3613-CP	3613	629	225	35.8	95	16	96							
3615-CP	3615	693	311	44.9	117	20	164							
3617-CP	3617	720	330	45.8	105	12	191							
3621-CP	3621	751	361	48.1	101	18	229							
3705-CP	3705	528	254	48.1	67	12	160							
3711-CP	3711	573	292	51.0	111	11	157							
3800-CP	3800	457	245	53.6	88	11	132							
3801-CP	3801	631	351	55.6	120	17	189							
3900-CP	3900	786	393	50.0	128	13	229							
4118-CP	4118	653	317	48.5	111	3	185							
4122-CP	4122	715	315	44.1	117	15	165							
4124-CP	4124	633	353	55.8	57	5	269							
4126-CP	4126	256	148	57.8	42	9	86							
4128-CP	4128	758	434	57.3	89	11	301							
4130-CP	4130	643	319	49.6	84	7	206							
4132-CP	4132	869	466	53.6	99	5	330							
4134-CP	4134	751	306	40.7	71	7	204							
4136-CP	4136	785	200	25.5	43	8	137							
4170-CP	4170	934	430	46.0	83	12	306							
4180-CP	4180	407	234	57.5	32	2	180							
4188-CP	4188	667	337	50.5	61	7	238							
4200-CP	4200	924	468	50.6	113	20	304							
4201-CP	4201	846	422	49.9	132	31	241							
4300-CP	4300	411	238	57.9	60	15	155							
4301-CP	4301	425	216	50.8	51	6	146							
4303-CP	4303	458	242	52.8	60	13	151							
4307-CP	4307	551	287	52.1	89	11	169							
4311-CP	4311	652	308	47.2	78	12	202							
4313-CP	4313	438	199	45.4	66	9	116							
4370-CP	4370	391	225	57.5	57	5	153							
4372-CP	4372	822	430	52.3	126	21	263							
4376-CP	4376	547	296	54.1	65	6	199							
4604-CP	4604	748	392	52.4	61	10	298							
4606-CP	4606	723	424	58.6	97	14	288							
4608-CP	4608	623	310	49.8	77	11	206							
4612-CP	4612	760	372	48.9	92	6	249							
4614-CP	4614	469	250	53.3	32	4	200							
4616-CP	4616	667	353	52.9	63	13	257							
4618-CP	4618	468	235	50.2	56	7	156							
4620-CP	4620	492	252	51.2	41	9	180							
4622-CP	4622	654	371	56.7	71	12	265							
4624-CP	4624	472	281	59.5	55	8	199							
5500-CP	5500	714	369	51.7	135	25	185							
5570-CP	5570	480	250	52.1	72	15	149							
5571-CP	5571	442	211	47.7	68	10	121							
5573-CP	5573	544	276	50.7	105	17	136							
5600-CP	5600	600	363	60.5	108	25	204							
5602-CP	5602	676	337	49.9	127	13	186							
5608-CP	5608	766	407	53.1	155	22	205							
5610-CP	5610	365	170	46.6	53	10	95							
5612-CP	5612	715	388	54.3	121	16	235							

GUBERNATORIAL GENERAL ELECTION, NOVEMBER 8, 1994

007 ***GRAND TOTALS	*** STATE SUPREME COURT JUDGES ***										*** APPELLATE COURT JUDGES - 3RD DISTRICT ***					
	REGISTRATION	BALLOTS CAST	TURNOUT	Joyce L. Kennard California State Judicial Electoral Commission	Ronald M. George California State Judicial Electoral Commission			Kathryn M. Weirdegar California State Judicial Electoral Commission			3rd District Appellate Court Judge Coleman A. Bleas e	3rd District Appellate Court Judge George W. Nichol son	3rd District Appellate Court Judge Fred K. Morris son			
PLACER COUNTY	114498	77791	67.9	29115	23580	28665	22695	30189	21388		27055	23550	33861	16404	28535	22122
4TH CONGRESSIONAL	114498	77791	67.9	29115	23580	28665	22695	30189	21388		27055	23550	33861	16404	28535	22122
1ST SENATE	114498	77791	67.9	29115	23580	28665	22695	30189	21388		27055	23550	33861	16404	28535	22122
4TH ASSEMBLY	114498	77791	67.9	29115	23580	28665	22695	30189	21388		27055	23550	33861	16404	28535	22122
1ST SUPERVISORIAL 91	25029	16473	65.8	6617	5031	6523	4832	6802	4549		6136	4994	7623	3455	6492	4694
2ND SUPERVISORIAL 91	22908	15527	67.8	5758	4941	5738	4709	6034	4459		5490	4849	6896	3362	5757	4589
3RD SUPERVISORIAL 91	21706	15158	69.8	5417	4562	5274	4441	5641	4153		4969	4637	6286	3256	5190	4369
4TH SUPERVISORIAL 91	23100	16291	70.5	6156	4738	6146	4462	6357	4310		5731	4707	7164	3239	6123	4351
5TH SUPERVISORIAL 91	21755	14342	65.9	5167	4308	4984	4251	5355	3917		4729	4363	5892	5092	4973	4119
AUBURN	7456	5204	69.8	1919	1399	1852	1370	1957	1274		1741	1432	2167	988	1794	1349
COLFAX	714	454	63.6	158	163	146	167	167	145		151	158	193	119	154	156
LINCOLN	3705	2324	62.7	774	891	770	853	821	796		742	866	1000	595	771	840
ROCKLIN	13837	9418	68.1	3615	2754	3639	2615	3848	2455		3503	2712	4330	1837	3689	2535
ROSEVILLE	29611	19631	66.3	7890	5788	7773	5556	8106	5208		7310	5736	9061	3936	7733	5379
TOWN OF LOOMIS	3497	2319	66.3	813	822	814	769	841	763		756	814	1001	565	812	764
UNINCORPORATED AREA	55678	38441	69.0	13946	11763	13671	11365	14449	10747		12852	11832	16109	8364	13582	11099

GUBERNATORIAL GENERAL ELECTION, NOVEMBER 8, 1994

007 ***ABSENTEE TOTALS	*** STATE SUPREME COURT JUDGES ***									*** APPELLATE COURT JUDGES - 3RD DISTRICT ***						
	REGISTRATION	BALLOTS CAST	TURNOUT	Joyce L. Kennard CALIFORNIA Supreme Court YES	NO	Ronald M. George CALIFORNIA Supreme Court YES	NO	Kathryn M. Werdegar CALIFORNIA Supreme Court YES	NO	Thomson NO	Coleman A. Bleasdale 3rd District Appellate YES	NO	George W. Nichols 3rd District Appellate YES	NO	Fred K. Morrison 3rd District Appellate YES	NO
PLACER COUNTY	114498	18593	16.2	6980	5464	6815	5266	7211	4955		6518	5432	8257	3650	6841	5111
4TH CONGRESSIONAL	114498	18593	16.2	6980	5464	6815	5266	7211	4955		6518	5432	8257	3650	6841	5111
1ST SENATE	114498	18593	16.2	6980	5464	6815	5266	7211	4955		6518	5432	8257	3650	6841	5111
4TH ASSEMBLY	114498	18593	16.2	6980	5464	6815	5266	7211	4955		6518	5432	8257	3650	6841	5111
1ST SUPERVISORIAL 91	25029	4013	16.0	1664	1141	1642	1084	1696	1043		1577	1125	1945	748	1636	1061
2ND SUPERVISORIAL 91	22908	3031	13.2	1143	928	1107	897	1198	826		1041	954	1374	610	1132	872
3RD SUPERVISORIAL 91	21706	4210	19.4	1484	1268	1432	1220	1544	1141		1370	1262	1799	835	1418	1201
4TH SUPERVISORIAL 91	23100	4009	17.4	1505	1111	1513	1051	1548	1033		1436	1079	1757	757	1518	1012
5TH SUPERVISORIAL 91	21755	3330	15.3	1184	1016	1121	1014	1225	912		1094	1012	1382	700	1137	965
AUBURN	7456	1449	19.4	523	397	504	381	538	363		478	396	612	265	484	392
COLFAX	714	85	11.9	29	34	27	33	33	26		33	28	42	19	26	34
LINCOLN	3705	398	10.7	133	144	131	141	142	128		121	149	166	96	128	139
ROCKLIN	13837	2098	15.2	825	603	805	585	865	539		769	613	1001	384	833	561
ROSEVILLE	29611	5143	17.4	2112	1424	2094	1335	2161	1286		1994	1391	2464	917	2085	1306
TOWN OF LOOMIS	3497	415	11.9	142	137	141	129	140	135		129	136	175	93	143	125
UNINCORPORATED AREA	55678	9005	16.2	3216	2725	3113	2662	3332	2478		2994	2719	3797	1876	3142	2554

GUBERNATORIAL GENERAL ELECTION, NOVEMBER 8, 1994

Table with columns for District (007), State Supreme Court Judges (Joyce L. Kennard, Ronald M. George, Kathryn M. Weidgar), Appellate Court Judges - 3rd District (Coleman A. Blease, George W. Nicholson, Fred K. Morrison), and rows for Ballots Cast and Turnout percentages and counts for various cases (e.g., 3400-CP 3400, 3401-CP 3401, etc.).

GUBERNATORIAL GENERAL ELECTION, NOVEMBER 8, 1994

007	*** STATE SUPREME COURT JUDGES ***						*** APPELLATE COURT JUDGES - 3RD DISTRICT ***									
	REGISTRATION	BALLOTS CAST	TURNOUT	Joyce L. Kennard C.A. Scuipe JES	Ronald M. George C.A. Scuipe YES	Kathryn M. Werdegarr C.A. Scuipe YES	3rd District Coleman A. Blease YES	3rd District George W. Nicholson YES	3rd District Fred K. Morrison YES	NO	NO	NO	NO	NO	NO	NO
64134-MB 4134	166	143	86.1	52	37	50	40	52	38	47	38	60	27	49	37	
64170-MB 4170	26	15	57.7	4	5	4	6	4	6	4	6	5	5	4	6	
64172-MB 4172	3	0	0.0													
64182-MB 4182	409	336	82.2	116	73	119	70	121	67	109	76	131	50	120	63	
64250-MB 4250	373	268	71.8	80	88	79	80	82	86	70	88	104	55	80	79	
64252-MB 4252	20	15	75.0	8	3	5	3	6	3	5	3	6	2	5	3	
64301-MB 4301	4	4	100.0													
64303-MB 4303	27	13	48.1	2	4	1	5	1	4	1	5	3	2	2	4	
64305-MB 4305	347	258	74.4	73	105	80	95	84	95	71	103	123	53	77	96	
64354-MB 4354	81	67	82.7	19	22	18	23	22	18	17	23	24	18	18	23	
64356-MB 4356	103	72	69.9	21	27	20	27	19	29	18	30	26	22	20	28	
64376-MB 4376	193	142	73.6	57	38	57	38	61	28	60	31	71	22	61	31	
64620-MB 4620	0	0	0.0	0	0	0	0	0	0	0	0	0	0	0	0	
65550-MB 5550	0	0	0.0	0	0	0	0	0	0	0	0	0	0	0	0	
65570-MB 5570	95	59	62.1	15	29	13	30	19	24	12	31	21	22	12	30	
65571-MB 5571	281	208	74.0	57	61	59	55	62	50	52	60	74	37	59	52	
65590-MB 5590	145	106	73.1	29	47	28	48	33	42	22	55	46	29	27	50	
65600-MB 5600	3	3	100.0													
65602-MB 5602	9	8	88.9													
65610-MB 5610	0	0	0.0	0	0	0	0	0	0	0	0	0	0	0	0	
65623-MB 5623	134	107	79.9	36	32	36	31	39	29	37	28	44	19	35	31	
65804-MB 5804	0	0	0.0	0	0	0	0	0	0	0	0	0	0	0	0	
65806-MB 5806	35	32	91.4	15	12	14	13	17	19	13	15	19	8	15	13	
65851-MB 5851	0	0	0.0	0	0	0	0	0	0	0	0	0	0	0	0	
65853-MB 5853	103	65	63.1	19	18	22	15	20	14	23	14	26	9	22	15	
65890-MB 5890	24	15	62.5	7	1	7	1	7	1	7	1	8	0	5	2	
65950-MB 5950	339	236	69.6	78	67	76	64	85	55	75	64	95	47	74	68	
65952-MB 5952	30	20	66.7	11	1	10	2	12	0	9	1	9	0	9	2	
661170-MB 1170A	0	0	0.0	0	0	0	0	0	0	0	0	0	0	0	0	
663604-MB 3604	0	0	0.0	0	0	0	0	0	0	0	0	0	0	0	0	
663800-MB 3800	229	103	45.0	30	31	33	27	36	25	26	35	35	22	29	29	
663805-MB 3805D	100	80	80.0	22	30	23	29	23	29	22	28	31	18	22	31	
664170-MB 4170	0	0	0.0	0	0	0	0	0	0	0	0	0	0	0	0	
665806-MB 5806	46	18	39.1	3	8	5	6	4	7	6	6	7	4	5	6	
665851-MB 5851	66	40	60.6	12	17	15	14	16	13	12	17	21	7	14	15	
665853-MB 5853D	4	2	50.0													
665851-MB 5851D	22	18	81.8	3	3	4	3	3	3	3	3	4	1	3	2	
ABSENTEE TOTALS	114498	18593	16.2	6980	5464	6815	5266	7211	4955	6518	5432	8257	3650	6841	5111	
GRAND TOTALS	114498	77791	67.9	29115	23580	28665	22695	30189	21388	27055	23550	33861	16404	28535	22122	

GUBERNATORIAL GENERAL ELECTION, NOVEMBER 8, 1994

008 ***GRAND TOTALS	ST. SUPERINTENDENT OF PUBLIC INST., COUNTY								BD OF ED. & SIERRA COLLEGE-AREAS 5 & 6						
	REGISTRATION	BALLOTS CAST	TURNOUT	of Statutable Registrants	Maureen G. DiMarco	Placer County Board of Education	Frederic Tuttle	Sierra County Board of Education	Lucien Matthews	Dave Creek	Sierra County Board of Education	Jeffrey A. Brower	Nancy B. Palmer	Jim Callaghan	Robert L. Ross
PLACER COUNTY	114498	77791	67.9	31703	30318	5778	7860	23454	32223		7576	19894	18883	6911	
4TH CONGRESSIONAL	114498	77791	67.9	31703	30318	5778	7860	23454	32223		7576	19894	18883	6911	
1ST SENATE	114498	77791	67.9	31703	30318	5778	7860	23454	32223		7576	19894	18883	6911	
4TH ASSEMBLY	114498	77791	67.9	31703	30318	5778	7860	23454	32223		7576	19894	18883	6911	
1ST SUPERVISORIAL 91	25029	16473	65.8	6771	6553			4899	6843		1608	4805	3726	1356	
2ND SUPERVISORIAL 91	22908	15527	67.8	6349	6149			4603	6737		1674	3760	3911	1611	
3RD SUPERVISORIAL 91	21706	15158	69.8	6301	5696	4768	6623	5029	5992		1457	3868	3682	1314	
4TH SUPERVISORIAL 91	23100	16291	70.5	6330	6586			4611	6731		1556	3884	3882	1563	
5TH SUPERVISORIAL 91	21755	14342	65.9	5952	5334	1010	1237	4312	5920		1281	3577	3682	1067	
AUBURN	7456	5204	69.8	2151	1953	1714	2713	1759	2019		504	1277	1158	476	
COLFAX	714	454	63.6	191	164			155	188		56	129	101	44	
LINCOLN	3705	2324	62.7	958	915			694	1048		218	597	577	309	
ROCKLIN	13837	9418	68.1	3871	3684			2747	4086		1103	2217	2344	897	
ROSEVILLE	29611	19631	66.3	7994	7820			5891	8039		1930	5529	4459	1679	
TOWN OF LOOMIS	3497	2319	66.3	964	933			711	1007		212	611	605	229	
UNINCORPORATED AREA	55678	38441	69.0	15574	14849	4064	5147	11497	15836		3553	9534	9639	3277	

GOVERNATORIAL GENERAL ELECTION, NOVEMBER 8, 1994

008 ***ABSENTEE TOTALS	ST. SUPERINTENDENT OF PUBLIC INST., COUNTY								BD OF ED. & SIERRA COLLEGE-AREAS 5 & 6							
	REGISTRATION	BALLOTS CAST	TURNOUT	Sierra JTCU District 2	Maureen G. Dimarco	Placer County Board of Education	Fred Tuttle	Sierra JTCU District 5	Dave Creek	Sierra JTCU District 6	Nancy B. Palmer	Jim Callaghan	Robert L. Ross			
PLACER COUNTY	114498	18593	16.2	7081	7635	1586	2219	5248	7901	1598	5113	4162	1637			
4TH CONGRESSIONAL	114498	18593	16.2	7081	7635	1586	2219	5248	7901	1598	5113	4162	1637			
1ST SENATE	114498	18593	16.2	7081	7635	1586	2219	5248	7901	1598	5113	4162	1637			
4TH ASSEMBLY	114498	18593	16.2	7081	7635	1586	2219	5248	7901	1598	5113	4162	1637			
1ST SUPERVISORIAL 91	25029	4013	16.0	1620	1630			1168	1649	366	1241	791	333			
2ND SUPERVISORIAL 91	22908	3031	13.2	1147	1284			778	1390	285	807	693	301			
3RD SUPERVISORIAL 91	21706	4210	19.4	1597	1690	1339	1932	1354	1690	349	1147	978	351			
4TH SUPERVISORIAL 91	23100	4009	17.4	1446	1699			1057	1657	340	1011	873	391			
5TH SUPERVISORIAL 91	21755	3330	15.3	1271	1332	247	287	891	1515	258	907	827	261			
AUBURN	7456	1449	19.4	515	601	452	780	489	554	130	380	303	123			
COLFAX	714	85	11.9	40	25			32	35	3	40	15	7			
LINCOLN	3705	398	10.7	137	186			119	173	28	116	87	57			
ROCKLIN	13837	2098	15.2	833	834			539	942	211	532	480	185			
ROSEVILLE	29611	5143	17.4	2009	2119			1487	2079	483	1493	1035	440			
TOWN OF LOOMIS	3497	415	11.9	156	170			107	191	30	123	99	44			
UNINCORPORATED AREA	55678	9005	16.2	3391	3700	1134	1439	2475	3927	713	2429	2143	781			

GUBERNATORIAL GENERAL ELECTION, NOVEMBER 8, 1994

008		ST. SUPERINTENDENT OF PUBLIC INST., COUNTY						BD OF ED. & SIERRA COLLEGE-AREAS 5 & 6					
REGISTRATION	BALLOTS CAST	TURNOUT	Delaine Eastin	Maureen G. Dimarco	Placida Beal	Fred Tuttle	Sierra Lucien	Dave Creek	Sierra Jeffrey	Nancy B. Palmer	Jim Callaghan	Robert L. Ross	
1100-CP 1100	633	333	52.6	128	137				89	127			
1101-CP 1101	831	377	45.4	166	147			114	151	33	87	108	
1102-CP 1102	869	284	32.7	111	108			85	113	22	71	76	
1103-CP 1103	786	440	56.0	200	172			157	179	50	138	105	
1104-CP 1104	867	380	43.8	146	179			122	180	35	128	93	
1105-CP 1105	648	261	40.3	120	98			85	118	21	79	77	
1107-CP 1107	537	269	50.1	113	108			85	111	26	85	55	
1108-CP 1108	649	290	44.7	121	121			93	138	29	106	63	
1110-CP 1110	465	235	50.5	98	97			73	106	18	76	64	
1111-CP 1111	580	256	44.1	117	89			78	105	22	65	57	
1112-CP 1112	428	210	49.1	91	80			53	100	23	53	56	
1113-CP 1113	641	317	49.5	132	130			108	122	26	108	66	
1114-CP 1114	483	268	55.5	95	132			93	101	18	79	64	
1116-CP 1116	439	226	51.5	96	89			68	90	24	53	55	
1117-CP 1117	601	293	48.8	125	100			82	114	24	96	44	
1118-CP 1118	535	253	47.3	98	110			87	95	31	56	74	
1119-CP 1119	465	164	35.3	62	65			57	57	17	43	41	
1121-CP 1121	460	207	45.0	82	83			70	80	20	69	46	
1123-CP 1123	781	364	46.6	158	139			138	145	31	129	101	
1127-CP 1127	643	235	36.5	89	91			78	103	27	79	51	
1129-CP 1129	535	220	41.1	100	75			80	92	27	81	48	
1131-CP 1131	543	257	47.3	111	113			86	116	21	88	79	
1133-CP 1133	661	251	38.0	116	84			82	119	24	88	67	
1135-CP 1135	584	334	57.2	151	109			79	128	37	77	60	
1137-CP 1137	745	467	62.7	156	226			138	186	53	128	97	
1138-CP 1138	427	188	44.0	73	80			41	92	14	52	53	
1139-CP 1139	443	237	53.5	89	95			72	100	17	85	45	
1143-CP 1143	530	262	49.4	109	105			72	106	36	54	61	
1145-CP 1145	472	206	43.6	86	94			61	97	19	61	64	
1147-CP 1147	766	391	51.0	165	143			126	165	54	110	95	
1149-CP 1149	813	373	45.9	163	134			114	166	47	109	95	
1167-CP 1167	338	100	29.6	46	34			37	35	10	30	22	
1171-CP 1171	987	618	62.6	259	242			178	250	84	125	150	
1181-CP 1181	686	401	58.5	166	159			106	172	43	114	94	
1183-CP 1183	878	526	59.9	200	189			128	219	50	130	106	
1185-CP 1185	536	309	57.6	125	124			92	127	30	85	78	
1187-CP 1187	632	368	58.2	161	135			94	161	30	98	80	
1601-CP 1601	261	152	58.2	57	68			38	64	11	33	32	
1603-CP 1603	535	308	57.6	121	131			81	151	27	83	82	
1605-CP 1605	294	158	53.7	64	57			44	71	13	75	28	
2001-CP 2001	666	338	50.8	142	127			94	166	34	86	83	
2003-CP 2003	460	250	54.3	107	94			63	117	19	52	61	
2005-CP 2005	669	342	51.1	150	141			125	140	37	100	62	
2007-CP 2007	826	391	47.3	160	145			129	169	32	99	120	
2009-CP 2009	751	377	50.2	172	134			109	173	41	95	98	
2071-CP 2071	533	303	56.8	116	133			96	149	33	76	88	
2073-CP 2073	829	410	49.5	182	150			131	186	38	96	107	
2201-CP 2201	513	260	50.7	91	126			81	120	31	56	73	
2203-CP 2203	544	294	54.0	125	117			98	117	42	65	63	
2207-CP 2207	544	287	52.8	120	115			85	117	34	64	74	
2209-CP 2209	618	324	52.4	143	127			137	125	52	93	87	
2211-CP 2211	502	217	43.2	93	91			73	96	29	51	69	
2213-CP 2213	805	431	53.5	185	167			125	192	58	94	112	
2217-CP 2217	523	283	54.1	121	104			73	128	25	65	73	
2219-CP 2219	805	499	62.0	182	200			137	197	54	107	101	
2221-CP 2221	887	510	57.5	185	225			157	204	55	119	110	
2223-CP 2223	490	227	46.3	82	112			73	108	28	59	55	
2225-CP 2225	496	231	46.6	98	86			79	113	27	58	81	
2229-CP 2229	539	215	39.9	92	71			60	97	24	74	43	
2231-CP 2231	856	438	51.2	182	176			140	191	57	104	123	
2233-CP 2233	520	217	41.7	101	78			60	104	28	46	68	
2235-CP 2235	684	265	38.7	122	91			92	110	27	67	79	
2243-CP 2243	747	437	58.5	190	151			138	155	61	81	95	
2247-CP 2247	817	551	67.4	234	195			146	195	62	100	117	
2261-CP 2261	875	508	58.1	200	192			144	238	61	106	139	
2601-CP 2601	584	275	47.1	125	97			96	129	30	73	97	
2603-CP 2603	471	292	62.0	115	141			83	139	23	73	82	
2701-CP 2701	564	329	58.3	144	126			103	140	26	91	77	
2705-CP 2705	691	375	54.3	152	164			130	153	39	106	98	
2801-CP 2801	775	482	62.2	189	187			156	174	54	106	110	
2803-CP 2803	534	278	52.1	127	100			84	124	30	80	72	
2903-CP 2903	870	478	54.9	201	182			151	174	44	101	132	

GUBERNATORIAL GENERAL ELECTION, NOVEMBER 8, 1994

008		ST. SUPERINTENDENT OF PUBLIC INST., COUNTY				BD OF ED. & SIERRA COLLEGE-AREAS 5 & 6										
		REGISTRATION	BALLOTS CAST	TURNOUT	Staple Sibley Perrin Sutcliffe D Eastin	Maureen G. DiMarco	Donna Salamonson Placer Cote Bea A Orford Ed	Fred Tuttle	Sierra Lucien J T C U O M T M E C O A L R L E A G E S	Dave Creek	Sierra Jeffrey A. Brower J T C U O M T M E C O A L R L E A G E S	Nancy B. Palmer	Jim Callaghan	Robert L. Ross		
3400-CP	3400	461	263	57.0	93	104	80	130	84	96	20	56	70	17		
3401-CP	3401	617	267	43.3	106	104	88	136	93	98	24	57	60	28		
3402-CP	3402	724	320	44.2	162	109	94	195	109	148	34	89	85	24		
3403-CP	3403	681	287	42.1	128	92	95	141	89	121	26	72	76	26		
3405-CP	3405	821	432	52.6	171	149	154	197	142	169	32	106	101	32		
3406-CP	3406	634	273	43.1	131	101	97	153	93	134	39	62	71	32		
3408-CP	3408	543	301	55.4	139	102	79	181	121	105	31	69	53	48		
3410-CP	3410	736	330	44.8	164	101	118	156	109	118	37	80	73	23		
3412-CP	3412	434	192	44.2	82	75	81	91	69	74	24	52	48	17		
3414-CP	3414	604	325	53.8	151	109	113	179	105	121	34	78	56	30		
3418-CP	3418	833	473	56.8	191	185	152	233	150	175	50	100	90	55		
3470-CP	3470	646	363	56.2	165	122	123	167	135	122	33	101	88	28		
3471-CP	3471	385	188	48.8	93	45	74	79	60	62	21	45	38	14		
3472-CP	3472	509	247	48.5	105	91	68	146	82	85	21	69	56	15		
3601-CP	3601	532	220	41.4	107	78	87	106	89	82	33	39	77	16		
3602-CP	3602	806	448	55.6	181	172	141	174	141	174	54	101	127	24		
3603-CP	3603	486	187	38.5	79	68	86	80	77	74	13	65	43	22		
3605-CP	3605	655	326	49.8	133	128	144	139	102	138	43	81	80	25		
3607-CP	3607	478	268	56.1	112	113	99	123	97	97	38	56	73	24		
3609-CP	3609	728	346	47.5	139	126	105	183	99	141	33	100	74	27		
3611-CP	3611	871	398	45.7	150	174	161	178	144	160	44	121	77	52		
3613-CP	3613	629	225	35.8	117	66	88	99	79	85	20	55	69	21		
3615-CP	3615	693	311	44.9	141	98	126	124	115	120	36	76	83	19		
3617-CP	3617	720	330	45.8	146	121	130	142	101	139	38	88	78	34		
3621-CP	3621	751	361	48.1	159	125	124	165	120	146	27	89	105	31		
3705-CP	3705	528	254	48.1	108	91	91	120	70	114	23	62	73	20		
3711-CP	3711	573	292	51.0	130	110	100	148	106	114	32	82	74	27		
3800-CP	3800	457	245	53.6	113	83	82	127	79	108	25	59	59	30		
3801-CP	3801	631	351	55.6	145	127	135	160	128	135	37	85	93	31		
3900-CP	3900	786	393	50.0	172	140	124	140	124	174	40	120	94	36		
4118-CP	4118	653	317	48.5	156	109	156	109	87	152	34	90	81	31		
4122-CP	4122	715	315	44.1	140	117	116	128	116	128	29	97	91	24		
4124-CP	4124	633	353	55.8	149	133	118	133	118	120	29	82	86	30		
4126-CP	4126	256	148	57.8	56	61	46	50	46	50	5	47	25	14		
4128-CP	4128	758	434	57.3	161	182	131	164	131	164	35	102	100	44		
4130-CP	4130	643	319	49.6	140	130	102	134	102	134	28	87	77	31		
4132-CP	4132	869	466	53.6	177	174	135	166	135	166	32	88	117	61		
4134-CP	4134	751	306	40.7	107	124	73	124	73	124	34	66	66	29		
4136-CP	4136	785	200	25.5	86	76	57	81	57	81	31	47	35	18		
4170-CP	4170	934	430	46.0	165	167	111	163	111	163	37	75	114	37		
4180-CP	4180	407	234	57.5	88	86	56	98	56	98	16	49	51	30		
4188-CP	4188	667	337	50.5	110	144	103	133	103	133	32	78	83	32		
4200-CP	4200	924	468	50.6	205	186	130	229	130	229	62	115	125	51		
4201-CP	4201	846	422	49.9	187	159	118	208	118	208	46	102	131	42		
4300-CP	4300	411	238	57.9	95	110	81	106	81	106	27	57	55	37		
4301-CP	4301	425	216	50.8	105	75	62	106	62	106	21	55	64	15		
4303-CP	4303	458	242	52.8	100	97	86	81	86	81	31	59	55	13		
4307-CP	4307	551	287	52.1	112	108	82	129	82	129	27	84	63	30		
4311-CP	4311	652	308	47.2	135	120	108	117	108	117	28	76	91	21		
4313-CP	4313	438	199	45.4	95	81	74	81	74	81	16	50	54	31		
4370-CP	4370	391	225	57.5	99	83	65	106	65	106	17	65	56	32		
4372-CP	4372	822	430	52.3	207	142	131	190	131	190	42	113	103	56		
4376-CP	4376	547	296	54.1	110	108	56	123	56	123	33	56	59	16		
4604-CP	4604	748	392	52.4	135	178	119	156	119	156	39	80	89	53		
4606-CP	4606	723	424	58.6	171	187	127	184	127	184	62	84	98	44		
4608-CP	4608	623	310	49.8	126	121	75	154	75	154	34	81	80	20		
4612-CP	4612	760	372	48.9	136	160	107	140	107	140	38	89	87	31		
4614-CP	4614	469	250	53.3	92	113	92	113	70	98	23	45	60	25		
4616-CP	4616	667	353	52.9	134	124	102	118	102	118	26	75	85	25		
4618-CP	4618	468	235	50.2	96	95	65	101	65	101	24	57	59	18		
4620-CP	4620	492	252	51.2	107	84	76	99	76	99	31	60	63	22		
4622-CP	4622	654	371	56.7	136	146	99	147	99	147	31	79	98	25		
4624-CP	4624	472	281	59.5	107	115	73	127	73	127	37	68	64	25		
5500-CP	5500	714	369	51.7	151	139	123	153	123	153	53	89	86	37		
5570-CP	5570	480	250	52.1	109	89	89	88	89	88	29	57	68	13		
5571-CP	5571	442	211	47.7	96	73	67	87	67	87	18	45	58	23		
5573-CP	5573	544	276	50.7	125	119	102	109	102	109	30	74	79	21		
5600-CP	5600	600	363	60.5	164	129	131	164	132	128	42	84	96	29		
5602-CP	5602	676	337	49.9	161	110	127	168	112	143	42	86	100	24		
5608-CP	5608	766	407	53.1	192	136	165	193	145	181	47	115	121	32		
5610-CP	5610	365	170	46.6	80	55	55	95	61	63	11	39	57	19		
5612-CP	5612	715	388	54.3	179	153	145	186	133	156	41	121	87	30		

GUBERNATORIAL GENERAL ELECTION, NOVEMBER 8, 1994

008	ST. SUPERINTENDENT OF PUBLIC INST., COUNTY						BD OF ED. & SIERRA COLLEGE-AREAS 5 & 6							
	REGISTRATION	BALLOTS CAST	TURNOUT	of Sfrap table Siuc pel isnt reuc nd dt ein tn	Maureen G. Dimarco	Plac e T r u c s o t e B e d A o r f e a E d 2	Fred Tuttle	Sierra Lucien J t r u c o s m e C o a l r e a g e s	Dave Creek	Sierra Jeffrey A. B r o w e r C o a l r e a g e s	Nancy B. Palmer	Jim Callaghan	Robert L. Ross	
64134-MB 4134	166	143	86.1	47	64			41	54	21	33	26	8	
64170-MB 4170	26	15	57.7	6	7			7	5	0	5	3	3	
64172-MB 4172	3	0	0.0	0	0			0	0	0	0	0	0	
64182-MB 4182	409	336	82.2	100	148			94	99	35	51	51	19	
64250-MB 4250	373	268	71.8	107	103			75	119	26	59	70	29	
64252-MB 4252	20	15	75.0	7	5			2	9	2	2	4	1	
64301-MB 4301	4	4	100.0											
64303-MB 4303	27	13	48.1	5	5			3	3	1	1	4	3	
64305-MB 4305	347	258	74.4	107	107			72	119	23	69	79	19	
64354-MB 4354	81	67	82.7	26	28			16	30	3	15	18	6	
64356-MB 4356	103	72	69.9	26	32			18	44	5	22	21	10	
64376-MB 4376	193	142	73.6	44	72			35	64	16	41	33	13	
64620-MB 4620	0	0	0.0	0	0			0	0	0	0	0	0	
65550-MB 5550	0	0	0.0	0	0			0	0	0	0	0	0	
65570-MB 5570	95	59	62.1	20	26			24	19	9	12	21	2	
65571-MB 5571	281	208	74.0	85	73			67	83	11	40	49	15	
65590-MB 5590	145	106	73.1	35	48			24	48	9	28	26	8	
65600-MB 5600	3	3	100.0											
65602-MB 5602	9	8	88.9											
65610-MB 5610	0	0	0.0	0	0			0	0	0	0	0	0	
65623-MB 5623	134	107	79.9	45	35		43	47	31	42	9	25	34	
65804-MB 5804	0	0	0.0	0	0			0	0	0	0	0	0	
65806-MB 5806	35	32	91.4	13	18		16	12	8	19	1	11	11	
65851-MB 5851	0	0	0.0	0	0			0	0	0	0	0	0	
65853-MB 5853	103	65	63.1	29	14			13	26	1	16	12	8	
65890-MB 5890	24	15	62.5	12	1			8	3	3	5	0	2	
65950-MB 5950	339	236	69.6	98	86			57	91	19	55	60	12	
65952-MB 5952	30	20	66.7	7	7			5	8	2	10	2	0	
661170-MB 1170A	0	0	0.0	0	0			0	0	0	0	0	0	
663604-MB 3604	0	0	0.0	0	0			0	0	0	0	0	0	
663800-MB 3800	229	103	45.0	44	30		32	46	29	44	8	25	26	
663805-MB 3805D	100	80	80.0	30	36			31	22	9	31	12	2	
664170-MB 4170	0	0	0.0	0	0			0	0	0	0	0	0	
665806-MB 5806	46	18	39.1	11	5		6	9	8	8	2	4	4	
665851-MB 5851	66	40	60.6	19	15			9	20	3	5	19	1	
665853-MB 5853D	4	2	50.0											
665851-MB 5851D	22	18	81.8	9	6			1	4	0	3	3	0	
ABSENTEE TOTALS	114498	18593	16.2	7081	7635		1586	2219	5248	7901	1598	5113	4162	1637
GRAND TOTALS	114498	77791	67.9	31703	30318		5778	7860	23454	32223	7576	19894	18883	6911

GUBERNATORIAL GENERAL ELECTION, NOVEMBER 8, 1994

010	*** CENTER UNIFIED SCHOOL DISTRICT ***													
	REGISTRATION	BALLOTS CAST	TURNOUT	Gov. C. Ben- tden Ue- mb- fir- Sch- ool	Nancy S. Anderson	Jonathan E. Mathews	Monria Stewart	Melodie Knapp	Tom Farber	Rosemary Revels- Rogers	Dan Reason	Scott Clifford Rodowick	Tyrone Hicks	Shaun Hall
1605-CP 1605	294	158	53.7	75	17	14	27	14	21	59	34	22	15	
61651-MB 1651	10	8	80.0											
61653-MB 1653	8	6	75.0											
62653-MB 2653	35	24	68.6	7	3	1	6	4	1	4	0	3	1	
ABSENTEE TOTALS	347	55	15.9	37	11	3	11	3	3	22	5	13	6	
GRAND TOTALS	347	251	72.3	123	35	20	46	28	26	92	43	40	22	

GUBERNATORIAL GENERAL ELECTION, NOVEMBER 8, 1994

012 ***GRAND TOTALS	* * * ROSEVILLE JT. UNION HIGH SCHOOL * * *									
	REGISTRATION	BALLOTS CAST	TURNOUT	Gov Bd Roseville Jt Union	Gov Bd Roseville Jt Union	Gov Bd Roseville Jt Union	Gov Bd Roseville Jt Union	Gov Bd Roseville Jt Union	Gov Bd Roseville Jt Union	
PLACER COUNTY	38479	25959	67.5	3829	3508	7025	7668	9094		
4TH CONGRESSIONAL	38479	25959	67.5	3829	3508	7025	7668	9094		
1ST SENATE	38479	25959	67.5	3829	3508	7025	7668	9094		
4TH ASSEMBLY	38479	25959	67.5	3829	3508	7025	7668	9094		
1ST SUPERVISORIAL 91	24515	16078	65.6	2448	2322	4681	4753	5554		
2ND SUPERVISORIAL 91	50	27	54.0	6	6	8	6	17		
4TH SUPERVISORIAL 91	13914	9854	70.8	1375	1180	2336	2909	3523		
ROCKLIN	0	0	0.0	0	0	0	0	0		
ROSEVILLE	29611	19563	66.1	2972	2602	5484	5822	6887		
UNINCORPORATED AREA	8868	6396	72.1	857	906	1541	1846	2207		

GUBERNATORIAL GENERAL ELECTION, NOVEMBER 8, 1994

012		*** ROSEVILLE JT. UNION HIGH SCHOOL ***														
		REGISTRATION	BALLOTS CAST	TURNOUT	Gov Brd of Sch Dist No 2	Sam Al- Tawil	Charles J. Bardsdale	James Gill	Jim Gardner	James Joiner						
1100-CP	1100	633	333	52.6	32	27	88	85	135							
1101-CP	1101	831	377	45.4	57	52	86	118	124							
1102-CP	1102	869	284	32.7	30	37	58	90	108							
1103-CP	1103	786	440	56.0	66	61	126	147	141							
1104-CP	1104	867	381	43.9	46	63	122	124	145							
1105-CP	1105	648	261	40.3	50	27	65	90	81							
1107-CP	1107	537	269	50.1	31	38	107	68	115							
1108-CP	1108	649	290	44.7	43	33	93	93	101							
1110-CP	1110	465	235	50.5	33	41	72	67	107							
1111-CP	1111	580	256	44.1	37	38	79	68	90							
1112-CP	1112	428	210	49.1	38	35	67	56	86							
1113-CP	1113	641	317	49.5	42	44	141	72	126							
1114-CP	1114	483	268	55.5	38	31	107	61	115							
1116-CP	1116	439	225	51.3	38	33	51	64	90							
1117-CP	1117	601	293	48.8	33	31	101	73	118							
1118-CP	1118	535	255	47.7	40	33	60	75	100							
1119-CP	1119	465	165	35.5	25	14	55	50	42							
1121-CP	1121	460	207	45.0	31	23	64	63	61							
1123-CP	1123	781	364	46.6	60	50	133	98	126							
1127-CP	1127	643	235	36.5	46	39	69	71	59							
1129-CP	1129	535	220	41.1	49	41	64	71	49							
1131-CP	1131	543	257	47.3	44	34	75	79	81							
1133-CP	1133	661	251	38.0	51	33	98	74	65							
1135-CP	1135	584	333	57.0	52	50	67	83	93							
1137-CP	1137	745	467	62.7	54	61	155	137	185							
1138-CP	1138	427	188	44.0	23	25	63	54	70							
1139-CP	1139	443	237	53.5	29	24	64	88	79							
1143-CP	1143	530	262	49.4	41	30	49	68	64							
1145-CP	1145	472	205	43.4	38	48	82	52	54							
1147-CP	1147	766	392	51.2	67	53	86	130	136							
1149-CP	1149	813	373	45.9	76	45	77	122	97							
1167-CP	1167	358	96	28.4	21	6	20	33	33							
1171-CP	1171	987	618	62.6	97	73	139	193	183							
1181-CP	1181	686	400	58.3	57	67	84	115	113							
1183-CP	1183	878	527	60.0	84	78	114	140	156							
1185-CP	1185	536	309	57.6	56	51	64	79	93							
1187-CP	1187	632	372	58.9	62	55	103	97	113							
1601-CP	1601	261	152	58.2	12	48	47	30	46							
1603-CP	1603	535	308	57.6	30	114	86	73	86							
4118-CP	4118	653	317	48.5	47	48	91	92	116							
4122-CP	4122	715	315	44.1	58	59	76	94	127							
4124-CP	4124	633	353	55.8	53	45	96	95	134							
4126-CP	4126	256	148	57.8	16	14	35	43	48							
4128-CP	4128	758	434	57.3	43	54	110	132	173							
4130-CP	4130	643	319	49.6	46	31	93	93	148							
4132-CP	4132	869	466	53.6	71	53	83	139	150							
4134-CP	4134	751	305	40.6	48	31	48	87	78							
4136-CP	4136	785	200	25.5	35	19	43	61	68							
4170-CP	4170	934	430	46.0	58	65	102	122	123							
4180-CP	4180	407	234	57.5	24	27	43	78	82							
4188-CP	4188	667	337	50.5	44	36	85	102	107							
4376-CP	4376	547	296	54.1	38	31	57	80	101							
4612-CP	4612	760	372	48.9	56	42	105	95	125							
4614-CP	4614	469	250	53.3	32	26	60	84	90							
4616-CP	4616	667	353	52.9	51	40	74	68	119							
4618-CP	4618	468	235	50.2	36	37	66	54	81							
4620-CP	4620	492	252	51.2	38	39	54	79	76							
4622-CP	4622	654	371	56.7	52	43	90	99	145							
4624-CP	4624	472	282	59.7	42	36	54	82	109							
61100-MB	1100	1	1	100.0												
61103-MB	1103	0	0	0.0	0	0	0	0	0							
61116-MB	1116	149	107	71.8	18	16	25	36	30							
61118-MB	1118	93	66	71.0	5	8	14	18	27							
61151-MB	1151	3	2	66.7												
61161-MB	1161	208	129	62.0	39	12	33	34	47							
61170-MB	1170B	235	145	61.7	29	15	35	64	37							
61172-MB	1172	113	83	73.5	15	16	23	31	19							
62191-MB	2191	40	22	55.0	6	6	8	5	13							
62235-MB	2235	0	0	0.0	0	0	0	0	0							
62291-MB	2291	10	5	50.0												
64050-MB	4050	11	0	0.0	0	0	0	0	0							
64072-MB	4072	711	497	69.9	84	66	120	159	176							

GUBERNATORIAL GENERAL ELECTION, NOVEMBER 8, 1994

012

*** ROSEVILLE JT. UNION HIGH SCHOOL ***

	REGISTRATION	BALLOTS CAST	TURNOUT	Gov Bd R M S e m b l e J t U n i o n	S a m A l - T a w i l	C h a r l e s J - B a r s d a l e	J a m e s G i l l	J i m G a r d n e r	J a m e s J o i n e r
64090-MB 4090	14	8	57.1						
64134-MB 4134	166	143	86.1	23	15	35	43	49	
64172-MB 4172	3	0	0.0						
64182-MB 4182	409	335	81.9	35	27	66	100	148	
64620-MB 4620	0	0	0.0	0	0	0	0	0	
661170-MB 1170A	0	0	0.0	0	0	0	0	0	
664170-MB 4170	0	0	0.0	0	0	0	0	0	
ABSENTEE TOTALS	38479	6515	16.9	924	863	1918	2047	2475	
GRAND TOTALS	38479	25959	67.5	3829	3508	7025	7668	9094	

GOVERNATORIAL GENERAL ELECTION, NOVEMBER 8, 1994

013 ***GRAND TOTALS	* * AUBURN UNION SCHOOL DISTRICT * * *													
	REGISTRATION	BALLOTS CAST	TURNOUT	Gov Ad u b u e r n b e U r n i o n S c h o o l S e r v i c e	Sandy Amara	Al Mattson	Vince M. Salai	Beth Bachman Lantz	Debbie Greenacre	Beverly Curtis				
PLACER COUNTY	17379	11982	68.9	4902	3921	1824	3795	2885	3646					
4TH CONGRESSIONAL	17379	11982	68.9	4902	3921	1824	3795	2885	3646					
1ST SENATE	17379	11982	68.9	4902	3921	1824	3795	2885	3646					
4TH ASSEMBLY	17379	11982	68.9	4902	3921	1824	3795	2885	3646					
3RD SUPERVISORIAL 91	16911	11621	68.7	4766	3800	1788	3690	2793	3545					
5TH SUPERVISORIAL 91	468	361	77.1	136	121	36	105	92	101					
AUBURN	7361	5126	69.6	2359	1756	799	1749	1306	1486					
UNINCORPORATED AREA	10018	6856	68.4	2543	2165	1025	2046	1579	2160					

GUBERNATORIAL GENERAL ELECTION, NOVEMBER 8, 1994

013		** AUBURN UNION SCHOOL DISTRICT **									
	REGISTRATION	BALLOTS CAST	TURNOUT	Gov B Ad M U e m b e r S c h o o l	S a n d y A m a r a	A l M a t t s o n	V i n c e M - S a l a i z	B e t h B a c h m a n L a n t z	D e b b i e G r e e n a c r e	B e v e r l y C u r t i s	
3400-CP 3400	461	263	57.0	131	89	36	90	77	68		
3401-CP 3401	617	267	43.3	115	82	38	87	65	69		
3402-CP 3402	724	320	44.2	157	120	54	111	103	100		
3403-CP 3403	681	287	42.1	106	91	45	84	48	82		
3405-CP 3405	821	432	52.6	182	144	71	136	103	133		
3406-CP 3406	634	273	43.1	136	115	58	90	68	83		
3408-CP 3408	543	301	55.4	153	115	34	123	55	92		
3410-CP 3410	736	330	44.8	160	93	38	99	100	102		
3412-CP 3412	434	192	44.2	73	55	31	54	52	61		
3414-CP 3414	604	325	53.8	160	111	49	119	74	73		
3418-CP 3418	833	472	56.7	243	152	68	177	151	127		
3470-CP 3470	646	363	56.2	139	94	51	105	97	118		
3471-CP 3471	385	188	48.8	64	53	22	48	40	46		
3472-CP 3472	509	247	48.5	96	93	32	83	48	72		
3601-CP 3601	532	220	41.4	84	66	31	65	66	74		
3603-CP 3603	486	187	38.5	69	47	29	46	36	63		
3605-CP 3605	655	326	49.8	127	91	47	94	74	115		
3607-CP 3607	478	268	56.1	108	103	51	97	62	88		
3609-CP 3609	728	346	47.5	135	106	59	103	73	99		
3611-CP 3611	871	398	45.7	162	105	57	104	108	118		
3613-CP 3613	629	225	35.8	86	60	35	50	43	88		
3615-CP 3615	693	311	44.9	118	72	50	80	70	98		
3617-CP 3617	720	329	45.7	116	110	61	101	84	99		
3621-CP 3621	751	360	47.9	121	114	52	115	83	121		
3705-CP 3705	528	254	48.1	80	70	35	73	56	67		
5623-CP 5623	334	169	50.6	67	51	12	48	50	40		
13709-CP 3709A	307	125	40.7	40	40	16	44	35	28		
63402-MB 3402	17	12	70.6	1	5	3	6	1	5		
63404-MB 3404	256	207	80.9	94	65	26	69	66	69		
63470-MB 3470	422	301	71.3	109	87	39	93	75	99		
63471-MB 3471	6	6	100.0								
63472-MB 3472	90	15	16.7	5	7	2	6	7	1		
63600-MB 3600	114	79	69.3	29	18	16	22	22	23		
65623-MB 5623	134	107	79.9	42	31	12	27	26	28		
ABSENTEE TOTALS	17379	3477	20.0	1392	1264	563	1143	765	1093		
GRAND TOTALS	17379	11982	68.9	4902	3921	1824	3795	2885	3646		

GUBERNATORIAL GENERAL ELECTION, NOVEMBER 8, 1994

014	* * DRY CREEK JT. ELEMENTARY SCHOOL DISTRICT * * *												
	REGISTRATION	BALLOTS CAST	TURNOUT	Gov Bd DM re yb C r r e e k J t E l l i s	Ray E l l i s	Barry S t i l l m a n	D a r r e l l E - W e b s t e r	T r a c y P i t t m a n	D i a n e C - H o w e				
1135-CP 1135	584	333	57.0	37	130	72	108	98					
1143-CP 1143	530	262	49.4	32	86	74	79	86					
1167-CP 1167	338	96	28.4	4	40	29	34	33					
1171-CP 1171	987	618	62.6	76	262	177	201	206					
1181-CP 1181	686	400	58.3	56	143	109	163	129					
1183-CP 1183	878	527	60.0	75	206	131	188	185					
1185-CP 1185	536	309	57.6	46	124	74	109	105					
1601-CP 1601	261	152	58.2	17	47	47	55	66					
1603-CP 1603	535	308	57.6	68	134	92	79	139					
61103-MB 1103	0	0	0.0	0	0	0	0	0					
61161-MB 1161	208	129	62.0	18	61	33	46	49					
ABSENTEE TOTALS	5543	600	10.8	92	230	204	219	262					
GRAND TOTALS	5543	3734	67.4	521	1463	1042	1281	1358					

GUBERNATORIAL GENERAL ELECTION, NOVEMBER 8, 1994

017 ***ABSENTEE TOTALS	*** PENRYN ELEMENTARY SCHOOL DISTRICT ***												
	REGISTRATION	BALLOTS CAST	TURNOUT	Gov Board Member David J. Penryn Elementary	Debra Dales	Nancy J. Colwell	Teri Heitman						
PLACER COUNTY	1604	199	12.4	78	98	110	57						
4TH CONGRESSIONAL	1604	199	12.4	78	98	110	57						
1ST SENATE	1604	199	12.4	78	98	110	57						
4TH ASSEMBLY	1604	199	12.4	78	98	110	57						
2ND SUPERVISORIAL 91	1577	199	12.6	78	98	110	57						
4TH SUPERVISORIAL 91	27	0	0.0	0	0	0	0						
TOWN OF LOOMIS	27	0	0.0	0	0	0	0						
UNINCORPORATED AREA	1577	199	12.6	78	98	110	57						

GUBERNATORIAL GENERAL ELECTION, NOVEMBER 8, 1994

019 ***GRAND TOTALS	*** ROSEVILLE CITY SCHOOL DISTRICT ***													
	REGISTRATION	BALLOTS CAST	TURNOUT	Gov ROB sd e M ie lb ee r C i t y S c h o o l s	K e l l y L . L a f f e r t y	J u l i e F . L o n c h a r	L a r r y L . D i x o n	G i l b e r t D u r a n	D o r e e n M . C a h o o n	J a m e s E . C h a m b e r s I I I	R i c h a r d R o c c u c c i			
PLACER COUNTY	22705	14919	65.7	5391	3441	2550	4669	2809	2900	5636				
4TH CONGRESSIONAL	22705	14919	65.7	5391	3441	2550	4669	2809	2900	5636				
1ST SENATE	22705	14919	65.7	5391	3441	2550	4669	2809	2900	5636				
4TH ASSEMBLY	22705	14919	65.7	5391	3441	2550	4669	2809	2900	5636				
1ST SUPERVISORIAL 91	18972	12344	65.1	4421	2708	2059	3991	2109	2334	4791				
2ND SUPERVISORIAL 91	50	27	54.0	12	18	7	6	7	9	5				
4TH SUPERVISORIAL 91	3683	2548	69.2	958	715	484	672	693	557	840				
ROCKLIN	0	0	0.0	0	0	0	0	0	0	0				
ROSEVILLE	22293	14656	65.7	5304	3366	2506	4583	2767	2853	5556				
UNINCORPORATED AREA	412	263	63.8	87	75	44	86	42	47	80				

GUBERNATORIAL GENERAL ELECTION, NOVEMBER 8, 1994

019 ***ABSENTEE TOTALS	*** ROSEVILLE CITY SCHOOL DISTRICT ***																
	REGISTRATION	BALLOTS CAST	TURNOUT		Gov Rob sd ie ml be er Cit y Sch oe 13	K ell y L L af fer ty	Jul ie F L on char	L ar ry L D ix on	Gil ber t Du ran	D ore en M C ah oon	James E Chambers III	Richard Roc cucci					
PLACER COUNTY	22705	3967	17.5		1459	902	725	1452	663	877	1618						
4TH CONGRESSIONAL	22705	3967	17.5		1459	902	725	1452	663	877	1618						
1ST SENATE	22705	3967	17.5		1459	902	725	1452	663	877	1618						
4TH ASSEMBLY	22705	3967	17.5		1459	902	725	1452	663	877	1618						
1ST SUPERVISORIAL 91	18972	3313	17.5		1195	730	582	1232	506	710	1411						
2ND SUPERVISORIAL 91	50	0															
4TH SUPERVISORIAL 91	3683	654	17.8		264	172	143	220	157	167	207						
ROCKLIN	0	0	0.0		0	0	0	0	0	0	0	0					
ROSEVILLE	22293	3967	17.8		1459	902	725	1452	663	877	1618						
UNINCORPORATED AREA	412	0	0.0		0	0	0	0	0	0	0	0					

GUBERNATORIAL GENERAL ELECTION, NOVEMBER 8, 1994

019		*** ROSEVILLE CITY SCHOOL DISTRICT ***										
		REGISTRATION	BALLOTS CAST	TURNOUT	Gov Rob sd e M ie l b e r C i t y S c h o o l D i s t r i c t	K e l l y L a f f e r t	J u l i e F L o n c h a r	L a r r y L D i x o n	G i l b e r t D u r a n	D o r e e n M C a h o o n	J a m e s E C h a m b e r s I I I	R i c h a r d R o c c u c c i
1100-CP	1100	633	333	52.6	97	67	61	80	65	76	109	
1101-CP	1101	831	377	45.4	129	78	63	124	53	61	145	
1102-CP	1102	869	284	32.7	87	60	42	77	56	39	92	
1103-CP	1103	786	440	56.0	156	109	78	135	96	79	162	
1104-CP	1104	867	381	43.9	161	90	70	136	81	69	126	
1105-CP	1105	648	261	40.3	103	52	33	102	37	46	100	
1107-CP	1107	537	269	50.1	90	55	42	88	33	53	132	
1108-CP	1108	649	290	44.7	103	51	53	124	45	50	111	
1110-CP	1110	465	235	50.5	91	57	40	79	47	52	104	
1111-CP	1111	580	256	44.1	78	53	40	87	18	54	92	
1112-CP	1112	428	210	49.1	77	45	37	57	57	35	81	
1113-CP	1113	641	317	49.5	130	57	45	139	48	54	139	
1114-CP	1114	483	268	55.5	72	36	51	83	59	59	109	
1116-CP	1116	439	225	51.3	81	39	51	63	60	37	79	
1117-CP	1117	601	293	48.8	103	64	42	87	38	61	121	
1118-CP	1118	535	255	47.7	93	43	42	55	69	49	98	
1119-CP	1119	465	165	35.5	59	34	32	41	20	29	47	
1121-CP	1121	460	207	45.0	84	59	26	58	33	35	76	
1123-CP	1123	781	364	46.6	158	103	46	120	59	68	160	
1127-CP	1127	643	235	36.5	63	43	27	79	31	38	83	
1129-CP	1129	535	220	41.1	76	48	22	79	33	34	95	
1131-CP	1131	543	257	47.3	101	70	39	85	42	53	96	
1133-CP	1133	661	251	38.0	119	76	50	58	43	39	83	
1137-CP	1137	745	467	62.7	150	92	77	141	100	91	204	
1138-CP	1138	427	188	44.0	68	41	30	67	23	27	69	
1139-CP	1139	443	237	53.5	80	42	50	68	24	54	97	
1145-CP	1145	472	205	43.4	80	59	33	61	33	34	75	
1147-CP	1147	766	392	51.2	117	74	74	105	59	79	129	
1149-CP	1149	813	373	45.9	140	88	52	84	97	40	113	
1187-CP	1187	632	372	58.9	137	97	65	81	53	58	138	
4118-CP	4118	653	317	48.5	126	84	58	83	116	47	110	
4122-CP	4122	715	315	44.1	120	85	58	76	87	58	103	
4124-CP	4124	633	353	55.8	142	67	84	67	149	84	121	
4126-CP	4126	256	148	57.8	52	24	32	42	13	25	45	
4128-CP	4128	758	434	57.3	133	169	64	96	99	108	142	
4130-CP	4130	643	319	49.6	118	112	42	88	72	68	109	
61100-MB	1100	1	1	100.0								
61116-MB	1116	149	107	71.8	42	22	15	27	32	18	23	
61118-MB	1118	93	66	71.0	29	19	15	8	24	12	20	
61151-MB	1151	3	2	66.7								
61170-MB	1170B	235	145	61.7	42	40	16	52	22	24	43	
61172-MB	1172	113	83	73.5	30	15	18	28	13	14	29	
62191-MB	2191	40	22	55.0	11	17	6	4	7	7	4	
62235-MB	2235	0	0	0.0	0	0	0	0	0	0	0	
62291-MB	2291	10	5	50.0								
64050-MB	4050	11	0	0.0	0	0	0	0	0	0	0	
64090-MB	4090	14	8	57.1								
661170-MB	1170A	0	0	0.0	0	0	0	0	0	0	0	
664170-MB	4170	0	0	0.0	0	0	0	0	0	0	0	
ABSENTEE TOTALS		22705	3967	17.5	1459	902	725	1452	663	877	1618	
GRAND TOTALS		22705	14919	65.7	5391	3441	2550	4669	2809	2900	5636	

GOVERNATORIAL GENERAL ELECTION, NOVEMBER 8, 1994

020		*** SUPERVISOR - 1ST DISTRICT ***									
		REGISTRATION	BALLOTS CAST	TURNOUT	Supervisor - District 1	Bill Santucci	Phil Ozencik				
1100-CP	1100	633	333	52.6	145	143					
1101-CP	1101	831	377	45.4	164	156					
1102-CP	1102	869	284	32.7	123	109					
1103-CP	1103	786	440	56.0	208	179					
1104-CP	1104	867	381	43.9	160	177					
1105-CP	1105	648	261	40.3	113	117					
1107-CP	1107	537	269	50.1	153	86					
1108-CP	1108	649	290	44.7	115	132					
1110-CP	1110	465	235	50.5	116	98					
1111-CP	1111	580	256	44.1	136	91					
1112-CP	1112	428	210	49.1	116	70					
1113-CP	1113	641	317	49.5	190	90					
1114-CP	1114	483	268	55.5	154	84					
1116-CP	1116	439	225	51.3	113	81					
1117-CP	1117	601	293	48.8	201	59					
1118-CP	1118	535	255	47.7	114	102					
1119-CP	1119	465	165	35.5	78	55					
1121-CP	1121	460	207	45.0	109	75					
1123-CP	1123	781	364	46.6	190	130					
1127-CP	1127	643	235	36.5	106	82					
1129-CP	1129	535	220	41.1	106	92					
1131-CP	1131	543	257	47.3	132	96					
1133-CP	1133	661	251	38.0	113	104					
1135-CP	1135	584	333	57.0	176	107					
1137-CP	1137	745	467	62.7	248	160					
1138-CP	1138	427	188	44.0	91	68					
1139-CP	1139	443	237	53.5	156	55					
1143-CP	1143	530	262	49.4	106	121					
1145-CP	1145	472	205	43.4	113	71					
1147-CP	1147	766	392	51.2	187	149					
1149-CP	1149	813	373	45.9	184	138					
1167-CP	1167	338	96	28.4	41	39					
1171-CP	1171	987	618	62.6	264	270					
1181-CP	1181	686	400	58.3	227	121					
1183-CP	1183	878	527	60.0	221	243					
1185-CP	1185	536	309	57.6	158	108					
1187-CP	1187	632	372	58.9	159	154					
1601-CP	1601	261	152	58.2	102	31					
1603-CP	1603	535	308	57.6	176	97					
1605-CP	1605	294	158	53.7	102	34					
61100-MB	1100	1	1	100.0							
61103-MB	1103	0	0	0.0	0	0					
61116-MB	1116	149	107	71.8	41	47					
61118-MB	1118	93	66	71.0	31	29					
61151-MB	1151	3	2	66.7							
61161-MB	1161	208	129	62.0	52	59					
61170-MB	1170B	235	145	61.7	85	39					
61172-MB	1172	113	83	73.5	40	36					
61651-MB	1651	10	8	80.0							
61653-MB	1653	8	6	75.0							
61655-MB	1655	28	17	60.7	6	8					
61657-MB	1657	174	107	61.5	29	68					
661170-MB	1170A	0	0	0.0	0	0					
ABSENTEE TOTALS		25029	3968	15.9	2092	1456					
GRAND TOTALS		25029	16429	65.6	8252	6123					

GUBERNATORIAL GENERAL ELECTION, NOVEMBER 8, 1994

021 ***GRAND TOTALS	* * * SUPERVISOR - 2ND DISTRICT * * *															
	REGISTRATION	BALLOTS CAST	TURNOUT		Supervisor - Karen Green District 2	Robert M. Weygandt										
PLACER COUNTY	22908	15514	67.7		6249	7700										
4TH CONGRESSIONAL	22908	15514	67.7		6249	7700										
1ST SENATE	22908	15514	67.7		6249	7700										
4TH ASSEMBLY	22908	15514	67.7		6249	7700										
2ND SUPERVISORIAL 91	22908	15514	67.7		6249	7700										
LINCOLN	3705	2318	62.6		648	1527										
ROCKLIN	12047	8224	68.3		3485	3644										
UNINCORPORATED AREA	7156	4972	69.5		2116	2529										

GUBERNATORIAL GENERAL ELECTION, NOVEMBER 8, 1994

021 ***ABSENTEE TOTALS	*** SUPERVISOR - 2ND DISTRICT ***															
	REGISTRATION	BALLOTS CAST	TURNOUT	Supervisor - Darren Green 2	Robert M. Weygandt											
PLACER COUNTY	22908	3025	13.2	1083	1629											
4TH CONGRESSIONAL	22908	3025	13.2	1083	1629											
1ST SENATE	22908	3025	13.2	1083	1629											
4TH ASSEMBLY	22908	3025	13.2	1083	1629											
2ND SUPERVISORIAL 91	22908	3025	13.2	1083	1629											
LINCOLN	3705	397	10.7	92	285											
ROCKLIN	12047	1809	15.0	675	897											
UNINCORPORATED AREA	7156	819	11.4	316	447											

GUBERNATORIAL GENERAL ELECTION, NOVEMBER 8, 1994

023	*** CITY OF COLFAX - MAYOR ***													
	REGISTRATION	BALLOTS CAST	TURNOUT	Elizabeth - B. J. - Arm ando City of Colfax	Jerry L. Mullins	Warren Wegner	Norman - Norm - Ruestow							
5500-CP 5500 65550-MB 5550	714 0	369 0	51.7 0.0	121 0	54 0	122 0	53 0							
ABSENTEE TOTALS	714	85	11.9	30	14	29	9							
GRAND TOTALS	714	454	63.6	151	68	151	62							

GUBERNATORIAL GENERAL ELECTION, NOVEMBER 8, 1994

025 ***ABSENTEE TOTALS	*** CITY OF LINCOLN - SHORT TERM ***											** RECALL SEATS FROM 6/28/94 ELECTION **						
	REGISTRATION	BALLOTS CAST	TURNOUT	Recall Citizens Deann Moore Leticia E2	Paul Smith	Charles Kellar	Henry P. Gamba	Richard DeKoning	Willie Preston	Wil Cossel	Tom Cosgrove	Dennis J. Cotter						
PLACER COUNTY	3705	397	10.7	21	32	101	118	48	158	64	100	53						
4TH CONGRESSIONAL	3705	397	10.7	21	32	101	118	48	158	64	100	53						
1ST SENATE	3705	397	10.7	21	32	101	118	48	158	64	100	53						
4TH ASSEMBLY	3705	397	10.7	21	32	101	118	48	158	64	100	53						
2ND SUPERVISORIAL 91	3705	397	10.7	21	32	101	118	48	158	64	100	53						
LINCOLN	3705	397	10.7	21	32	101	118	48	158	64	100	53						

GUBERNATORIAL GENERAL ELECTION, NOVEMBER 8, 1994

025	*** CITY OF LINCOLN - SHORT TERM ***										** RECALL SEATS FROM 6/28/94 ELECTION **				
	REGISTRATION	BALLOTS CAST	TURNOUT		Recall Recap it ta ye om fe lt is n co le n2	Dean Moore	Paul Smith	Charles Kellar	Henry P. Gamba	Richard DeKoning	Willie Preston	Wil Cossel	Tom Cosgrove	Dennis J. Cotter	
2001-CP 2001	666	338	50.8		21	33	72	91	67	86	73	54	49		
2003-CP 2003	460	250	54.3		15	18	78	40	22	62	76	62	42		
2005-CP 2005	669	342	51.1		24	16	68	81	36	102	79	124	44		
2007-CP 2007	826	389	47.1		44	32	72	44	58	95	98	83	65		
2009-CP 2009	751	377	50.2		23	37	91	70	53	99	108	103	45		
62013-MB 2013	333	228	68.5		24	32	68	22	47	22	48	62	47		
ABSENTEE TOTALS	3705	397	10.7		21	32	101	118	48	158	64	100	53		
GRAND TOTALS	3705	2321	62.6		172	200	550	466	331	624	546	588	345		

GUBERNATORIAL GENERAL ELECTION, NOVEMBER 8, 1994

026 ***GRAND TOTALS	*** TOWN OF LOOMIS - TOWN COUNCIL ***															
	REGISTRATION	BALLOTS CAST	TURNOUT	Member - Steven M. Alston	Bruce Lee	Robert - Gary - Gade	Fred Weisgerber	Carl Dewing	Sandra Farinha							
PLACER COUNTY	3497	2317	66.3	643	1019	937	1003	916	891							
4TH CONGRESSIONAL	3497	2317	66.3	643	1019	937	1003	916	891							
1ST SENATE	3497	2317	66.3	643	1019	937	1003	916	891							
4TH ASSEMBLY	3497	2317	66.3	643	1019	937	1003	916	891							
4TH SUPERVISORIAL 91	3497	2317	66.3	643	1019	937	1003	916	891							
TOWN OF LOOMIS	3497	2317	66.3	643	1019	937	1003	916	891							

GUBERNATORIAL GENERAL ELECTION, NOVEMBER 8, 1994

026		*** TOWN OF LOOMIS - TOWN COUNCIL ***													
	REGISTRATION	BALLOTS CAST	TURNOUT	Member - Steven M. Alston	Bruce Lee	Robert - Gary - Gade	Fred Weisgerber	Carl Dewing	Sandra Farinha						
4300-CP 4300	411	238	57.9	60	106	93	116	96	83						
4301-CP 4301	425	216	50.8	81	82	105	75	56	86						
4303-CP 4303	458	242	52.8	79	127	95	90	122	99						
4307-CP 4307	551	286	51.9	66	144	86	111	131	119						
4311-CP 4311	652	308	47.2	80	134	133	143	93	115						
4313-CP 4313	438	199	45.4	52	98	79	80	83	92						
64301-MB 4301	4	4	100.0												
64303-MB 4303	27	13	48.1	5	7	4	5	9	6						
64305-MB 4305	347	258	74.4	68	100	109	121	107	83						
64354-MB 4354	81	66	81.5	16	29	33	34	21	20						
64356-MB 4356	103	72	69.9	15	30	20	38	34	25						
ABSENTEE TOTALS	3497	415	11.9	121	160	178	188	162	161						
GRAND TOTALS	3497	2317	66.3	643	1019	937	1003	916	891						

GUBERNATORIAL GENERAL ELECTION, NOVEMBER 8, 1994

027		*** TRUCKEE TAHOE AIRPORT ***									
	REGISTRATION	BALLOTS CAST	TURNOUT	Dir Ter cut co kr e T a h o e A i r p o r t	Ken A l a r c o n	G a r y D . M a i l a n d e r	R i c h a r d M . S t u d e r	D o n a l d A . B e d a r d	B a r b a r a K . N o r t h r o p	L o u R e i n k e n s	
5904-CP 5904	725	319	44.0	56	27	48	96	114	67		
5908-CP 5908	847	373	44.0	64	32	49	90	107	121		
5910-CP 5910	605	233	38.5	28	14	39	73	86	69		
5912-CP 5912	929	397	42.7	39	18	65	130	155	136		
5918-CP 5918	608	239	39.3	28	11	28	63	102	79		
5920-CP 5920	853	333	39.0	31	18	51	88	161	87		
5922-CP 5922	723	277	38.3	25	14	33	92	89	93		
5924-CP 5924	601	270	44.9	33	7	26	87	100	95		
5926-CP 5926	580	253	43.6	37	17	40	66	65	85		
65851-MB 5851	0	0	0.0	0	0	0	0	0	0		
65853-MB 5853	103	64	62.1	5	6	19	15	17	14		
65950-MB 5950	339	235	69.3	40	20	53	67	100	58		
65952-MB 5952	30	20	66.7	5	1	5	6	8	8		
665853-MB 5853D	4	2	50.0								
6665851-MB 5851D	22	13	59.1	0	0	0	3	8	3		
ABSENTEE TOTALS	6969	855	12.3	129	43	160	304	352	225		
GRAND TOTALS	6969	3883	55.7	522	228	616	1180	1464	1142		

GUBERNATORIAL GENERAL ELECTION, NOVEMBER 8, 1994

028 ***ABSENTEE TOTALS	* * * SAN JUAN WATER DISTRICT * * *														
	REGISTRATION	BALLOTS CAST	TURNOUT	D S i a r n e c J t u o a r n W a t e r D i s t r i c t	M a r k E . V e r k e	G l e n n A . M i l l e r	R o b e r t R . S u l l i v a n	D o r o t h y V . K i l g o r e	E d w a r d J . T e d C o s t a	A . E . R a n d y R a n d a l l					
PLACER COUNTY	9133	1495	16.4	527	373	227	452	578	332						
4TH CONGRESSIONAL	9133	1495	16.4	527	373	227	452	578	332						
1ST SENATE	9133	1495	16.4	527	373	227	452	578	332						
4TH ASSEMBLY	9133	1495	16.4	527	373	227	452	578	332						
1ST SUPERVISORIAL 91	355	0	0.0												
4TH SUPERVISORIAL 91	8778	1495	17.0	527	373	227	452	578	332						
ROSEVILLE	408	0	0.0												
UNINCORPORATED AREA	8725	1495	17.1	527	373	227	452	578	332						

GUBERNATORIAL GENERAL ELECTION, NOVEMBER 8, 1994

030 ***ABSENTEE TOTALS	*** PENRYN FIRE DISTRICT ***															
	REGISTRATION	BALLOTS CAST	TURNOUT	Dir Pct no rr yn Fire Dist rict 3	Shirley M. Gordon	Burke Dehant	Fred E. Penney	Barry P. Fitzpatrick	Richard D. Freeberg							
PLACER COUNTY	1705	199	11.7	117	32	96	64	84								
4TH CONGRESSIONAL	1705	199	11.7	117	32	96	64	64								
1ST SENATE	1705	199	11.7	117	32	96	64	84								
4TH ASSEMBLY	1705	199	11.7	117	32	96	64	84								
2ND SUPERVISORIAL 91	1613	199	12.3	117	32	96	84	84								
3RD SUPERVISORIAL 91	61	0	0.0	0	0	0	0	0								
4TH SUPERVISORIAL 91	31	0	0.0	0	0	0	0	0								
TOWN OF LOOMIS	31	0	0.0	0	0	0	0	0								
UNINCORPORATED AREA	1674	199	11.9	117	32	96	84	84								

GUBERNATORIAL GENERAL ELECTION, NOVEMBER 8, 1994

030		*** PENRYN FIRE DISTRICT ***									
		REGISTRATION	BALLOTS CAST	TURNOUT	Director Penryn Fire District Shirley M. Gordon	Burke Delehanty	Fred E. Penney	Barry P. Fitzpatrick	Richard D. Freeberg		
2801-CP	2801	775	482	62.2	267	100	202	150	160		
2803-CP	2803	534	278	52.1	164	74	124	81	120		
62241-MB	2241	36	27	75.0	16	6	16	10	12		
62809-MB	2809	268	193	72.0	129	49	97	68	82		
63604-MB	3604	61	40	65.6	21	9	17	13	18		
64301-MB	4301	4	4	100.0							
64303-MB	4303	27	13	48.1	4	8	3	4	4		
ABSENTEE TOTALS		1705	199	11.7	117	32	96	64	84		
GRAND TOTALS		1705	1236	72.5	718	280	556	393	482		

GUBERNATORIAL GENERAL ELECTION, NOVEMBER 8, 1994

031		*** PLACER HILLS FIRE DISTRICT & MEASURE P ***																
		REGISTRATION	BALLOTS CAST	TURNOUT	Director Placer Hills Fire e2 Cindy L. Musser	Bev McDonough	Ned J. Snyder				ADJUSTMENT OF PLACER HILLS FIRE DISTRICT YES	ASSMNT - CHARGE NO						
5700-CP	5700	598	341	57.0	61	132	229				100	213						
5701-CP	5701	541	315	58.2	70	112	179				89	198						
5702-CP	5702	621	321	51.7	68	72	189				110	188						
5703-CP	5703	660	353	53.5	81	159	197				139	195						
5704-CP	5704	424	187	44.1	52	63	119				58	109						
5705-CP	5705	458	277	60.5	67	122	176				74	181						
5804-CP	5804	300	145	48.3	39	54	85				44	91						
5901-CP	5901	754	412	54.6	115	187	235				128	243						
5905-CP	5905	800	409	51.1	110	190	270				121	258						
5907-CP	5907	588	345	58.7	112	177	233				97	219						
65571-MB	5571	281	207	73.7	40	72	136				72	128						
65890-MB	5890	24	15	62.5	5	5	6				4	8						
ABSENTEE TOTALS		6049	1006	16.6	265	364	563				278	640						
GRAND TOTALS		6049	4333	71.6	1085	1709	2617				1314	2671						

GUBERNATORIAL GENERAL ELECTION, NOVEMBER 8, 1994

032		*** SO. PLACER FIRE DISTRICT ***									
	REGISTRATION	BALLOTS CAST	TURNOUT	Director South Placer Fire 2	Garry Genzlinger Jim Robison	Donald R. Heldt					
3602-CP 3602	806	447	55.5	177	126	111					
4170-CP 4170	934	430	46.0	242	100	176					
4180-CP 4180	407	234	57.5	111	64	70					
4188-CP 4188	667	337	50.5	172	91	139					
4376-CP 4376	547	294	53.7	146	71	119					
4604-CP 4604	748	392	52.4	165	130	104					
4606-CP 4606	723	424	58.6	181	98	144					
4608-CP 4608	623	310	49.8	141	79	100					
4612-CP 4612	760	372	48.9	189	98	160					
4614-CP 4614	469	250	53.3	140	62	104					
4616-CP 4616	667	352	52.8	168	77	137					
4618-CP 4618	468	235	50.2	113	68	103					
4620-CP 4620	492	252	51.2	136	65	130					
4622-CP 4622	654	372	56.9	207	91	138					
4624-CP 4624	472	282	59.7	148	92	120					
61170-MB 1170B	235	145	61.7	69	39	54					
61172-MB 1172	113	83	73.5	39	32	29					
63600-MB 3600	114	79	69.3	35	23	29					
63602-MB 3602	108	90	83.3	49	17	27					
64072-MB 4072	711	496	69.8	282	123	237					
64090-MB 4090	14	8	57.1								
64170-MB 4170	26	15	57.7	10	6	6					
64172-MB 4172	3	0	0.0								
64182-MB 4182	409	335	81.9	152	72	132					
64356-MB 4356	103	72	69.9	37	27	39					
64376-MB 4376	193	142	73.6	69	25	56					
661170-MB 1170A	0	0	0.0	0	0	0					
664170-MB 4170	0	0	0.0	0	0	0					
ABSENTEE TOTALS	11466	1900	16.6	984	475	864					
GRAND TOTALS	11466	8348	72.8	4166	2154	3331					

GUBERNATORIAL GENERAL ELECTION, NOVEMBER 8, 1994

033		*** TAHOE FOREST HOSPITAL DISTRICT ***												
		REGISTRATION	BALLOTS CAST	TURNOUT	Director Teach oor Forest Hospital E13	Ken Alarcon	Rob Eskridge	Leonard Shaheen	John R. Falk	R. E. Hiskien				
5904-CP	5904	725	319	44.0	64	127	124	134	84					
5908-CP	5908	847	373	44.0	83	141	139	143	98					
5910-CP	5910	605	233	38.5	43	116	99	116	53					
5912-CP	5912	929	397	42.7	82	160	191	181	116					
5918-CP	5918	608	239	39.3	48	95	105	112	75					
5920-CP	5920	853	333	39.0	71	133	136	125	94					
5922-CP	5922	723	277	38.3	53	106	121	117	66					
5924-CP	5924	601	270	44.9	55	100	113	122	62					
5926-CP	5926	580	253	43.6	51	86	108	97	62					
65610-MB	5610	0	0	0.0	0	0	0	0	0					
65853-MB	5853	103	64	62.1	13	24	21	26	16					
65950-MB	5950	339	235	69.3	52	109	99	98	94					
65952-MB	5952	30	20	66.7	8	10	6	11	9					
665853-MB	5853D	4	2	50.0										
665851-MB	5851D	22	13	59.1	2	3	3	3	9					
ABSENTEE TOTALS		6969	855	12.3	197	379	408	413	253					
GRAND TOTALS		6969	3883	55.7	823	1589	1675	1700	1093					

GUBERNATORIAL GENERAL ELECTION, NOVEMBER 8, 1994

034 ***ABSENTEE TOTALS	CITRUS HEIGHTS IRRIGATION DISTRICT * * * * * DIVISIONS 2 AND 3 * * * * *																
	REGISTRATION	BALLOTS CAST	TURNOUT	D C i r c u t s o r H e i g h t s I r r i g a t i o n 2	H e n r y I n g r a m	J o y D i a n e A h r e n s	D o n W e r v e	D C i r c u t s o r H e i g h t s I r r i g a t i o n 3	P . R o s s G o r m a n	J o h n F . P a d d e n	D a v i d Z w e i g	T a m i K . H o m e n					
PLACER COUNTY	498	0	0.0		0	0	0		0	0	0	0					
4TH CONGRESSIONAL	498	0	0.0		0	0	0		0	0	0	0					
1ST SENATE	498	0	0.0		0	0	0		0	0	0	0					
4TH ASSEMBLY	498	0	0.0		0	0	0		0	0	0	0					
1ST SUPERVISORIAL 91	498	0	0.0		0	0	0		0	0	0	0					
ROSEVILLE	150	0	0.0		0	0	0		0	0	0	0					
UNINCORPORATED AREA	348	0	0.0		0	0	0		0	0	0	0					

GUBERNATORIAL GENERAL ELECTION, NOVEMBER 8, 1994

034	CITRUS HEIGHTS IRRIGATION DISTRICT * * * * * DIVISIONS 2 AND 3 * * * * *															
	REGISTRATION	BALLOTS CAST	TURNOUT	D C i r c u t s o r H e i g h t s I r r i g a t i o n 2	H e n r y I n g r a m	J o y D i a n e A h r e n s	D o n W e r v e	D C i r c u t s o r H e i g h t s I r r i g a t i o n 3	P R o s s G o r m a n	J o h n F P a d d e n	D a v i d Z w e i g	T a m i K H o m e n				
61100-MB 1100	1	1	100.0													
61116-MB 1116	149	107	71.8	61	11	12	15	3	34	19						
61170-MB 1170B	235	145	61.7	84	21	15	14	11	73	16						
61172-MB 1172	113	83	73.5	51	11	8	9	5	40	10						
ABSENTEE TOTALS	498	0	0.0	0	0	0	0	0	0	0						
GRAND TOTALS	498	336	67.5	197	43	35	38	19	148	45						

GUBERNATORIAL GENERAL ELECTION, NOVEMBER 8, 1994

035 ***ABSENTEE TOTALS	*** AUBURN REC. & PARK DISTRICT ***									
	REGISTRATION	BALLOTS CAST	TURNOUT	D i A r e b c u t r o n r A r e a R e c & P a r k 2	D o t t y - D e a n - E s t r a d a	R a l p h J - S w a n n	R o b i n L e e	J e r r y 	B r y a n 	P e g g y C h a s e
PLACER COUNTY	22561	4313	19.1	576	1815	1030	1063	987	613	
4TH CONGRESSIONAL	22561	4313	19.1	576	1815	1030	1063	987	613	
1ST SENATE	22561	4313	19.1	576	1815	1030	1063	987	613	
4TH ASSEMBLY	22561	4313	19.1	576	1815	1030	1063	987	613	
2ND SUPERVISORIAL 91	0	0	0.0	0	0	0	0	0	0	
3RD SUPERVISORIAL 91	17928	3462	19.3	489	1445	829	858	793	503	
5TH SUPERVISORIAL 91	4633	851	18.4	87	370	201	205	194	110	
AUBURN	7439	1446	19.4	206	658	390	411	371	193	
UNINCORPORATED AREA	15122	2867	19.0	370	1157	640	652	616	420	

GUBERNATORIAL GENERAL ELECTION, NOVEMBER 8, 1994

037 ***GRAND TOTALS	*** TRUCKEE DONNER P.U.D. ***														
	REGISTRATION	BALLOTS CAST	TURNOUT		Dir Terc ut co kr e Donner P.U. .DE. 2	Bill S at m ar y	Pat r i c i a S . S u t t o n	J o h n H . B a i l e y	R o n H e m i g						
PLACER COUNTY	339	235	69.3		72	100	77	101							
4TH CONGRESSIONAL	339	235	69.3		72	100	77	101							
1ST SENATE	339	235	69.3		72	100	77	101							
4TH ASSEMBLY	339	235	69.3		72	100	77	101							
5TH SUPERVISORIAL 91	339	235	69.3		72	100	77	101							
UNINCORPORATED AREA	339	235	69.3		72	100	77	101							

GUBERNATORIAL GENERAL ELECTION, NOVEMBER 8, 1994

039 ***GRAND TOTALS	* * * STATE PROPOSITIONS 181 & 183 THRU 185 * * *													
	REGISTRATION	BALLOTS CAST	TURNOUT	PROPOSITIONS 181 & 183 YES	NO	PROPOSITIONS 184 & 185 YES	NO	SENATE YES	NO	ASSEMBLY YES	NO	PROPOSITIONS 181 & 183 YES	NO	
PLACER COUNTY	114498	77787	67.9	22945	50621	47915	24389	57478	17686	11469	63177			
4TH CONGRESSIONAL	114498	77787	67.9	22945	50621	47915	24389	57478	17686	11469	63177			
1ST SENATE	114498	77787	67.9	22945	50621	47915	24389	57478	17686	11469	63177			
4TH ASSEMBLY	114498	77787	67.9	22945	50621	47915	24389	57478	17686	11469	63177			
1ST SUPERVISORIAL 91	25029	16463	65.8	5014	10509	9997	5258	12188	3698	2409	13354			
2ND SUPERVISORIAL 91	22908	15524	67.8	4300	10391	9413	5072	11683	3329	1921	12965			
3RD SUPERVISORIAL 91	21706	15164	69.9	4552	9744	9360	4641	11053	3558	2404	12099			
4TH SUPERVISORIAL 91	23100	16287	70.5	4744	10694	10181	5018	12408	3388	2401	13270			
5TH SUPERVISORIAL 91	21755	14349	66.0	4335	9283	8964	4400	10146	3713	2334	11489			
AUBURN	7456	5213	69.9	1705	3172	3271	1520	3695	1335	988	3971			
COLFAX	714	454	63.6	190	230	270	138	316	115	66	362			
LINCOLN	3705	2321	62.6	633	1508	1359	741	1742	443	259	1918			
ROCKLIN	13837	9418	68.1	2714	6250	5737	3103	7192	1979	1255	7825			
ROSEVILLE	29611	19617	66.2	6102	12377	11957	6214	14647	4298	2948	15814			
TOWN OF LOOMIS	3497	2318	66.3	632	1582	1453	720	1733	511	295	1940			
UNINCORPORATED AREA	55678	38446	69.1	10969	25502	23868	11953	28153	9005	5658	31347			

GUBERNATORIAL GENERAL ELECTION, NOVEMBER 8, 1994

039 ***ABSENTEE TOTALS	* * * STATE PROPOSITIONS 181 & 183 THRU 185 * * *													
	REGISTRATION	BALLOTS CAST	TURNOUT	PROP. & 181	NO	NO	PROPOSITIONS 183	NO	SENATE	NO	PROPOSITIONS 185	NO		
PLACER COUNTY	114498	18589	16.2	5502	12043		11884	5341	14121	3722	2773	15059		
4TH CONGRESSIONAL	114498	18589	16.2	5502	12043		11884	5341	14121	3722	2773	15059		
1ST SENATE	114498	18589	16.2	5502	12043		11884	5341	14121	3722	2773	15059		
4TH ASSEMBLY	114498	18589	16.2	5502	12043		11884	5341	14121	3722	2773	15059		
1ST SUPERVISORIAL 91	25029	4009	16.0	1253	2506		2497	1181	3020	815	613	3208		
2ND SUPERVISORIAL 91	22908	3031	13.2	786	2084		1893	941	2313	607	372	2545		
2ND SUPERVISORIAL 91	21706	4210	19.4	1236	2716		2662	1195	3161	857	642	3368		
4TH SUPERVISORIAL 91	23100	4011	17.4	1227	2567		2629	1107	3180	690	605	3262		
5TH SUPERVISORIAL 91	21755	3328	15.3	1000	2170		2203	917	2447	753	541	2676		
AUBURN	7456	1448	19.4	468	885		936	390	1069	312	248	1131		
COLFAX	714	85	11.9	33	44		56	19	61	20	9	70		
LINCOLN	3705	398	10.7	95	270		226	133	314	57	43	332		
ROCKLIN	13837	2098	13.2	576	1422		1313	661	1617	418	287	1748		
ROSEVILLE	29611	5141	17.4	1630	3202		3220	1511	3929	997	786	4129		
TOWN OF LOOMIS	3497	415	11.9	123	278		263	125	321	79	50	350		
UNINCORPORATED AREA	55678	9004	16.2	2577	5942		5870	2502	6810	1839	1350	7299		

GUBERNATORIAL GENERAL ELECTION, NOVEMBER 8, 1994

039		*** STATE PROPOSITIONS 181 & 183 THRU 185 ***														
		REGISTRATION	BALLOTS CAST	TURNOUT	PROPOSITION 181: YES	PROPOSITION 181: NO	PROPOSITION 183: YES	PROPOSITION 183: NO	PROPOSITION 185: YES	PROPOSITION 185: NO	PROPOSITION 181: YES	PROPOSITION 181: NO	PROPOSITION 183: YES	PROPOSITION 183: NO	PROPOSITION 185: YES	PROPOSITION 185: NO
1100-CP	1100	633	332	52.4	109	204	191	120	229	92	63	252				
1101-CP	1101	831	377	45.4	109	249	217	127	272	94	56	303				
1102-CP	1102	869	284	32.7	81	186	188	75	218	62	43	226				
1103-CP	1103	786	440	56.0	115	294	249	164	332	97	63	358				
1104-CP	1104	867	381	43.9	126	238	220	143	255	116	50	320				
1105-CP	1105	648	260	40.1	92	156	138	103	167	82	48	204				
1107-CP	1107	537	269	50.1	93	155	167	78	183	71	50	205				
1108-CP	1108	649	290	44.7	104	173	171	100	203	77	38	242				
1110-CP	1110	465	235	50.5	80	148	148	79	181	48	32	196				
1111-CP	1111	580	256	44.1	94	153	152	90	181	66	34	211				
1112-CP	1112	428	210	49.1	73	130	146	47	156	48	38	164				
1113-CP	1113	641	317	49.5	101	191	181	103	193	105	59	243				
1114-CP	1114	483	268	55.5	80	173	174	77	186	71	33	223				
1116-CP	1116	439	227	51.7	71	144	133	80	161	62	40	181				
1117-CP	1117	601	293	48.8	101	166	160	94	191	79	50	214				
1118-CP	1118	535	254	47.5	72	161	162	77	203	45	41	202				
1119-CP	1119	465	164	35.3	42	108	90	56	122	33	24	130				
1121-CP	1121	460	207	45.0	81	113	120	69	134	66	41	157				
1123-CP	1123	781	364	46.6	141	199	207	120	244	98	62	284				
1127-CP	1127	643	235	36.5	93	122	128	83	160	61	48	175				
1129-CP	1129	535	220	41.1	98	106	141	56	153	57	38	168				
1131-CP	1131	543	257	47.3	61	184	162	87	201	54	29	220				
1133-CP	1133	661	251	38.0	73	168	169	68	193	50	38	205				
1135-CP	1135	584	334	57.2	89	227	201	107	258	73	47	278				
1137-CP	1137	745	467	62.7	166	277	310	126	351	106	73	370				
1138-CP	1138	427	188	44.0	55	120	116	60	136	49	20	159				
1139-CP	1139	443	237	53.5	65	157	147	64	152	71	38	188				
1143-CP	1143	530	262	49.4	69	176	161	83	196	59	30	217				
1145-CP	1145	472	204	43.2	59	132	122	70	137	59	20	172				
1147-CP	1147	766	392	51.2	118	261	236	135	319	65	58	323				
1149-CP	1149	813	373	45.9	102	253	207	143	306	58	41	325				
1167-CP	1167	338	100	29.6	27	67	59	31	79	18	17	79				
1171-CP	1171	987	618	62.6	174	409	365	220	487	118	78	520				
1181-CP	1181	686	401	58.5	112	267	243	131	333	57	47	339				
1183-CP	1183	878	527	60.0	131	371	327	166	388	123	67	444				
1185-CP	1185	536	310	57.8	83	215	195	99	244	55	38	263				
1187-CP	1187	632	368	58.2	95	256	206	141	299	61	48	306				
1601-CP	1601	261	152	58.2	31	115	95	49	107	40	19	131				
1603-CP	1603	535	308	57.6	67	229	175	113	229	70	38	257				
1605-CP	1605	294	158	53.7	40	103	87	53	88	58	13	132				
2001-CP	2001	666	338	50.8	100	217	183	127	240	79	47	275				
2003-CP	2003	460	250	54.3	64	155	147	70	174	55	30	203				
2005-CP	2005	669	342	51.1	111	207	220	87	252	74	38	277				
2007-CP	2007	826	388	47.0	108	251	226	125	292	71	41	320				
2009-CP	2009	751	377	50.2	91	250	206	138	285	73	34	318				
2071-CP	2071	533	303	56.8	71	224	184	109	223	75	25	270				
2073-CP	2073	829	410	49.5	95	297	239	150	325	77	48	349				
2201-CP	2201	513	260	50.7	80	165	160	84	191	59	39	212				
2203-CP	2203	544	294	54.0	79	199	172	105	226	59	49	227				
2207-CP	2207	544	285	52.4	110	164	179	89	210	72	30	246				
2209-CP	2209	618	324	52.4	100	213	189	118	229	86	42	275				
2211-CP	2211	502	217	43.2	67	139	136	72	160	50	29	181				
2213-CP	2213	805	431	53.5	132	274	270	136	344	80	46	373				
2217-CP	2217	523	284	54.3	80	185	162	99	208	67	25	249				
2219-CP	2219	805	499	62.0	155	308	322	133	380	105	69	402				
2221-CP	2221	887	510	57.5	131	356	300	178	402	97	67	427				
2223-CP	2223	490	228	46.5	63	157	136	83	176	44	25	193				
2225-CP	2225	496	231	46.6	61	155	124	90	176	47	20	199				
2229-CP	2229	539	215	39.9	58	134	115	72	151	49	20	174				
2231-CP	2231	856	438	51.2	119	300	266	147	335	90	47	372				
2233-CP	2233	520	217	41.7	60	149	130	76	179	33	36	172				
2235-CP	2235	684	265	38.7	73	177	159	88	207	53	31	225				
2243-CP	2243	747	436	58.4	138	277	286	114	347	82	73	344				
2247-CP	2247	817	552	67.6	166	364	349	173	423	122	91	446				
2261-CP	2261	875	508	58.1	156	339	307	179	381	117	60	438				
2601-CP	2601	584	275	47.1	44	218	151	112	212	55	14	251				
2603-CP	2603	471	291	61.8	61	223	170	110	217	70	27	259				
2701-CP	2701	564	329	58.3	81	228	191	116	217	95	37	280				
2705-CP	2705	691	375	54.3	112	243	238	109	281	84	53	308				
2801-CP	2801	775	482	62.2	127	321	260	179	345	116	55	400				
2803-CP	2803	534	278	52.1	81	185	159	104	199	72	38	234				
2903-CP	2903	870	478	54.9	148	295	296	141	316	136	83	366				

GUBERNATORIAL GENERAL ELECTION, NOVEMBER 8, 1994

039		*** STATE PROPOSITIONS 181 & 183 THRU 185 ***											
		REGISTRATION	BALLOTS CAST	TURNOUT	PROP. & 18C1LE: A PNASASIRNGBEORNDRAACILTYESNO	PERLOEPCOTSIIONISONS T1A8T3E: OFRFIECCAE LRSYESNO	SENTPERNOPEOSEINTHATIONCE1M8E4N:TYESNO	PROPORSTRIAINIS.ONG1A8S5:SALPEUSBLTIA CXYESNO					
3400-CP	3400	461	263	57.0	76	161	154	73	184	63	40	204	
3401-CP	3401	617	267	43.3	87	166	175	76	192	70	49	211	
3402-CP	3402	724	320	44.2	121	186	201	100	223	89	78	233	
3403-CP	3403	681	287	42.1	92	162	148	105	201	67	54	210	
3405-CP	3405	821	432	52.6	140	270	271	129	302	124	78	334	
3406-CP	3406	634	273	43.1	86	172	173	87	192	78	55	208	
3408-CP	3408	543	301	55.4	116	168	209	68	194	96	76	211	
3410-CP	3410	736	330	44.8	116	196	186	123	214	101	65	252	
3412-CP	3412	434	192	44.2	73	101	113	64	135	51	34	147	
3414-CP	3414	604	325	53.8	124	180	222	72	208	107	77	231	
3418-CP	3418	833	473	56.8	138	304	295	139	343	117	85	356	
3470-CP	3470	646	363	56.2	95	245	236	94	260	91	40	305	
3471-CP	3471	385	188	48.8	58	114	109	61	106	74	32	146	
3472-CP	3472	509	247	48.5	90	144	140	86	171	70	44	194	
3601-CP	3601	532	220	41.4	67	144	124	79	163	50	26	187	
3602-CP	3602	806	448	55.6	133	293	261	154	313	119	45	389	
3603-CP	3603	486	187	38.5	45	125	110	63	138	42	20	156	
3605-CP	3605	655	326	49.8	101	212	205	104	235	80	54	263	
3607-CP	3607	478	268	56.1	59	194	161	91	215	44	33	226	
3609-CP	3609	728	346	47.5	106	209	199	111	272	57	46	280	
3611-CP	3611	871	398	45.7	112	257	248	109	312	68	50	329	
3613-CP	3613	629	225	35.8	72	136	118	88	158	55	45	170	
3615-CP	3615	693	311	44.9	76	227	172	121	241	64	36	266	
3617-CP	3617	720	330	45.8	72	240	199	103	245	73	37	276	
3621-CP	3621	751	361	48.1	82	266	222	112	263	86	48	303	
3705-CP	3705	528	254	48.1	75	172	145	94	172	73	40	207	
3711-CP	3711	573	292	51.0	106	176	215	67	207	81	38	246	
3800-CP	3800	457	245	53.6	79	149	159	68	185	51	35	198	
3801-CP	3801	631	351	55.6	94	233	191	131	250	88	51	282	
3900-CP	3900	786	393	50.0	136	234	236	133	276	102	57	320	
4118-CP	4118	653	317	48.5	106	193	183	113	232	78	39	264	
4122-CP	4122	715	315	44.1	92	203	176	113	228	79	34	275	
4124-CP	4124	633	353	55.8	102	230	215	106	291	57	53	275	
4126-CP	4126	256	148	57.8	36	104	89	45	108	36	16	121	
4128-CP	4128	758	434	57.3	146	267	289	117	334	92	72	341	
4130-CP	4130	643	319	49.6	106	194	190	108	217	87	58	248	
4132-CP	4132	869	466	53.6	135	295	284	138	359	84	75	356	
4134-CP	4134	751	306	40.7	101	187	168	114	252	48	69	224	
4136-CP	4136	785	200	25.5	63	125	127	65	140	52	34	159	
4170-CP	4170	934	430	46.0	108	302	266	135	325	93	50	370	
4180-CP	4180	407	234	57.5	56	160	139	72	180	46	34	186	
4188-CP	4188	667	337	50.5	85	228	208	101	255	68	33	285	
4200-CP	4200	924	468	50.6	121	328	279	165	353	106	66	387	
4201-CP	4201	846	422	49.9	129	282	237	168	313	102	71	344	
4300-CP	4300	411	238	57.9	56	175	150	76	170	59	28	203	
4301-CP	4301	425	216	50.8	52	152	137	68	164	47	22	187	
4303-CP	4303	458	242	52.8	62	169	151	75	177	58	32	200	
4307-CP	4307	551	286	51.9	87	185	182	83	213	63	37	237	
4311-CP	4311	652	308	47.2	73	218	182	108	221	77	40	254	
4313-CP	4313	438	199	45.4	56	135	117	72	143	52	22	171	
4370-CP	4370	391	225	57.5	73	150	118	101	171	48	36	187	
4372-CP	4372	822	430	52.3	98	308	247	150	305	109	62	354	
4376-CP	4376	547	296	54.1	79	200	190	89	221	67	54	231	
4604-CP	4604	748	392	52.4	103	278	254	120	320	68	63	322	
4606-CP	4606	723	424	58.6	141	261	271	126	271	139	60	347	
4608-CP	4608	623	310	49.8	79	218	173	126	241	62	41	261	
4612-CP	4612	760	372	48.9	116	230	250	81	247	103	53	305	
4614-CP	4614	469	250	53.3	87	151	166	71	195	50	39	204	
4616-CP	4616	667	353	52.9	79	247	217	102	271	66	37	297	
4618-CP	4618	468	235	50.2	76	151	142	76	160	70	36	191	
4620-CP	4620	492	252	51.2	66	174	153	83	203	43	26	215	
4622-CP	4622	654	371	56.7	130	220	225	120	272	93	65	292	
4624-CP	4624	472	282	59.7	82	190	186	86	217	61	43	233	
5500-CP	5500	714	369	51.7	157	186	214	119	255	95	57	292	
5570-CP	5570	480	250	52.1	80	157	151	81	184	58	45	198	
5571-CP	5571	442	211	47.7	88	113	142	55	156	45	42	163	
5573-CP	5573	544	276	50.7	98	164	154	98	173	93	57	210	
5600-CP	5600	600	363	60.5	87	254	201	141	253	99	37	314	
5602-CP	5602	676	337	49.9	59	259	205	112	255	70	21	304	
5608-CP	5608	766	407	53.1	102	294	250	143	297	102	32	368	
5610-CP	5610	365	170	46.6	48	116	100	62	128	38	28	136	
5612-CP	5612	715	388	54.3	94	285	259	109	294	89	36	344	

GUBERNATORIAL GENERAL ELECTION, NOVEMBER 8, 1994

039		*** STATE PROPOSITIONS 181 & 183 THRU 185 ***									
	REGISTRATION	BALLOTS CAST	TURNOUT	PROPOSITIONS YES	NO	PERCENTAGE YES	NO	SENTENCES YES	NO	PROPOSITIONS YES	NO
64134-MB 4134	166	143	86.1	53	78	104	27	114	23	22	112
64170-MB 4170	26	15	57.7	5	10	11	4	12	3	3	12
64172-MB 4172	3	0	0.0	0	0	0	0	0	0	0	0
64182-MB 4182	409	336	82.2	90	228	204	111	276	52	51	270
64250-MB 4250	373	268	71.8	67	188	162	88	207	54	36	225
64252-MB 4252	20	15	75.0	3	11	6	7	10	4	2	12
64301-MB 4301	4	4	100.0								
64303-MB 4303	27	13	48.1	2	10	4	8	7	5	1	12
64305-MB 4305	347	258	74.4	77	170	184	55	205	46	37	212
64354-MB 4354	81	67	82.7	18	44	40	22	53	12	8	57
64356-MB 4356	103	72	69.9	26	44	43	26	57	13	15	56
64376-MB 4376	193	142	73.6	42	95	87	50	112	28	29	108
64620-MB 4620	0	0	0.0	0	0	0	0	0	0	0	0
65550-MB 5550	0	0	0.0	0	0	0	0	0	0	0	0
65570-MB 5570	95	59	62.1	24	34	37	18	46	12	11	45
65571-MB 5571	281	208	74.0	58	137	145	51	144	56	38	163
65590-MB 5590	145	114	78.6	35	73	80	30	79	30	12	99
65600-MB 5600	3	3	100.0								
65602-MB 5602	9	8	88.9								
65610-MB 5610	0	0	0.0	0	0	0	0	0	0	0	0
65623-MB 5623	134	127	94.8	33	84	80	39	102	18	14	106
65804-MB 5804	0	0	0.0	0	0	0	0	0	0	0	0
65806-MB 5806	35	13	37.1	1	11	9	4	13	0	1	11
65851-MB 5851	0	0	0.0	0	0	0	0	0	0	0	0
65853-MB 5853	103	65	63.1	28	36	50	11	43	17	20	42
65890-MB 5890	24	15	62.5	5	10	13	2	8	7	5	10
65950-MB 5950	339	235	69.3	50	171	159	62	162	66	42	183
65952-MB 5952	30	20	66.7	8	11	14	5	19	1	2	17
661170-MB 1170A	0	0	0.0	0	0	0	0	0	0	0	0
663604-MB 3604	0	0	0.0	0	0	0	0	0	0	0	0
663800-MB 3800	229	103	45.0	26	69	59	38	70	27	25	76
663805-MB 3805D	100	80	80.0	20	58	41	36	66	12	11	66
664170-MB 4170	0	0	0.0	0	0	0	0	0	0	0	0
665806-MB 5806	46	18	39.1	11	7	12	4	7	11	8	10
665851-MB 5851	66	40	60.6	10	28	27	7	27	12	5	35
665853-MB 5853D	4	2	50.0								
665851-MB 5851D	22	18	81.8	4	14	10	8	9	9	2	16
ABSENTEE TOTALS	114498	18589	16.2	5502	12043	11884	5341	14121	3722	2773	15059
GRAND TOTALS	114498	77787	67.9	22945	50621	47915	24389	57478	17686	11469	63177

GUBERNATORIAL GENERAL ELECTION, NOVEMBER 8, 1994

040 ***ABSENTEE TOTALS	*** STATE PROPOSITIONS 186 THRU 191 ***															
	REGISTRATION	BALLOTS CAST	TURNOUT	HEALTH PROVISIONS YES NO	PROPOSED YES NO	PROPOSED YES NO	PROPOSED YES NO	PROPOSED YES NO	PROPOSED YES NO	PROPOSED YES NO	PROPOSED YES NO	PROPOSED YES NO	PROPOSED YES NO	PROPOSED YES NO	PROPOSED YES NO	PROPOSED YES NO
PLACER COUNTY	114498	18589	16.2	2723	14772	12791	5227	5203	12700	14061	3115	11200	5184		10137	6247
4TH CONGRESSIONAL	114498	18589	16.2	2723	14772	12791	5227	5203	12700	14061	3115	11200	5184		10137	6247
1ST SENATE	114498	18589	16.2	2723	14772	12791	5227	5203	12700	14061	3115	11200	5184		10137	6247
4TH ASSEMBLY	114498	18589	16.2	2723	14772	12791	5227	5203	12700	14061	3115	11200	5184		10137	6247
1ST SUPERVISORIAL 91	25029	4009	16.0	581	3165	2736	1144	1165	2672	2962	715	2431	1102		2277	1320
2ND SUPERVISORIAL 91	22908	3031	13.2	404	2462	2077	872	880	2052	2332	483	1813	868		1640	1065
3RD SUPERVISORIAL 91	21706	4210	19.4	669	3234	2882	1163	1232	2789	3079	734	2460	1166		2150	1459
4TH SUPERVISORIAL 91	23100	4011	17.4	481	3344	2851	1050	987	2899	3107	639	2444	1122		2339	1209
5TH SUPERVISORIAL 91	21755	3328	15.3	588	2567	2245	998	939	2288	2581	544	2052	926		1731	1194
AUBURN	7456	1448	19.4	243	1065	947	432	423	953	1033	269	845	380		743	491
COLFAX	714	85	11.9	11	66	48	32	33	45	70	9	45	29		36	35
LINCOLN	3705	398	10.7	72	294	265	113	165	210	293	69	225	116		185	163
ROCKLIN	13837	2098	15.2	275	1729	1460	593	547	1494	1646	321	1285	588		1196	682
ROSEVILLE	29611	5141	17.4	691	4130	3538	1453	1388	3547	3840	902	3115	1437		2971	1636
TOWN OF LOOMIS	3497	415	11.9	65	330	291	112	138	269	314	79	238	134		205	167
UNINCORPORATED AREA	55678	9004	16.2	1366	7138	6242	2492	2509	6182	6865	1466	5447	2500		4801	3073

GUBERNATORIAL GENERAL ELECTION, NOVEMBER 8, 1994

040 ***GRAND TOTALS	*** STATE PROPOSITIONS 186 THRU 191 ***																
	REGISTRATION	BALLOTS CAST	TURNOUT	NO	HEALTH PROVISIONS	NO	PRIOR LEGISLATION	NO	PROPOSITIONS	NO	PROPOSITIONS	NO	PROPOSITIONS	NO	PROPOSITIONS	NO	
					YES		YES		YES		YES		YES		YES		
PLACER COUNTY	114498	77787	67.9		12266	61330	52330	23380	20817	54356	56219	16108	44122	24330		39994	28729
4TH CONGRESSIONAL	114498	77787	67.9		12266	61330	52330	23380	20817	54356	56219	16108	44122	24330		39994	28729
1ST SENATE	114498	77787	67.9		12266	61330	52330	23380	20817	54356	56219	16108	44122	24330		39994	28729
4TH ASSEMBLY	114498	77787	67.9		12266	61330	52330	23380	20817	54356	56219	16108	44122	24330		39994	28729
1ST SUPERVISORIAL 91	25029	16463	65.8		2548	12940	10827	5135	4401	11416	11668	3564	9362	5113		8727	6008
2ND SUPERVISORIAL 91	22908	15524	67.8		2131	12525	10483	4606	4310	10684	11273	3148	8739	4965		7877	
3RD SUPERVISORIAL 91	21706	15164	69.9		2704	11548	10097	4627	4177	10468	10818	3173	8522	4683		7530	
4TH SUPERVISORIAL 91	23100	16287	70.5		2051	13507	11469	4447	3857	11955	12053	3211	9397	5017		8911	5549
4TH SUPERVISORIAL 91	21755	14349	66.0		2832	10810	9454	4565	4072	9833	10407	3012	8102	4552		6949	5636
AUBURN	7456	5213	69.9		1044	3810	3298	1734	1333	3680	3618	1157	2921	1550		2611	1792
COLFAX	714	454	63.6		94	328	281	155	178	250	316	96	246	147		194	200
LINCOLN	3705	2321	62.6		385	1739	1497	720	782	1403	1610	477	1219	762		1025	1028
ROCKLIN	13837	9418	68.1		1237	7723	6413	2781	2283	6874	7009	1840	5442	2934		5077	3329
ROSEVILLE	29611	19617	66.2		2887	15648	13075	6017	4971	13953	14107	4115	11183	6092		10618	6908
TOWN OF LOOMIS	3497	2318	66.3		311	1880	1600	649	659	1569	1649	513	1305	751		1131	961
UNINCORPORATED AREA	55678	38446	69.1		6308	30202	26166	11324	10611	26627	27910	7910	21806	12094		19338	14511

GUBERNATORIAL GENERAL ELECTION, NOVEMBER 8, 1994

*** STATE PROPOSITIONS 186 THRU 191 ***

040		*** STATE PROPOSITIONS 186 THRU 191 ***														
		REGISTRATION	BALLOTS CAST	TURNOUT	HEALTH PROVISIONS	PROPOSED	PROPOSED	PROPOSED	PROPOSED	PROPOSITION	PROPOSITION	PROPOSITION	PROPOSITION	PROPOSITION	PROPOSITION	
		YES	NO	YES	NO	YES	NO	YES	NO	YES	NO	YES	NO	YES	NO	
3400-CP	3400	461	263	57.0	34	205	176	80	58	191	173	66	147	70	134	76
3401-CP	3401	617	267	43.3	60	193	184	77	65	197	193	62	151	88	130	102
3402-CP	3402	724	320	44.2	88	217	189	125	90	225	207	93	169	117	154	130
3403-CP	3403	681	287	42.1	55	203	176	94	96	173	193	60	143	92	129	112
3405-CP	3405	821	432	52.6	88	312	276	140	112	298	288	103	244	121	227	136
3406-CP	3406	634	273	43.1	54	207	169	98	71	193	193	66	168	76	135	107
3408-CP	3408	543	301	55.4	82	199	162	132	45	253	191	89	172	95	152	101
3410-CP	3410	736	330	44.8	86	227	188	134	101	219	217	93	181	109	139	137
3412-CP	3412	434	192	44.2	59	119	118	68	52	132	133	46	101	67	91	72
3414-CP	3414	604	325	53.8	81	222	186	130	75	239	215	80	184	90	171	99
3418-CP	3418	833	473	56.8	62	383	314	140	74	384	350	85	244	152	256	137
3470-CP	3470	646	363	56.2	68	277	251	106	103	249	258	77	197	118	177	137
3471-CP	3471	385	188	48.8	37	138	110	72	46	137	121	51	96	70	81	83
3472-CP	3472	509	247	48.5	50	180	152	88	76	161	155	71	119	93	111	96
3601-CP	3601	532	220	41.4	45	161	157	53	74	140	160	50	117	83	104	93
3602-CP	3602	806	448	55.6	58	377	275	165	123	318	317	105	259	143	230	171
3603-CP	3603	486	187	38.5	41	134	127	52	79	97	134	39	97	66	84	76
3605-CP	3605	655	326	49.8	54	257	204	113	108	207	229	78	195	97	151	138
3607-CP	3607	478	268	56.1	40	221	195	71	74	189	198	57	155	88	142	100
3609-CP	3609	728	346	47.5	51	266	231	104	86	242	255	64	190	110	174	123
3611-CP	3611	871	398	45.7	67	304	292	86	101	271	287	67	227	112	214	131
3613-CP	3613	629	225	35.8	75	142	140	83	95	124	158	48	106	80	89	97
3615-CP	3615	693	311	44.9	50	249	218	90	90	216	220	72	184	97	139	134
3617-CP	3617	720	330	45.8	47	266	236	90	87	235	230	73	177	110	163	127
3621-CP	3621	751	361	48.1	62	283	255	101	93	261	267	77	201	121	160	165
3705-CP	3705	528	254	48.1	47	194	170	78	83	167	177	59	135	92	123	111
3711-CP	3711	573	292	51.0	52	232	208	80	75	214	218	58	169	95	149	109
3800-CP	3800	457	245	53.6	48	179	149	88	55	181	162	62	124	84	111	96
3801-CP	3801	631	351	55.6	59	275	230	115	93	250	241	87	173	131	156	145
3900-CP	3900	786	393	50.0	62	305	265	121	126	256	265	98	219	120	200	144
4118-CP	4118	653	317	48.5	59	245	205	108	87	229	232	68	183	99	158	127
4122-CP	4122	715	315	44.1	58	246	216	93	91	216	243	60	181	110	150	142
4124-CP	4124	633	353	55.8	35	298	260	85	104	237	268	63	189	118	206	98
4126-CP	4126	256	148	57.8	19	116	95	44	37	102	96	33	84	36	91	39
4128-CP	4128	758	434	57.3	46	370	305	125	85	341	319	96	257	126	242	139
4130-CP	4130	643	319	49.6	39	267	220	93	53	261	229	69	181	102	181	109
4132-CP	4132	869	466	53.6	51	400	324	133	85	370	352	73	256	142	255	139
4134-CP	4134	751	306	40.7	36	261	218	86	71	230	236	57	154	115	156	113
4136-CP	4136	785	200	25.5	17	174	129	67	26	168	138	51	112	67	112	67
4170-CP	4170	934	430	46.0	54	363	317	106	88	336	326	85	244	139	228	152
4180-CP	4180	407	234	57.5	19	198	184	42	36	187	167	47	120	78	124	83
4188-CP	4188	667	337	50.5	36	279	237	89	79	243	241	65	199	92	174	122
4200-CP	4200	924	468	50.6	66	386	320	141	103	355	323	126	258	167	242	194
4201-CP	4201	846	422	49.9	76	332	269	147	121	292	298	109	220	163	203	189
4300-CP	4300	411	238	57.9	29	198	161	69	69	160	157	63	137	73	120	95
4301-CP	4301	425	216	50.8	23	181	155	54	64	143	156	45	107	78	106	96
4303-CP	4303	458	242	52.8	24	206	166	69	60	173	182	43	136	76	128	92
4307-CP	4307	551	286	51.9	43	221	198	76	87	180	204	61	157	94	135	121
4311-CP	4311	652	308	47.2	33	260	205	96	84	217	196	93	165	108	129	151
4313-CP	4313	438	199	45.4	32	159	139	58	62	131	132	57	106	78	96	84
4370-CP	4370	391	225	57.5	34	184	171	48	65	156	155	60	116	86	109	88
4372-CP	4372	822	430	52.3	60	355	291	133	103	322	304	106	242	145	215	167
4376-CP	4376	547	296	54.1	41	243	212	81	70	219	224	51	170	86	170	82
4604-CP	4604	748	392	52.4	54	327	300	85	88	291	287	86	218	134	237	117
4606-CP	4606	723	424	58.6	56	352	289	126	94	321	287	110	229	147	234	141
4608-CP	4608	623	310	49.8	34	262	227	78	66	238	219	75	170	109	156	126
4612-CP	4612	760	372	48.9	48	306	262	106	73	293	269	77	219	111	215	110
4614-CP	4614	469	250	53.3	35	206	187	58	45	197	183	51	142	77	148	66
4616-CP	4616	667	353	52.9	34	299	261	82	100	241	266	58	189	106	180	120
4618-CP	4618	468	235	50.2	39	187	150	81	63	168	164	59	139	73	147	67
4620-CP	4620	492	252	51.2	27	215	187	62	71	176	190	54	146	76	126	96
4622-CP	4622	654	371	56.7	47	312	266	98	78	281	268	69	218	102	218	108
4624-CP	4624	472	282	59.7	33	241	202	77	63	214	193	72	169	88	151	103
5500-CP	5500	714	369	51.7	83	262	233	123	145	205	246	87	201	118	158	165
5570-CP	5570	480	250	52.1	45	195	170	69	71	167	192	42	137	77	129	92
5571-CP	5571	442	211	47.7	55	154	147	61	66	143	159	42	116	74	97	84
5573-CP	5573	544	276	50.7	66	192	169	102	89	176	186	73	149	96	125	124
5600-CP	5600	600	363	60.5	77	275	256	103	131	224	246	96	192	132	171	149
5602-CP	5602	676	337	49.9	66	251	232	93	145	178	233	78	187	107	138	157
5608-CP	5608	766	407	53.1	57	334	287	111	141	255	278	104	226	144	189	187
5610-CP	5610	365	170	46.6	43	121	124	43	79	87	118	44	92	63	77	84
5612-CP	5612	715	388	54.3	66	312	272	112	98	282	305	69	229	124	212	142

GUBERNATORIAL GENERAL ELECTION, NOVEMBER 8, 1994

040		*** STATE PROPOSITIONS 186 THRU 191 ***														
		REGISTRATION	BALLOTS CAST	TURNOUT	HEALTH PROVISIONS	PROLIFERATION	PROPOSITION	PROPOSITION	PROPOSITION	PROPOSITION	PROPOSITION	PROPOSITION	PROPOSITION	PROPOSITION	PROPOSITION	PROPOSITION
		N	N	%	N	N	N	N	N	N	N	N	N	N	N	N
1100-CP	1100	633	332	52.4	45	269	222	99	65	258	224	89	189	109	192	101
1101-CP	1101	831	377	45.4	66	291	268	104	124	241	286	69	217	115	177	161
1102-CP	1102	869	284	32.7	47	221	186	88	46	228	200	61	165	85	159	89
1103-CP	1103	786	440	56.0	51	364	280	145	114	308	308	103	226	167	217	177
1104-CP	1104	867	381	43.9	53	312	248	127	149	227	271	95	207	144	197	156
1105-CP	1105	648	260	40.1	54	192	134	119	101	148	179	67	140	91	118	121
1107-CP	1107	537	269	50.1	57	198	169	91	65	198	179	69	140	99	156	90
1108-CP	1108	649	290	44.7	75	193	171	106	85	192	191	76	156	94	140	119
1110-CP	1110	465	235	50.5	44	184	161	69	70	161	164	61	134	86	142	80
1111-CP	1111	580	256	44.1	56	188	150	102	73	177	168	75	129	103	133	98
1112-CP	1112	428	210	49.1	28	175	152	58	49	161	152	48	127	63	114	74
1113-CP	1113	641	317	49.5	70	234	176	131	87	216	187	99	164	105	171	104
1114-CP	1114	483	268	55.5	35	213	189	71	64	194	182	70	158	88	148	96
1116-CP	1116	439	227	51.7	26	193	145	79	47	177	154	58	130	71	127	70
1117-CP	1117	601	293	48.8	52	216	187	95	76	197	185	65	144	86	143	108
1118-CP	1118	535	254	47.5	28	217	172	74	47	197	194	42	153	70	144	81
1119-CP	1119	465	164	35.3	26	123	95	61	53	101	114	38	95	44	72	73
1121-CP	1121	460	207	45.0	50	145	108	94	58	144	133	60	113	70	109	79
1123-CP	1123	781	364	46.6	82	259	219	134	113	228	227	105	195	114	183	173
1127-CP	1127	643	235	36.5	52	158	123	99	82	135	144	64	116	79	117	117
1129-CP	1129	535	220	41.1	64	141	117	96	69	139	129	72	127	67	98	98
1131-CP	1131	543	257	47.3	45	202	174	79	74	179	203	47	165	76	136	103
1133-CP	1133	661	251	38.0	52	187	175	70	69	169	184	44	137	86	125	106
1135-CP	1135	584	334	57.2	33	283	225	104	52	275	241	73	185	98	177	106
1137-CP	1137	745	467	62.7	49	387	320	136	107	349	316	119	280	138	271	146
1138-CP	1138	427	188	44.0	28	150	137	46	44	136	125	50	117	46	102	70
1139-CP	1139	443	237	53.5	46	182	156	73	75	150	163	57	153	59	141	74
1143-CP	1143	530	262	49.4	38	207	166	88	51	195	177	60	143	84	132	98
1145-CP	1145	472	204	43.2	41	148	124	70	67	131	140	50	116	68	93	95
1147-CP	1147	766	392	51.2	58	305	258	114	91	282	301	67	213	133	219	133
1149-CP	1149	813	373	45.9	58	298	281	83	98	265	275	70	201	129	197	141
1167-CP	1167	338	100	29.6	14	77	65	29	24	73	72	21	53	34	43	43
1171-CP	1171	987	618	62.6	61	526	417	187	107	492	483	97	349	195	321	232
1181-CP	1181	686	401	58.5	39	345	274	121	100	294	291	85	219	131	202	146
1183-CP	1183	878	527	60.0	59	441	365	149	114	385	358	111	283	157	269	194
1185-CP	1185	536	310	57.8	44	257	205	102	55	250	236	60	171	107	168	108
1187-CP	1187	632	368	58.2	44	304	254	101	101	252	268	77	205	117	197	131
1601-CP	1601	261	152	58.2	17	116	86	57	42	102	94	48	97	39	81	55
1603-CP	1603	535	308	57.6	31	258	211	89	103	194	214	73	158	116	144	135
1605-CP	1605	294	158	53.7	37	106	82	62	51	93	85	48	79	52	60	73
2001-CP	2001	666	338	50.8	66	242	207	108	107	201	202	97	156	132	150	157
2003-CP	2003	460	250	54.3	37	183	161	72	82	147	168	48	117	80	95	116
2005-CP	2005	669	342	51.1	63	246	205	126	109	218	234	72	168	126	165	144
2007-CP	2007	826	388	47.0	64	286	249	123	129	236	278	70	196	136	155	188
2009-CP	2009	751	377	50.2	61	291	243	122	125	235	253	88	201	128	156	178
2071-CP	2071	533	303	56.8	43	247	224	73	119	177	222	62	160	116	124	161
2073-CP	2073	829	410	49.5	56	328	273	114	116	269	271	99	217	142	200	179
2201-CP	2201	513	260	50.7	33	219	192	61	78	176	186	60	164	74	162	78
2203-CP	2203	544	294	54.0	39	240	199	90	57	230	207	72	166	91	162	101
2207-CP	2207	544	285	52.4	37	235	193	88	64	219	208	56	172	87	161	94
2209-CP	2209	618	324	52.4	58	248	213	104	110	206	235	74	189	104	173	121
2211-CP	2211	502	217	43.2	44	167	129	85	69	143	170	37	131	68	113	86
2213-CP	2213	805	431	53.5	45	369	285	138	81	339	332	76	247	137	239	143
2217-CP	2217	523	284	54.3	36	226	194	72	36	235	209	59	157	94	141	103
2219-CP	2219	805	499	62.0	62	416	322	164	96	387	344	123	297	139	283	149
2221-CP	2221	887	510	57.5	56	416	368	130	101	397	382	100	309	146	290	156
2223-CP	2223	490	228	46.5	30	185	163	57	56	163	167	46	131	73	113	92
2225-CP	2225	496	231	46.6	45	166	156	63	81	141	153	53	107	95	102	107
2229-CP	2229	539	215	39.9	46	150	135	67	100	100	137	51	110	67	100	89
2231-CP	2231	856	438	51.2	63	347	300	122	132	285	323	83	246	142	219	175
2233-CP	2233	520	217	41.7	30	176	152	61	60	154	169	39	120	76	103	88
2235-CP	2235	684	265	38.7	23	232	201	62	72	188	201	49	153	80	140	140
2243-CP	2243	747	436	58.4	35	384	291	137	68	360	320	86	253	125	248	148
2247-CP	2247	817	552	67.6	65	465	347	199	91	451	422	103	300	187	290	177
2261-CP	2261	875	508	58.1	47	442	363	135	104	392	395	88	280	178	275	183
2601-CP	2601	584	275	47.1	30	226	191	68	121	140	185	71	145	103	112	140
2603-CP	2603	471	291	61.8	31	254	215	75	104	184	208	70	156	117	143	130
2701-CP	2701	564	329	58.3	47	259	226	94	105	212	204	94	158	127	146	148
2705-CP	2705	691	375	54.3	57	297	238	128	109	257	273	79	214	124	195	143
2801-CP	2801	775	482	62.2	62	392	316	157	135	330	332	117	266	146	214	205
2803-CP	2803	534	278	52.1	37	232	184	92	70	205	193	76	139	115	142	112
2903-CP	2903	870	478	54.9	82	373	309	161	137	329	309	129	249	163	241	179

GUBERNATORIAL GENERAL ELECTION, NOVEMBER 8, 1994

040		*** STATE PROPOSITIONS 186 THRU 191 ***													
	REGISTRATION	BALLOTS CAST	TURNOUT	HEALTH PROVISIONS	PRISONS	PROPOSITION 186	PROPOSITION 187	PROPOSITION 188	PROPOSITION 189	PROPOSITION 190	PROPOSITION 191	PROPOSITION 192	PROPOSITION 193	PROPOSITION 194	PROPOSITION 195
	YES	NO	PERCENT	YES	NO	YES	NO	YES	NO	YES	NO	YES	NO	YES	NO
64134-MB 4134	166	143	86.1	12	123	97	43	14	124	109	22	87	37	85	36
64170-MB 4170	26	15	57.7	3	12	9	6	9	6	13	1	10	4	5	8
64172-MB 4172	3	0	0.0	0	0	0	0	0	0	0	0	0	0	0	0
64182-MB 4182	409	336	82.2	26	291	252	73	44	281	278	40	208	89	215	74
64250-MB 4250	373	268	71.8	38	219	187	78	78	181	210	42	172	70	132	110
64252-MB 4252	20	15	75.0	1	12	11	2	2	11	9	3	7	4	5	7
64301-MB 4301	4	4	100.0												
64303-MB 4303	27	13	48.1	2	10	7	6	3	10	7	4	3	8	4	8
64305-MB 4305	347	258	74.4	35	206	173	74	68	173	185	49	160	65	129	98
64354-MB 4354	81	67	82.7	18	44	50	15	11	54	55	8	41	20	38	24
64356-MB 4356	103	72	69.9	7	63	52	19	13	57	59	11	54	15	38	25
64376-MB 4376	193	142	73.6	15	120	93	47	43	92	119	17	87	41	85	41
64620-MB 4620	0	0	0.0	0	0	0	0	0	0	0	0	0	0	0	0
65550-MB 5550	0	0	0.0	0	0	0	0	0	0	0	0	0	0	0	0
65570-MB 5570	95	59	62.1	14	44	40	18	25	33	49	7	36	19	29	25
65571-MB 5571	281	208	74.0	34	169	130	73	42	160	167	33	125	62	111	71
65590-MB 5590	145	114	78.6	26	78	75	31	39	65	80	24	61	39	45	52
65600-MB 5600	3	3	100.0												
65602-MB 5602	9	8	88.9												
65610-MB 5610	0	0	0.0	0	0	0	0	0	0	0	0	0	0	0	0
65623-MB 5623	134	127	94.8	24	98	87	36	48	76	86	27	78	34	49	38
65804-MB 5804	0	0	0.0	0	0	0	0	0	0	0	0	0	0	0	0
65806-MB 5806	35	13	37.1	0	13	13	0	5	8	11	1	10	3	17	12
65851-MB 5851	0	0	0.0	0	0	0	0	0	0	0	0	0	0	0	0
65853-MB 5853	103	65	63.1	20	42	38	25	12	52	42	19	43	14	36	18
65890-MB 5890	24	15	62.5	6	9	6	9	2	13	12	2	5	9	6	7
65950-MB 5950	339	235	69.3	63	160	159	69	57	162	172	46	141	61	112	81
65952-MB 5952	30	20	66.7	6	13	16	3	5	14	15	3	12	4	13	3
661170-MB 1170A	0	0	0.0	0	0	0	0	0	0	0	0	0	0	0	0
663604-MB 3604	0	0	0.0	0	0	0	0	0	0	0	0	0	0	0	0
663800-MB 3800	229	103	45.0	23	70	66	33	25	74	73	21	48	35	42	40
663805-MB 3805D	100	80	80.0	14	62	60	18	22	54	57	16	47	25	37	33
664170-MB 4170	0	0	0.0	0	0	0	0	0	0	0	0	0	0	0	0
665806-MB 5806	46	18	39.1	8	9	8	9	7	10	8	6	8	4	4	9
665851-MB 5851	66	40	60.6	11	25	26	13	15	21	28	9	25	7	23	12
665853-MB 5853D	4	2	50.0												
665851-MB 5851D	22	18	81.8	1	17	10	8	5	13	13	5	6	10	6	8
ABSENTEE TOTALS	114498	18589	16.2	2723	14772	12791	5227	5203	12700	14061	3115	11200	5184	10137	6247
GRAND TOTALS	114498	77787	67.9	12266	61330	52330	23380	20817	54356	56219	16108	44122	24330	39994	28729

GUBERNATORIAL GENERAL ELECTION, NOVEMBER 8, 1994

041 ***GRAND TOTALS	** MEASURE H - AUBURN/BOWMAN ANNEX **										** COUNTY PORTION VOTE & CITY PORTION VOTE **									
	REGISTRATION	BALLOTS CAST	TURNOUT		B O M B E R A N N E X - A U B O R N Y E S	N O	N O	M B E O A W S M - A N H : A N N E X - A U B O R N Y E S	N O											
PLACER COUNTY	14596	10051	68.9		794	3931		2896	2083											
4TH CONGRESSIONAL	14596	10051	68.9		794	3931		2896	2083											
1ST SENATE	14596	10051	68.9		794	3931		2896	2083											
4TH ASSEMBLY	14596	10051	68.9		794	3931		2896	2083											
3RD SUPERVISORIAL 91	14550	10033	69.0		793	3914		2896	2083											
5TH SUPERVISORIAL 91	46	18	39.1		1	17														
AUBURN	7456	5197	69.7					2896	2083											
UNINCORPORATED AREA	7140	4854	68.0		794	3931														

GUBERNATORIAL GENERAL ELECTION, NOVEMBER 8, 1994

041		** MEASURE H - AUBURN/BOWMAN ANNEX **						** COUNTY PORTION VOTE & CITY PORTION VOTE **						
		REGISTRATION	BALLOTS CAST	TURNOUT	BOWMAN ANNEX - AUBURN	YES	NO	BOWMAN ANNEX - AUBURN	YES	NO				
3400-CP	3400	461	263	57.0				156	90					
3401-CP	3401	617	267	43.3				134	124					
3402-CP	3402	724	320	44.2				180	130					
3403-CP	3403	681	287	42.1				154	114					
3405-CP	3405	821	431	52.5				251	161					
3406-CP	3406	634	273	43.1				148	118					
3408-CP	3408	543	301	55.4				205	91					
3410-CP	3410	736	330	44.8				159	157					
3412-CP	3412	434	192	44.2				96	89					
3414-CP	3414	604	324	53.6				181	133					
3418-CP	3418	833	472	56.7				297	155					
3472-CP	3472	509	247	48.5	46	196								
3601-CP	3601	532	220	41.4	44	172								
3603-CP	3603	486	187	38.5	32	148								
3605-CP	3605	655	326	49.8	40	279								
3607-CP	3607	478	268	56.1	46	212								
3609-CP	3609	728	346	47.5	68	268								
3611-CP	3611	871	398	45.7	46	341								
3613-CP	3613	629	224	35.6	38	175								
3615-CP	3615	693	311	44.9	39	267								
3800-CP	3800	457	245	53.6	44	195								
3801-CP	3801	631	351	55.6	48	295								
63402-MB	3402	17	12	70.6				6	6					
63404-MB	3404	256	208	81.3				105	98					
63407-MB	3407	95	72	75.8				35	32					
63451-MB	3451	0	0	0.0				0	0					
63471-MB	3471	6	6	100.0										
63472-MB	3472	90	15	16.7	0	15								
663800-MB	3800	229	103	45.0	14	86								
663805-MB	3805D	100	80	80.0	4	75								
665806-MB	5806	46	18	39.1	1	17								
ABSENTEE TOTALS		14596	2954	20.2	284	1184		789	585					
GRAND TOTALS		14596	10051	68.9	794	3931		2896	2083					

GUBERNATORIAL GENERAL ELECTION, NOVEMBER 8, 1994

042	** MEASURE J - DRY CREEK FIRE **				*** INCREASE BOARD FROM 3 TO 5 ***											
	REGISTRATION	BALLOTS CAST	TURNOUT	INCREASE DRY CREEK FIRE BOARD FROM 3 TO 5 MEMBERS	DISTRICTS	NO.										
1601-CP 1601	261	152	58.2	101	42											
1603-CP 1603	535	308	57.6	182	117											
1605-CP 1605	294	157	53.4	87	57											
61651-MB 1651	10	8	80.0	[REDACTED]	[REDACTED]											
61653-MB 1653	8	6	75.0	[REDACTED]	[REDACTED]											
61655-MB 1655	28	17	60.7	9	6											
62191-MB 2191	40	23	57.5	17	6											
62653-MB 2653	35	24	68.6	15	9											
62655-MB 2655	24	19	79.2	8	10											
ABSENTEE TOTALS	1235	171	13.8	122	37											
GRAND TOTALS	1235	885	71.7	549	290											

GUBERNATORIAL GENERAL ELECTION, NOVEMBER 8, 1994

043		** MEASURE L - FIRE ASSESSMENT AREAS 1-6 **															
		REGISTRATION	BALLOTS CAST	TURNOUT	MEASURE 1 PROTECTIONS YES	NO	MEASURE 2 PROTECTIONS YES	NO	MEASURE 3 PROTECTIONS YES	NO	MEASURE 4 PROTECTIONS YES	NO	MEASURE 5 PROTECTIONS YES	NO	MEASURE 6 PROTECTIONS YES	NO	
2601-CP	2601	584	274	46.9	54	196											
3470-CP	3470	646	361	55.9			109	214									
3472-CP	3472	509	247	48.5					60	161							
5570-CP	5570	480	250	52.1							88	133					
5571-CP	5571	442	211	47.7							61	132					
5573-CP	5573	544	276	50.7							84	165					
5711-CP	5711	582	313	53.8					98	197							
5713-CP	5713	446	212	47.5					72	127							
5800-CP	5800	502	228	45.4									95	109			
5805-CP	5805	590	333	56.4					116	188							
63701-MB	3701	17	11	64.7					1	9							
63800-MB	3800	84	49	58.3					13	30							
65590-MB	5590	145	106	73.1							34	63					
65600-MB	5600	3	3	100.0													
65602-MB	5602	9	8	88.9													
65623-MB	5623	134	107	79.9					40	57							
65806-MB	5806	35	32	91.4					8	20							
663604-MB	3604	0	0	0.0			0	0									
663800-MB	3800	229	103	45.0					19	75							
665806-MB	5806	46	18	39.1					6	11							
665851-MB	5851	66	40	60.6											7	27	
665853-MB	5853D	4	2	50.0													
6665851-MB	5851D	22	18	81.8									5	6			
ABSENTEE TOTALS		6119	1046	17.1	14	54	29	73	167	301	91	160	44	49	0	0	
GRAND TOTALS		6119	4248	69.4	68	250	138	287	601	1177	358	653	144	171	7	29	

RESULT OF THE WRITE-IN VOTES CAST

(NOTE: This is a Tabulation of Write-in Votes Only and Not a Complete Result of Votes Cast in this Precinct)

PLACER COUNTY GUBERNATORIAL GENERAL ELECTION

NOVEMBER 8, 1994

Precinct ALL PRECINCTS

Name of Office and Candidate	VOTES RECEIVED	Name of Office and Candidate	VOTES RECEIVED	Name of Office and Candidate
THOMAS L. SAILERS (Governor).....	█	Precinct 2903		
ROBERT GIECK (Sup. 2)	82	Various Precincts		
ROBERT GIECK (Sup. 2)	27	Absentee Precincts		
Total.....	109			

17014. The precinct board shall sign and post conspicuously on the outside of the polling place a copy of the result of the votes cast. The copy shall remain posted for at least 48 hours after the official time fixed for the closing of the polls.

17024. The precinct board shall immediately transmit, unsealed, to the clerk a statement showing the result of the write-in votes cast at the polling place. It shall be open to public inspection.

29650. Every person is guilty of a misdemeanor who, in a statewide, special, or local election, does any one of the following:

- (a) Removes or defaces any posted copy of the results of votes cast within the period of 48 hours from the official time fixed for the closing of the polls; or
- (b) Delays delivery of or changes the copy of the result of votes cast which is to be delivered to the city or county clerk.

ATTEST:

Ann Mad...
Mildred Rejman

PRECINCT BOARD

POST WHITE COPY ON OUTSIDE OF POLLING PLACE AND SEND BLUE COPY TO THE CLERK IN APPROPRIATE ENVELOPE

STATE OF CALIFORNIA }
 County of Placer } ss.

CERTIFICATE OF FACTS


I, Jim McCauley, Clerk-Recorder-Registrar of Voters of the County of Placer, State of California, do hereby certify that the names of the candidates shown below were submitted to the known qualified electors of the Truckee Tahoe Airport District for the purpose of electing two (2) Directors at the General Election held on Tuesday, November 8, 1994.

The results of the official canvass conducted by this office are as follows:

	<u>PLACER COUNTY</u>	<u>NEVADA COUNTY</u>	<u>TOTAL VOTES CAST</u>
Ken Alarcon	522	500	1,022
Gary D. Mailander	228	387	615 675
Richard M. Studer	616	877	1,493
Donald A. Bedard	1,180	1,031	2,211
Barbara Northrop	1,464	1,518	2,982
Lou Reinkens	1,142	987	2,129

And that the conduct of the election and canvass of the ballots was in every respect in accordance with the election laws of the State of California.

WITNESS MY HAND AND SEAL THIS 28TH DAY OF NOVEMBER, 1994.



Jim McCauley

 JIM MCCAULEY
 PLACER COUNTY CLERK-REGISTRAR
 State of California

STATE OF CALIFORNIA)
) ss.
 County of Sacramento)

CERTIFICATE OF FACTS

I, Ernest R. Hawkins, Registrar of Voters of the County of Sacramento, State of California, do hereby certify that the names of the candidates shown below were submitted to the known qualified electors of the American River Fire Protection District for the purpose of electing four (4) Directors at the General Municipal Election held on Tuesday, November 8, 1994.

The results of the official canvass conducted by this office are as follows:

	<u>Sacramento County</u>	<u>Placer County</u>	<u>Total Votes Cast</u>
*James R. Vanderveen	26,767	44	26,811
*Charles "Chuck" Horel	19,760	46	19,806
*Mel Castle	16,257	38	16,295
*Jack McCartney	15,618	29	15,647
Brian W. Smith	14,417	21	14,438
James R. Cutright	12,460	19	12,479
Larry V. Wagner	12,310	11	12,321
Bill Hutchings	10,504	33	10,537
Robert K. Woodward	7,370	16	7,386
Nancy A. Ciancio	6,283	20	6,303
John Kroeger	6,224	13	6,237
Donald Boatright	4,587	12	4,599

And that the conduct of the election and canvass of the ballots was in every respect in accordance with the election laws of the State of California.

WITNESS MY HAND AND SEAL THIS 28TH DAY OF NOVEMBER, 1994



Ernest R. Hawkins

ERNEST R. HAWKINS
 REGISTRAR OF VOTERS
 County of Sacramento
 State of California

*Candidates elected

STATE OF CALIFORNIA)
) ss.
 County of Sacramento)

CERTIFICATE OF FACTS

I, Ernest R. Hawkins, Registrar of Voters of the County of Sacramento, State of California, do hereby certify that the names of the candidates shown below were submitted to the known qualified electors of the Citrus Heights Water District, for the purpose of electing one (1) Director to represent Division II, at the General Election held on Tuesday, November 8, 1994.

The results of the official canvas conducted by this office are as follows:

	<u>Sacramento</u> <u>County</u>	<u>Placer</u> <u>County</u>	<u>Votes</u> <u>Cast</u>
*Henry Ingram	10,141	197	10,338
Don Werve	2,976	43	3,019
Joy Diane Ahrens	2,207	35	2,242

And that the conduct of the election and canvass of the ballots was in every respect in accordance with the election laws of the State of California.

WITNESS MY HAND AND SEAL THIS 28TH DAY OF NOVEMBER, 1994



ERNEST R. HAWKINS
 REGISTRAR OF VOTERS
 County of Sacramento
 State of California



*Candidate elected

STATE OF CALIFORNIA)
) ss.
County of Sacramento)

CERTIFICATE OF FACTS

I, Ernest R. Hawkins, Registrar of Voters of the County of Sacramento, State of California, do hereby certify that the names of the candidates shown below were submitted to the known qualified electors of the ~~Cleary Heights Water District for the purpose of electing one (1) Director to represent Division III at the General Election held on Tuesday, November 8, 1994.~~

The results of the official canvass conducted by this office are as follows:

	<u>Sacramento County</u>	<u>Placer County</u>	<u>Total Votes Cast</u>
*David Zweig	8,028	148	8,176
Tami K. Homen	2,460	45	2,505
P. Ross Gorman	1,788	38	1,826
John F. Padden	1,478	19	1,497

And that the conduct of the election and canvass of the ballots was in every respect in accordance with the election laws of the State of California.

WITNESS MY HAND AND SEAL THIS 28TH DAY OF NOVEMBER, 1994



Ernest Hawkins

ERNEST R. HAWKINS
REGISTRAR OF VOTERS
County of Sacramento
State of California

*Candidate elected

STATE OF CALIFORNIA)
) ss.
County of Sacramento)

CERTIFICATE OF FACTS

I, Ernest R. Hawkins, Registrar of Voters of the County of Sacramento, State of California, do hereby certify that the names of the candidates shown below were submitted to the known qualified electors of the San Juan Water District for the purpose of electing three (3) Directors at the General Election held on Tuesday, November 8, 1994.

The results of the official canvass conducted by this office are as follows:

	<u>Sacramento</u> <u>County</u>	<u>Placer</u> <u>County</u>	<u>Total</u> <u>Votes Cast</u>
*Mark E. Verke	16,850	2,333	19,183
*Dorothy V. Kilgore	16,752	1,984	18,736
*Edward J. "Ted" Costa	16,230	2,361	18,591
Glenn A. Miller	14,399	1,628	16,027
A. E. "Randy" Randall	11,971	1,389	13,360
Robert R. Sullivan	7,243	1,010	8,253

And that the conduct of the election and canvass of the ballots was in every respect in accordance with the election laws of the State of California.

WITNESS MY HAND AND SEAL THIS 28TH DAY OF NOVEMBER, 1994



Ernest R. Hawkins

ERNEST R. HAWKINS
REGISTRAR OF VOTERS
County of Sacramento
State of California

*Candidates elected

STATE OF CALIFORNIA)
) ss.
County of Sacramento)

CERTIFICATE OF FACTS

I, Ernest R. Hawkins, Registrar of Voters of the County of Sacramento, State of California, do hereby certify that the names of the candidates shown below were submitted to the known qualified electors of Ward VII of the Sacramento Municipal Utility District for the purpose of electing one (1) Director at the General Election held on Tuesday, November 8, 1994.

The results of the official canvass conducted by this office are as follows:

	<u>Sacramento County</u>	<u>Placer County</u>	<u>Total Votes Cast</u>
*Karal D. Cottrell	16,164	84	16,248
Jerry L. Leidecker	13,983	114	14,097
Kathleen Kahrl	12,556	115	12,671

And that the conduct of the election and canvass of the ballots was in every respect in accordance with the election laws of the State of California.

WITNESS MY HAND AND SEAL THIS 28TH DAY OF NOVEMBER, 1994



Ernest R. Hawkins

ERNEST R. HAWKINS
REGISTRAR OF VOTERS
County of Sacramento
State of California

*Candidate elected

STATE OF CALIFORNIA)
) ss.
County of Sacramento)

CERTIFICATE OF FACTS

I, Ernest R. Hawkins, Registrar of Voters of the County of Sacramento, State of California, do hereby certify that the names of the candidates shown below were submitted to the known qualified electors of ~~Ward 1-10~~ of the ~~Sacramento Municipal Utility District~~ for the purpose of electing one (1) Director at the General Election held on Tuesday, November 8, 1994.

The results of the official canvass conducted by this office are as follows:

	Total Votes Cast
*Ed Smeloff	35,152
Barbara Crowley	16,797

And that the conduct of the election and canvass of the ballots was in every respect in accordance with the election laws of the State of California.

WITNESS MY HAND AND SEAL THIS 28TH DAY OF NOVEMBER, 1994



Ernest R. Hawkins
ERNEST R. HAWKINS
REGISTRAR OF VOTERS
County of Sacramento
State of California

*Candidate elected

STATE OF CALIFORNIA)
) ss.
County of Sacramento)

CERTIFICATE OF FACTS

I, Ernest R. Hawkins, Registrar of Voters of the County of Sacramento, State of California, do hereby certify that the names of the candidates shown below were submitted to the known qualified electors of Ward ~~IV~~ of the ~~Sacramento Municipal Utility District~~ for the purpose of electing one (1) Director at the General Election held on Tuesday, November 8, 1994.

The results of the official canvass conducted by this office are as follows:

	<u>Total Votes Cast</u>
*Wendy B. Reid	23,441
Manuel Alvarez	8,392
Roy Grimes	7,086
George Bradshaw	5,221
Kearse McGill	4,721

And that the conduct of the election and canvass of the ballots was in every respect in accordance with the election laws of the State of California.

WITNESS MY HAND AND SEAL THIS 28TH DAY OF NOVEMBER, 1994



Ernest R. Hawkins
ERNEST R. HAWKINS
REGISTRAR OF VOTERS
County of Sacramento
State of California

*Candidate elected

STATE OF CALIFORNIA)
) ss.
County of Sacramento)

CERTIFICATE OF FACTS

I, Ernest R. Hawkins, Registrar of Voters of the County of Sacramento, State of California, do hereby certify that the names of the candidates shown below were submitted to the known qualified electors of the Los Rios Community College District, Area 6, for the purpose of electing one (1) Governing Board Member at the General Election held on Tuesday, November 8, 1994.

The results of the official canvass conducted by this office are as follows:

VOTES CAST

*Bruce Pomer	26,252
Larry Musso	11,424
Larry E. Vigil	10,304

And that the conduct of the election and canvass of the ballots was in every respect in accordance with the election laws of the State of California.

WITNESS MY HAND AND SEAL THIS 28TH DAY OF NOVEMBER, 1994.



Ernest R. Hawkins
ERNEST R. HAWKINS
REGISTRAR OF VOTERS
County of Sacramento
State of California

*Candidate elected

STATE OF CALIFORNIA)
) ss.
County of Sacramento)

CERTIFICATE OF FACTS

I, Ernest R. Hawkins, Registrar of Voters of the County of Sacramento, State of California, do hereby certify that the names of the candidates shown below were submitted to the known qualified electors of the Los Rios Community College District, Area 2, for the purpose of electing one (1) Governing Board Member at the General Election held on Tuesday, November 8, 1994.

The results of the official canvass conducted by this office are as follows:

VOTES CAST

*Jeffrey Emmert	16,832
Pauline "Wally" Campbell	16,620
John Molina	8,883

And that the conduct of the election and canvass of the ballots was in every respect in accordance with the election laws of the State of California.

WITNESS MY HAND AND SEAL THIS 28TH DAY OF NOVEMBER, 1994.



Ernest R. Hawkins
ERNEST R. HAWKINS
REGISTRAR OF VOTERS
County of Sacramento
State of California

*Candidate elected

STATE OF CALIFORNIA)
) ss.
County of Sacramento)

CERTIFICATE OF FACTS

I, Ernest R. Hawkins, Registrar of Voters of the County of Sacramento, State of California, do hereby certify that the names of the candidates shown below were submitted to the known qualified electors of the Sacramento County portion of the Sierra Joint Community College District for the purpose of electing one (1) Governing Board Member to represent ~~Area 6~~ at the General Election held on Tuesday, November 8, 1994.

The results of the official canvass conducted by this office are as follows:

	<u>VOTES CAST</u>
Nancy B. Palmer	2,130
Jim Callaghan	1,872
Jeffrey A. Brower	897
Robert L. Ross	741

And that the conduct of the election and canvass of the ballots was in every respect in accordance with the election laws of the State of California.

WITNESS MY HAND AND SEAL THIS 28TH DAY OF NOVEMBER, 1994.



Ernest R. Hawkins
ERNEST R. HAWKINS
REGISTRAR OF VOTERS
County of Sacramento
State of California

STATE OF CALIFORNIA }
County of Placer } ss.

CERTIFICATE OF FACTS


I, Jim McCauley, Clerk-Recorder-Registrar of Voters of the County of Placer, State of California, do hereby certify that the names of the candidates shown below were submitted to the known qualified electors of Area Six of the Sierra Joint Community College District for the purpose of electing one (1) Governing Board Member at the General Election held on Tuesday, November 8, 1994.

The results of the official canvass conducted by this office are as follows:

	<u>PLACER</u> <u>COUNTY</u>	<u>SACRAMENTO</u> <u>COUNTY</u>	<u>EL DORADO</u> <u>COUNTY</u>	<u>NEVADA</u> <u>COUNTY</u>	<u>TOTAL</u> <u>VOTES CAST</u>
Jeffrey A. Brower	7,576	897	212	2,717	11,402
Nancy B. Palmer	19,894	2,130	574	8,996	31,594
Jim Callaghan	18,883	1,872	652	8,690	30,097
Robert L. Ross	6,911	741	179	5,634	13,465

And that the conduct of the election and canvass of the ballots was in every respect in accordance with the election laws of the State of California.

WITNESS MY HAND AND SEAL THIS 28TH DAY OF NOVEMBER, 1994.



Jim McCauley

JIM MCCAULEY
PLACER COUNTY CLERK-REGISTRAR
State of California

STATE OF CALIFORNIA)
) ss.
County of Sacramento)

CERTIFICATE OF FACTS

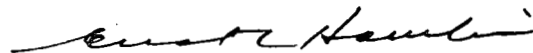
I, Ernest R. Hawkins, Registrar of Voters of the County of Sacramento, State of California, do hereby certify that the names of the candidates shown below were submitted to the known qualified electors of the Sacramento County portion of the Sierra Joint Community College District for the purpose of electing one (1) Governing Board Member to represent Area 5 at the General Election held on Tuesday, November 8, 1994.

The results of the official canvass conducted by this office are as follows:

	<u>VOTES CAST</u>
Dave Creek	3,583
Lucien (Lu) Mather	2,336

And that the conduct of the election and canvass of the ballots was in every respect in accordance with the election laws of the State of California.

WITNESS MY HAND AND SEAL THIS 28TH DAY OF NOVEMBER, 1994.



ERNEST R. HAWKINS
REGISTRAR OF VOTERS
County of Sacramento
State of California



STATE OF CALIFORNIA }
 } ss.
 County of Placer }

CERTIFICATE OF FACTS

I, Jim McCauley, Clerk-Recorder-Registrar of Voters of the County of Placer, State of California, do hereby certify that the names of the candidates shown below were submitted to the known qualified electors of Area Five of the Sierra Joint Community College District for the purpose of electing one (1) Governing Board Member at the General Election held on Tuesday, November 8, 1994.

The results of the official canvass conducted by this office are as follows:


	<u>PLACER</u> <u>COUNTY</u>	<u>SACRAMENTO</u> <u>COUNTY</u>	<u>EL DORADO</u> <u>COUNTY</u>	<u>NEVADA</u> <u>COUNTY</u>	<u>TOTAL</u> <u>VOTES CAST</u>
Lucien (Lu) Mather	23,454	2,336	749	10,597	37,136
Dave Creek	32,223	3,583	939	14,456	51,201

And that the conduct of the election and canvass of the ballots was in every respect in accordance with the election laws of the State of California.

WITNESS MY HAND AND SEAL THIS 28TH DAY OF NOVEMBER, 1994.

Jim McCauley

 JIM McCAULEY
 PLACER COUNTY CLERK-REGISTRAR
 State of California



STATE OF CALIFORNIA }
 } ss.
County of Placer }

CERTIFICATE OF FACTS


I, Jim McCauley, Clerk-Recorder-Registrar of Voters of the County of Placer, State of California, do hereby certify that the names of the candidates shown below were submitted to the known qualified electors of the Dry Creek Joint Elementary School District for the purpose of electing three (3) Governing Board Members at the General Election held on Tuesday, November 8, 1994.

The results of the official canvass conducted by this office are as follows:

	<u>PLACER</u> <u>COUNTY</u>	<u>SACRAMENTO</u> <u>COUNTY</u>	<u>TOTAL</u> <u>VOTES CAST</u>
Ray Ellis	521	359	880
Barry Stillman	1,463	1,184	2,647
Darrell E. Webster	1,042	781	1,823
Tracy Pittman	1,281	830	2,111
Diane C. Howe	1,358	854	2,212

And that the conduct of the election and canvass of the ballots was in every respect in accordance with the election laws of the State of California.

WITNESS MY HAND AND SEAL THIS 28TH DAY OF NOVEMBER, 1994.



Jim McCauley

JIM MCCAULEY
PLACER COUNTY CLERK-REGISTRAR
State of California

STATE OF CALIFORNIA)
) ss.
County of Sacramento)

CERTIFICATE OF FACTS

I, Ernest R. Hawkins, Registrar of Voters of the County of Sacramento, State of California, do hereby certify that the names of the candidates shown below were submitted to the known qualified electors of the Sacramento County portion of the Dry Creek Joint Elementary School District for the purpose of electing three (3) Governing Board Members at the General Election held on Tuesday, November 8, 1994.

The results of the official canvass conducted by this office are as follows:

	<u>VOTES</u> <u>CAST</u>
Barry Stillman	1,184
Diane C. Howe	854
Tracy Pittman	830
Darrell E. Webster	781
Ray Ellis	359

And that the conduct of the election and canvass of the ballots was in every respect in accordance with the election laws of the State of California.

WITNESS MY HAND AND SEAL THIS 28TH DAY OF NOVEMBER, 1994.



Ernest R. Hawkins

ERNEST R. HAWKINS
REGISTRAR OF VOTERS
County of Sacramento
State of California

STATE OF CALIFORNIA)
) ss.
County of Sacramento)

CERTIFICATE OF FACTS

I, Ernest R. Hawkins, Registrar of Voters of the County of Sacramento, State of California, do hereby certify that the names of the candidates shown below were submitted to the known qualified electors of the Sacramento County portion of the Roseville Joint Union High School District for the purpose of electing two (2) Governing Board Members at the General Election held on Tuesday, November 8, 1994.

The results of the official canvass conducted by this office are as follows:

	<u>VOTES CAST</u>
Jim Gardner	774
James Joiner	725
James Gill	598
Sam Al-Tawil	560
Charles J. Barsdale	348

And that the conduct of the election and canvass of the ballots was in every respect in accordance with the election laws of the State of California.

WITNESS MY HAND AND SEAL THIS 28TH DAY OF NOVEMBER, 1994.



Ernest Hawkins
ERNEST R. HAWKINS
REGISTRAR OF VOTERS
County of Sacramento
State of California

STATE OF CALIFORNIA }
County of Placer } ss.

CERTIFICATE OF FACTS


I, Jim McCauley, Clerk-Recorder-Registrar of Voters of the County of Placer, State of California, do hereby certify that the names of the candidates shown below were submitted to the known qualified electors of the Roseville Joint Union High School District for the purpose of electing two (2) Governing Board Members at the General Election held on Tuesday, November 8, 1994.

The results of the official canvass conducted by this office are as follows:

	<u>PLACER</u> <u>COUNTY</u>	<u>SACRAMENTO</u> <u>COUNTY</u>	<u>TOTAL</u> <u>VOTES CAST</u>
Sam Al-Tawil	3,829	560	4,389
Charles J. Barsdale	3,508	348	3,856
James Gill	7,025	598	7,623
Jim Gardner	7,668	774	8,442
James Joiner	9,094	725	9,819

And that the conduct of the election and canvass of the ballots was in every respect in accordance with the election laws of the State of California.

WITNESS MY HAND AND SEAL THIS 28TH DAY OF NOVEMBER, 1994.



Jim McCauley

JIM MCCAULEY
PLACER COUNTY CLERK-REGISTRAR
State of California

STATE OF CALIFORNIA)
) ss.
County of Sacramento)

CERTIFICATE OF FACTS

I, Ernest R. Hawkins, Registrar of Voters of the County of Sacramento, State of California, do hereby certify that the names of the candidates shown below were submitted to the known qualified electors of the Grant Joint Union High School District for the purpose of electing three (3) Governing Board Members at the General Election held on Tuesday, November 8, 1994.

The results of the official canvass conducted by this office are as follows:

	<u>SACRAMENTO</u> <u>COUNTY</u>	<u>PLACER</u> <u>COUNTY</u>	<u>VOTES</u> <u>CAST</u>
*Bryce J. Vernon	14,853	56	14,909
*Kevin David Haysbert	11,078	44	11,122
*Tianne Rios	10,265	33	10,298
Jackie Rose	6,917	18	6,935
Joe Contreras	6,156	25	6,181
Velma Strong	5,347	17	5,364
Willard Waddell	5,096	37	5,133
William C. Wright	4,565	22	4,587
Fred Gayle	3,687	17	3,704
Cheryl E. Grubaugh	3,660	13	3,673
William Meza-Martinez	3,260	16	3,276

And that the conduct of the election and canvass of the ballots was in every respect in accordance with the election laws of the State of California.

WITNESS MY HAND AND SEAL THIS 28TH DAY OF NOVEMBER, 1994.



Ernest R. Hawkins
ERNEST R. HAWKINS
REGISTRAR OF VOTERS
County of Sacramento
State of California

*Candidates elected

STATE OF CALIFORNIA)
) ss.
County of Sacramento)

CERTIFICATE OF FACTS

I, Ernest R. Hawkins, Registrar of Voters of the County of Sacramento, State of California, do hereby certify that the names of the candidates shown below were submitted to the known qualified electors of the Center Unified School District for the purpose of electing three (3) Governing Board Members at the General Election held on Tuesday, November 8, 1994.

The results of the official canvass conducted by this office are as follows:

	<u>SACRAMENTO</u> <u>COUNTY</u>	<u>PLACER</u> <u>COUNTY</u>	<u>VOTES</u> <u>CAST</u>
*Nancy S. Anderson	2,597	123	2,720
*Dan Reason	2,397	92	2,489
*Scott Clifford Rodowick	1,304	43	1,347
Tyrone Hicks	1,244	40	1,284
Shaun Hall	972	22	994
Jonathan E. Mathews	877	35	912
Melodie Knapp	861	46	907
Monria Stewart	861	20	881
Tom Farber	833	28	861
Rosemary Revels-Rogers	688	26	714

And that the conduct of the election and canvass of the ballots was in every respect in accordance with the election laws of the State of California.

WITNESS MY HAND AND SEAL THIS 28TH DAY OF NOVEMBER, 1994.



Ernest R. Hawkins

ERNEST R. HAWKINS
REGISTRAR OF VOTERS
County of Sacramento
State of California

*Candidates elected

STATE OF CALIFORNIA)
) ss.
County of Sacramento)

CERTIFICATE OF FACTS

I, Ernest R. Hawkins, Registrar of Voters of the County of Sacramento, State of California, do hereby certify that the names of the candidates shown below were submitted to the known qualified electors of the Sacramento County portion of the ~~Roseville Joint Union High School District~~ District for the purpose of electing two (2) Governing Board Members at the General Election held on Tuesday, November 8, 1994.

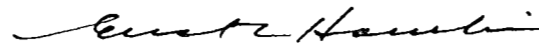
The results of the official canvass conducted by this office are as follows:

VOTES CAST

Jim Gardner	774
James Joiner	725
James Gill	598
Sam Al-Tawil	560
Charles J. Barsdale	348

And that the conduct of the election and canvass of the ballots was in every respect in accordance with the election laws of the State of California.

WITNESS MY HAND AND SEAL THIS 28TH DAY OF NOVEMBER, 1994.



ERNEST R. HAWKINS
REGISTRAR OF VOTERS
County of Sacramento
State of California



STATE OF CALIFORNIA)
) ss.
County of Sacramento)

CERTIFICATE OF FACTS


I, Ernest R. Hawkins, Registrar of Voters of the County of Sacramento, State of California, do hereby certify that the names of the candidates shown below were submitted to the known qualified electors of the Sacramento County portion of the ~~Dry Creek Joint Elementary School District~~ for the purpose of electing three (3) Governing Board Members at the General Election held on Tuesday, November 8, 1994.

The results of the official canvass conducted by this office are as follows:

	<u>VOTES</u> <u>CAST</u>
Barry Stillman	1,184
Diane C. Howe	854
Tracy Pittman	830
Darrell E. Webster	781
Ray Ellis	359

And that the conduct of the election and canvass of the ballots was in every respect in accordance with the election laws of the State of California.

WITNESS MY HAND AND SEAL THIS 28TH DAY OF NOVEMBER, 1994.



Ernest R. Hawkins
ERNEST R. HAWKINS
REGISTRAR OF VOTERS
County of Sacramento
State of California

STATE OF CALIFORNIA)
) ss.
County of Sacramento)

CERTIFICATE OF FACTS

I, Ernest R. Hawkins, Registrar of Voters of the County of Sacramento, State of California, do hereby certify that the names of the candidates shown below were submitted to the known qualified electors of the Sacramento County portion of the ~~Sierra Joint Community College District~~ District for the purpose of electing one (1) Governing Board Member to represent Area 5 at the General Election held on Tuesday, November 8, 1994.

The results of the official canvass conducted by this office are as follows:

	<u>VOTES CAST</u>
Dave Creek	3,583
Lucien (Lu) Mather	2,336

And that the conduct of the election and canvass of the ballots was in every respect in accordance with the election laws of the State of California.

WITNESS MY HAND AND SEAL THIS 28TH DAY OF NOVEMBER, 1994.

Ernest R. Hawkins

ERNEST R. HAWKINS
REGISTRAR OF VOTERS
County of Sacramento
State of California



NEVADA COUNTY, CALIFORNIA
GENERAL ELECTION
NOVEMBER 8, 1994

CUMULATIVE
EARLY VOTING SUMMARY FORMAT
Page 4

Sierra Comm. Council Area 5

DAVE BRUBAKER	2595	8002	10597	27.41	%
Write In	3815	10641	14456	37.40	%
	68	215	283	0.73	%
.....					
Total Votes Cast	9997	28653	38650		
Under Votes	3519	9775	13294	34.39	%
Over Votes	0	20	20	0.05	%

Sierra Comm. Council Area 6

ROBERT A. BROWER	710	2007	2717	7.03	%
NANCY B. PALMER	2355	6641	8996	23.27	%
Write In	2104	6586	8690	22.48	%
	1572	4062	5634	14.57	%
	49	196	245	0.63	%
.....					
Total Votes Cast	9997	28653	38650		
Under Votes	3188	9111	12299	31.82	%
Over Votes	19	50	69	0.17	%

Nevada Union H.S. Dist. Trustee Area 2

PEGGY LEVINE	3156	8778	11934	34.52	%
CAROLYN POLLOCK	3825	10850	14675	42.45	%
Write In	36	122	158	0.45	%
.....					
Total Votes Cast	9156	25408	34564		
Under Votes	2131	5631	7762	22.45	%
Over Votes	8	27	35	0.10	%

Nevada Union H.S. Dist. Trustee Area 5

TOM COX	4232	11997	16229	46.95	%
ROBERT J. HELLMAN	2482	6794	9276	26.83	%
Write In	40	132	172	0.49	%
.....					
Total Votes Cast	9156	25408	34564		
Under Votes	2394	6460	8854	25.61	%
Over Votes	8	25	33	0.09	%

Nevada Co. Bd. of Educ. Trustee Area 1
(Elect 2)

BOB ALTIERI	877	2616	3493	16.47	%
RALPH MIGLIOZZI	465	1172	1637	7.72	%
BOB STONE	1272	3527	4799	22.63	%
MARSHA R. LITKE	637	1821	2458	11.59	%
CLIFFORD LANXNER	341	809	1150	5.42	%
Write In	23	36	59	0.27	%
.....					
Total Votes Cast	5594	15610	21204		
Under Votes	1963	5595	7558	35.64	%
Over Votes	16	34	50	0.23	%

Nevada Co. Bd. of Educ. Trustee Area 2

JOHN V. 'JACK' MEEKS	1546	4087	5633	42.10	%
TERI STEWART	958	2868	3826	28.59	%
CLEVE CUNNINGHAM	321	1041	1362	10.17	%
Write In	19	56	75	0.56	%
.....					
Total Votes Cast	3521	9859	13380		
Under Votes	663	1770	2433	18.18	%
Over Votes	14	37	51	0.38	%

NEVADA COUNTY, CALIFORNIA
GENERAL ELECTION
NOVEMBER 8, 1994

CUMULATIVE
EARLY VOTING SUMMARY FORMAT
Page 7

Union Hill School Dist Governing Board
(Elect 2)

RANDY W. KEPHART	109	348	457	20.45	%
STEVEN GIARDINA	88	322	410	18.35	%
GEORGIE A. COULTER	120	376	496	22.20	%
Write In	1	2	3	0.13	%
.....					
Total Votes Cast	544	1690	2234		
Under Votes	226	640	866	38.76	%
Over Votes	0	2	2	0.09	%

Bear River Rec & Park District Director
(Elect 5)

RALPH SCHAFFARZICK	1222	3026	4248	8.36	%
LAURA BARHYDT	1419	3526	4945	9.73	%
RICHARD 'RICK' WISEMAN	1382	3623	5005	9.85	%
DUANE ZAUNER	1470	3993	5463	10.75	%
GARY D. CLARKE	1162	3066	4228	8.32	%
STEVE HOPPER	1119	3086	4205	8.28	%
Write In	48	58	106	0.20	%
.....					
Total Votes Cast	14185	36600	50785		
Under Votes	6358	16162	22520	44.34	%
Over Votes	5	60	65	0.12	%

Higgins Fire District Director
(Elect 3)

WANDA MERTENS	319	874	1193	9.55	%
STEVE DICKEY	607	1744	2351	18.83	%
JOHN B. HASSLINGER	660	1730	2390	19.14	%
MARVIN W. HARTMAN	636	1658	2294	18.37	%
Write In	11	14	25	0.20	%
.....					
Total Votes Cast	3363	9120	12483		
Under Votes	1127	3097	4224	33.83	%
Over Votes	3	3	6	0.04	%

~~Nevada Fire District Director Div. 1~~

DAVE SOUTHERN	986	2566	3552	47.30	%
LINDA M. MANNHORNE	527	1503	2030	27.03	%
Write In	9	26	35	0.46	%
.....					
Total Votes Cast	1944	5565	7509		
Under Votes	422	1463	1885	25.10	%
Over Votes	0	7	7	0.09	%

Ophir Hill Fire District Director
(Elect 2)

DAVID J. SCHWARZ	137	481	618	20.45	%
JOE BELL	124	392	516	17.07	%
AL HOFFMEYER	175	542	717	23.72	%
Write In	1	4	5	0.16	%
.....					
Total Votes Cast	716	2306	3022		
Under Votes	279	887	1166	38.58	%
Over Votes	0	0	0	0.00	%

~~Tahoe Forest Hospital District Director
(Elect 3)~~

KEN ALARCON	205	747	952	7.76	%
ROB ESKRIDGE	407	1713	2120	17.29	%
LEONARD SHAHEEN	354	1299	1653	13.48	%
JOHN R. FALK	365	1452	1817	14.82	%
R.C. HISKEN	304	1235	1539	12.55	%
Write In	8	24	32	0.26	%
.....					
Total Votes Cast	2523	9735	12258		
Under Votes	880	3259	4139	33.76	%
Over Votes	0	6	6	0.04	%

NEVADA COUNTY, CALIFORNIA
GENERAL ELECTION
NOVEMBER 8, 1994

CUMULATIVE
EARLY VOTING SUMMARY FORMAT
Page 8

~~Truckee-Domest P.U.D. Director~~
(Elect 2)

BILL SATMAY	202	892	1094	16.99	%
PATRICIA S. SUTTON	257	1079	1336	20.75	%
JOHN L. BAILEY	230	782	1012	15.72	%
RON HEMTS	232	1154	1386	21.53	%
Write In	8	17	25	0.38	%
.....					
Total Votes Cast	1250	5186	6436		
Under Votes	317	1236	1553	24.13	%
Over Votes	4	26	30	0.46	%

~~Truckee-Domest Rec & Park Dist Director~~
(Elect 3)

GEOFF SULLIVAN STEPHENS	306	1238	1544	12.59	%
KATHY R. KRUEGER	380	1654	2034	16.59	%
MARY JANE LENHART	133	553	686	5.59	%
JACK BAYER	396	1470	1866	15.22	%
S.W. BILL BACK	103	373	476	3.88	%
LESTER E. NEU	225	783	1008	8.22	%
DEBORAH L. FRAIZER	195	876	1071	8.73	%
Write In	5	18	23	0.18	%
.....					
Total Votes Cast	2523	9735	12258		
Under Votes	777	2758	3535	28.83	%
Over Votes	3	12	15	0.12	%

~~Truckee-Tahoe Airport District Director~~
(Elect 2)

KEN ALARCON	100	400	500	6.11	%
GARY D. MALLANDER	80	307	387	4.73	%
RICHARD M. STUDER	181	696	877	10.73	%
DONALD A. BEDARD	232	799	1031	12.61	%
BARBARA K. NORTHROP	284	1234	1518	18.57	%
LOU REINKENS	213	774	987	12.07	%
Write In	10	18	28	0.34	%
.....					
Total Votes Cast	1682	6490	8172		
Under Votes	560	2150	2710	33.16	%
Over Votes	22	112	134	1.64	%

Western Gateway Rec & Park Dist Director
(Elect 3)

MARGUERITE LEIPZIG	683	1554	2237	10.92	%
MORRIE BROWN	328	832	1160	5.66	%
MICHAEL R. NIGHTINGALE	309	1084	1393	6.80	%
DICK PANZICA	318	876	1194	5.82	%
J D FELDMAN	170	604	774	3.77	%
ROWLAND (ROLLY) FRANSSSEN	379	1089	1468	7.16	%
C.F. 'ZIMMY' ZIMLINGHAUS	197	627	824	4.02	%
SAL CALI	284	739	1023	4.99	%
PAT RILEY	475	1256	1731	8.45	%
HOWARD HELLER	187	489	676	3.30	%
AMBER THOMPSON	761	1958	2719	13.27	%
Write In	8	45	53	0.25	%
.....					
Total Votes Cast	5358	15126	20484		
Under Votes	1250	3955	5205	25.41	%
Over Votes	9	18	27	0.13	%

181 Passenger Rail & Clean Air Bond

YES	2188	7098	9286	24.03	%
NO	7323	20053	27376	70.85	%
.....					
Total Votes Cast	9988	28647	38635		
Under Votes	459	1480	1939	5.01	%
Over Votes	18	16	34	0.08	%

NEVADA COUNTY, CALIFORNIA
GENERAL ELECTION
NOVEMBER 8, 1994

CUMULATIVE
EARLY VOTING SUMMARY FORMAT
Page 11

Measure K Hancock Donher Rec&Park Dist

YES
NO

312	1567	1879	45.98 %
452	1458	1910	46.74 %
844	3245	4086	7.26 %
77	220	297	0.00 %
0	0	0	

Total Votes Cast
Under Votes
Over Votes

November 8, 1994

-----			-----			-----		
I GOVERNOR			I TREASURER			I U S SENATOR		
I			I			I		
I COMPLETE PRECINCTS	:	1,086/1,086	I COMPLETE PRECINCTS	:	1,086/1,086	I COMPLETE PRECINCTS	:	1,086/1,086
I UNDER VOTES	:	9,567	I UNDER VOTES	:	20,626	I UNDER VOTES	:	16,572
I OVER VOTES	:	930	I OVER VOTES	:	791	I OVER VOTES	:	850
I			I			I		
I PETE WILSON	*R.	196,229 54.8	I MATT FONG	R.	171,447 49.4	I DIANNE FEINSTEIN	*D.	168,073 47.9
I KATHLEEN BROWN	D.	146,423 40.9	I PHIL ANGELIDES	D.	150,687 43.4	I MICHAEL HUFFINGTON	R.	154,128 43.9
I RICHARD RIDER	L...	6,507 1.8	I JON PETERSEN	L...	11,661 3.4	I ELIZABETH C. BARRON	P...	9,994 2.8
I JEROME MC CREADY	A...	5,878 1.6	I JAN B. TUCKER	P...	7,155 2.1	I RICHARD B. BODDIE	L...	6,446 1.8
I GLORIA ESTELA LA RIVA	P...	3,111 0.9	I GEORGE M. MC COY	A...	6,278 1.8	I PAUL MEEUWENBERG	A...	6,435 1.8
I			I			I BARBARA BLONG	G...	6,147 1.7
-----			-----			-----		
I LIEUTENANT GOVERNOR			I ATTORNEY GENERAL			I U S REPRESENTATIVE		
I			I			I		
I COMPLETE PRECINCTS	:	1,086/1,086	I COMPLETE PRECINCTS	:	1,086/1,086	I DISTRICT 3		
I UNDER VOTES	:	14,180	I UNDER VOTES	:	20,958	I COMPLETE PRECINCTS	:	235/ 235
I OVER VOTES	:	889	I OVER VOTES	:	687	I UNDER VOTES	:	2,954
I			I			I OVER VOTES	:	98
I GRAY DAVIS	D.	196,514 55.6	I DAN LUNGREN	*R.	211,825 61.0	I		
I CATHIE WRIGHT	R.	136,768 38.7	I TOM UMBERG	D.	115,250 33.2	I VIC FAZIO	*D.	36,613 49.7
I BOB NEW	L...	6,958 2.0	I RICHARD N. BURNS	L...	10,373 3.0	I TIM LEFEVER	R...	33,590 45.6
I J. LUIS GOMEZ	P...	5,290 1.5	I ROBERT J. EVANS	P...	9,552 2.8	I ROSS CRAIN	L...	3,440 4.7
I DANIEL MOSES	G...	4,683 1.3	I			I		
I ROBERT W. LEWIS	A...	3,363 1.0	I INSURANCE COMMISSIONER			I U S REPRESENTATIVE		
I			I			I DISTRICT 4		
I SECRETARY OF STATE			I COMPLETE PRECINCTS	:	1,086/1,086	I COMPLETE PRECINCTS	:	164/ 164
I			I UNDER VOTES	:	22,460	I UNDER VOTES	:	3,095
I COMPLETE PRECINCTS	:	1,086/1,086	I OVER VOTES	:	731	I OVER VOTES	:	61
I UNDER VOTES	:	22,720	I			I		
I OVER VOTES	:	972	I CHUCK QUACKENBUSH	R.	166,795 48.3	I JOHN T. DOOLITTLE	*R.	35,007 61.5
I			I ART TORRES	D.	150,596 43.6	I KATIE HIRNING	D...	19,813 34.8
I TONY MILLER	D.	163,247 47.3	I TED BROWN	L...	15,509 4.5	I DAMON C. FALCONI	L...	2,118 3.7
I BILL JONES	R.	153,965 44.6	I A. JACQUES	A...	6,398 1.9	I		
I MARGARET GARCIA	G...	9,590 2.8	I TOM CONDIT	P...	6,156 1.8	I U S REPRESENTATIVE		
I PEGGY CHRISTENSEN	L...	9,475 2.7	I			I DISTRICT 5		
I DOROTHY KREISS ROBBINS	A...	5,180 1.5	I BOARD OF EQUALIZATION			I COMPLETE PRECINCTS	:	543/ 543
I ISRAEL FEUER	P...	3,496 1.0	I DISTRICT 2			I UNDER VOTES	:	9,551
I			I COMPLETE PRECINCTS	:	1,086/1,086	I OVER VOTES	:	211
I CONTROLLER			I UNDER VOTES	:	41,715	I		
I			I OVER VOTES	:	472	I ROBERT T. MATSUI	*D.	125,042 68.5
I COMPLETE PRECINCTS	:	1,086/1,086	I			I ROBERT S. DINSMORE	R...	52,905 29.0
I UNDER VOTES	:	22,377	I DEAN ANDAL	R.	156,339 47.9	I GORDON MORS	A...	4,649 2.5
I OVER VOTES	:	860	I ROBERT PRESLEY	D.	146,345 44.8	I		
I			I ERNEST VANCE	A...	23,774 7.3	I U S REPRESENTATIVE		
I KATHLEEN CONNELL	D.	169,591 49.1	I			I DISTRICT 11		
I TOM MC CLINTOCK	R.	158,448 45.9	I			I COMPLETE PRECINCTS	:	144/ 144
I NATHAN E. JOHNSON	A...	6,800 2.0	I			I UNDER VOTES	:	2,341
I ELIZABETH NAKANO	P...	6,466 1.9	I			I OVER VOTES	:	43
I CULLENE MARIE LANG	L...	4,103 1.2	I			I		
I			I			I RICHARD POMBO	*R.	23,901 64.4
I			I			I RANDY A. PERRY	D...	11,769 31.7
I			I			I JOSEPH B. MILLER	L...	1,444 3.9
I			I			I		
-----			-----			-----		

November 8, 1994

I STATE SENATE	I STATE ASSEMBLY	I ASSOCIATE JUSTICE
I DISTRICT 4	I DISTRICT 10	I THIRD APPELLATE DISTRICT
I COMPLETE PRECINCTS : 23/ 23	I COMPLETE PRECINCTS : 321/ 321	I COMPLETE PRECINCTS : 1,086/1,086
I UNDER VOTES : 241	I UNDER VOTES : 10,842	I UNDER VOTES : 134,190
I OVER VOTES : 2	I OVER VOTES : 199	I OVER VOTES : 929
I K. MAURICE JOHANNESSEN *R...1,295 55.2	I LARRY BOWLER *R..60,217 56.6	I COLEMAN A. BLEASE *YES.133,511 57.2
I MICHAEL H. MC GOWAN D...1,049 44.8	I T. KATHLEEN WISHNICK D..42,037 39.5	I NO.100,015 42.8
I JOHN RAKUS A...4,086 3.8		
I STATE SENATOR	I ASSOCIATE JUSTICE OF THE	I ASSOCIATE JUSTICE
I DISTRICT 6	I SUPREME COURT	I THIRD APPELLATE DISTRICT
I COMPLETE PRECINCTS : 742/ 742	I COMPLETE PRECINCTS : 1,086/1,086	I COMPLETE PRECINCTS : 1,086/1,086
I UNDER VOTES : 15,518	I UNDER VOTES : 119,770	I UNDER VOTES : 130,778
I OVER VOTES : 168	I OVER VOTES : 1,045	I OVER VOTES : 797
I LEROY F. GREENE *D.125,138 53.7	I JOYCE L. KENNARD *YES.150,264 60.6	I GEORGE W. NICHOLSON *YES.161,578 68.2
I DAVE COX R.107,853 46.3	I NO..97,566 39.4	I NO..75,492 31.8
I STATE ASSEMBLY	I ASSOCIATE JUSTICE OF THE	I STATE SUPERINTENDENT OF
I DISTRICT 5	I SUPREME COURT	I PUBLIC INSTRUCTION
I COMPLETE PRECINCTS : 421/ 421	I COMPLETE PRECINCTS : 1,086/1,086	I COMPLETE PRECINCTS : 1,086/1,086
I UNDER VOTES : 11,076	I UNDER VOTES : 128,860	I UNDER VOTES : 79,111
I OVER VOTES : 179	I OVER VOTES : 1,197	I OVER VOTES : 409
I BARBARA ALBY *R..78,886 60.3	I RONALD M. GEORGE *YES.143,167 60.0	I DELAINE EASTIN.....159,757 55.3
I JOAN BARRY D..51,864 39.7	I NO..95,421 40.0	I MAUREEN G. DIMARCO.....129,368 44.7
I STATE ASSEMBLY	I ASSOCIATE JUSTICE OF THE	I LOS RIOS COMM COLLEGE
I DISTRICT 8	I SUPREME COURT	I GOVERNING BD MBR-AREA 2
I COMPLETE PRECINCTS : 23/ 23	I COMPLETE PRECINCTS : 1,086/1,086	I COMPLETE PRECINCTS : 178/ 178
I UNDER VOTES : 242	I UNDER VOTES : 125,607	I UNDER VOTES : 20,250
I OVER VOTES : 2	I OVER VOTES : 774	I OVER VOTES : 119
I BRYANT J. STOCKING R...1,294 55.2	I KATHRYN M. WERDEGAR *YES.155,402 64.1	I JEFFREY EMMERT.....16,832 39.8
I TOM HANNIGAN *D...1,049 44.8	I NO..86,862 35.9	I PAULINE "WALLY" CAMPBELL..16,620 39.3
I STATE ASSEMBLY	I ASSOCIATE JUSTICE	I JOHN MOLINA.....8,883 21.0
I DISTRICT 9	I THIRD APPELLATE DISTRICT	I LOS RIOS COMM COLLEGE
I COMPLETE PRECINCTS : 321/ 321	I COMPLETE PRECINCTS : 1,086/1,086	I GOVERNING BD MBR-AREA 6
I UNDER VOTES : 8,334	I UNDER VOTES : 129,071	I COMPLETE PRECINCTS : 177/ 177
I OVER VOTES : 139	I OVER VOTES : 830	I UNDER VOTES : 21,032
I PHILLIP ISENBERG *D..68,686 69.9	I FRED K. MORRISON *YES.146,389 61.3	I OVER VOTES : 144
I BETH LOFTON R..29,513 30.1	I NO..92,355 38.7	I BRUCE POMER *..26,252 54.7
		I LARRY MUSSO.....11,424 23.8
		I LARRY E. VIGIL.....10,304 21.5

November 8, 1994

I SAN JOAQUIN COMM COLLEGE		I CENTER UNIF SCHOOL DIST		I FOLSOM CORDOVA UNIF SCH	
I GOV BD MBR-AREA 3		I GOV BD MBR (3)		I GOV BD MBR (3)	
I COMPLETE PRECINCTS :	29/ 29	I COMPLETE PRECINCTS :	18/ 18	I COMPLETE PRECINCTS :	71/ 71
I UNDER VOTES :	2,391	I UNDER VOTES :	5,966	I UNDER VOTES :	23,726
I OVER VOTES :	10	I OVER VOTES :	24	I OVER VOTES :	102
I		I		I	
I JANET RIVERA.....	2,933 54.9	I NANCY S. ANDERSON.....	2,597 20.6	I NANCY L. MITCHELL.....	9,528 17.4
I RUSSELL A. STODDART.....	1,383 25.9	I DAN REASON *	2,397 19.0	I SUSAN GOODMAN.....	8,301 15.2
I DONALD K. BARRY.....	1,028 19.2	I SCOTT CLIFFORD RODOWICK.....	1,304 10.3	I CATHY BLACK KALB *	7,790 14.3
I		I TYRONE HICKS.....	1,244 9.8	I RICHARD WILL *	6,908 12.6
I SAN JOAQUIN COMM COLLEGE		I SHAUN HALL.....	972 7.7	I JAMES A. CRAMER *	6,149 11.3
I GOV BD MBR-AREA 7		I JONATHAN E. MATHEWS.....	877 6.9	I BILL BARCELLONA.....	5,997 11.0
I COMPLETE PRECINCTS :	29/ 29	I MONRIA STEWART.....	861 6.8	I JOSIE STEELMAN.....	5,990 11.0
I UNDER VOTES :	2,381	I MELODIE KNAPP.....	861 6.8	I MARVIN L. BLACK.....	3,959 7.2
I OVER VOTES :	19	I TOM FARBER.....	833 6.6	I	
I		I ROSEMARY REVELS-ROGERS.....	688 5.4	I RIVER DELTA UNIF SCH DST	
I MANUEL A. MEDEIROS.....	1,460 27.3	I		I GOV BD MBR-AREA 2	
I TED SIMAS.....	1,399 26.2	I ELK GROVE UNIF SCH DIST		I COMPLETE PRECINCTS :	9/ 9
I FRED FINK.....	1,095 20.5	I GOV BD MBR-AREA 2		I UNDER VOTES :	317
I SALLY SCHMIDIG.....	1,085 20.3	I COMPLETE PRECINCTS :	157/ 157	I OVER VOTES :	5
I RON PAUL.....	306 5.7	I UNDER VOTES :	10,955	I	
I		I OVER VOTES :	112	I KENNETH PUCCI.....	722 47.5
I SIERRA COMMUNITY COLLEGE		I		I KENNETH SILVA.....	420 27.6
I GOV BD MBR-AREA 5		I JEANETTE J. BEACH *	19,062 48.8	I ELLIE MOLLER.....	378 24.9
I COMPLETE PRECINCTS :	25/ 25	I ROLFE P. APPEL.....	12,469 31.9	I	
I UNDER VOTES :	3,433	I TODD LUNDQUIST.....	7,504 19.2	I RIVER DELTA UNIF SCH DST	
I OVER VOTES :	7	I		I GOV BD MBR-AREA 3	
I		I ELK GROVE UNIF SCH DIST		I COMPLETE PRECINCTS :	9/ 9
I DAVE CREEK.....	3,583 60.5	I GOV BD MBR-AREA 4		I UNDER VOTES :	395
I LUCIEN (LU) MATHER.....	2,336 39.5	I COMPLETE PRECINCTS :	157/ 157	I OVER VOTES :	1
I		I UNDER VOTES :	13,270	I	
I SIERRA COMMUNITY COLLEGE		I OVER VOTES :	41	I SHELIA GEORGE.....	775 53.6
I GOV BD MBR-AREA 6		I		I DONALD D. WILLIAMS.....	671 46.4
I COMPLETE PRECINCTS :	25/ 25	I SUSAN ARONSON.....	20,836 56.6	I	
I UNDER VOTES :	3,704	I ALEX R. JOE *	15,955 43.4	I SACRAMENTO UNIF SCH DIST	
I OVER VOTES :	15	I		I GOV BD MBR (3)	
I		I ELK GROVE UNIF SCH DIST		I COMPLETE PRECINCTS :	281/ 281
I NANCY B. PALMER.....	2,130 37.8	I GOV BD MBR-AREA 5		I UNDER VOTES :	108,468
I JIM CALLAGHAN.....	1,872 33.2	I COMPLETE PRECINCTS :	157/ 157	I OVER VOTES :	816
I JEFFREY A. BROWER.....	897 15.9	I UNDER VOTES :	11,518	I	
I ROBERT L. ROSS *	741 13.1	I OVER VOTES :	133	I MICHELLE MASONER *	31,235 15.3
I		I PRISCILLA S. COX.....	18,599 48.4	I VIRGIL H. PRICE.....	23,637 11.6
I		I DOUG MURPHY.....	7,975 20.7	I TOM GRIFFIN.....	23,027 11.3
I		I MICHAEL KNUDSEN.....	7,199 18.7	I MELODY HARDING.....	21,958 10.8
I		I MARK E. FETLER.....	4,678 12.2	I PHILLIP RILES.....	21,730 10.7
I		I		I MARILYN D. CURRINGTON.....	21,514 10.6
I		I		I ROBERT L. PETERSON.....	14,077 6.9
I		I		I HAL STEMMLER.....	13,011 6.4
I		I		I JOHN E. ROBERTS.....	12,817 6.3
I		I		I JOSEPH C. ROONEY.....	5,744 2.8
I		I		I STEVEN BLOXHAM.....	5,691 2.8
I		I		I FRANK L. TOPPING.....	5,043 2.5
I		I		I GARY GOETHE.....	4,084 2.0
I		I		I	

November 8, 1994

I SAN JUAN UNIF SCH DIST	I ROSEVILLE HIGH SCH DIST	I NO. SACRAMENTO SCH DIST
I GOV BD MBR (2)	I GOV BD MBR (2)	I GOV BD MBR (3)
I COMPLETE PRECINCTS : 349/ 349	I COMPLETE PRECINCTS : 7/ 7	I COMPLETE PRECINCTS : 33/ 33
I UNDER VOTES : 95,393	I UNDER VOTES : 3,247	I UNDER VOTES : 10,314
I OVER VOTES : 356	I OVER VOTES : 9	I OVER VOTES : 35
I ESTELLE WERVE *...40,944 26.6	I JIM GARDNER *...774 25.8	I BOB GIANNONI *...3,334 21.0
I LINDA MUSKOPF.....35,907 23.3	I JAMES JOINER *...725 24.1	I SHANNON L. DAVIS *...2,862 18.0
I JANE VAN BRUSSEL.....33,786 21.9	I JAMES GILL.....598 19.9	I KURT THRONE.....2,739 17.2
I LARRY V. WAGNER.....28,408 18.4	I SAM AL-TAWIL.....560 18.6	I LELA J. QUIMBY.....2,471 15.5
I RUSS ABBOTT.....14,996 9.7	I CHARLES J. BARSDALE.....348 11.6	I ROGER D. WESTRUP SR.....1,697 10.7
I NATOMAS UNIF SCHOOL DIST	I ARCOHE UNION SCHOOL DIST	I SVEND B. ROBINSON.....1,415 8.9
I GOV BD MBR-SHORT TERM	I GOV BD MBR (3)	I SVEND B. ROBINSON.....1,394 8.8
I COMPLETE PRECINCTS : 21/ 21	I COMPLETE PRECINCTS : 8/ 8	I RIO LINDA UNION SCH DIST
I UNDER VOTES : 1,282	I UNDER VOTES : 1,352	I GOV BD MBR (3)
I OVER VOTES : 4	I OVER VOTES : 5	I COMPLETE PRECINCTS : 81/ 81
I LARRY G. MEEKS.....3,737 76.2	I VINCENT E. RECCE JR.....570 20.0	I UNDER VOTES : 25,216
I JOHN L. MILLIKEN.....1,167 23.8	I KELLY MITCHELL.....566 19.9	I OVER VOTES : 77
I GALT UNION HIGH SCH DIST	I LISA M. STEELE.....470 16.5	I DENISE J. MANSFIELD.....8,741 20.4
I GOVERNING BD MBR (3)	I DEBORAH J. MONSETH.....429 15.0	I SCOTT P. PLOTKIN *...7,244 16.9
I COMPLETE PRECINCTS : 25/ 25	I TONI DEL GRANDE.....335 11.8	I MERRIE O'BRIEN.....6,978 16.3
I UNDER VOTES : 8,276	I MARK GLOVER.....266 9.3	I K. WESS LARSON.....5,798 13.5
I OVER VOTES : 4	I LILLIAN BOSNICH.....215 7.5	I ERIC A. WERVE *...5,375 12.6
I JIM ASCHWANDEN.....3,622 30.2	I DRY CREEK SCHOOL DIST	I RONALD W. AITKEN.....4,887 11.4
I TODD MESSERSMITH.....3,060 25.5	I GOV BD MBR (3)	I DENNIS D. MADSEN.....3,771 8.8
I CAROL PEHL *...3,053 25.5	I COMPLETE PRECINCTS : 7/ 7	I ROBLA ELEM SCHOOL DIST
I RACHNA K. CONDOS.....2,248 18.8	I UNDER VOTES : 5,397	I GOV BD MBR (3)
I GRANT HIGH SCHOOL DIST	I OVER VOTES : 0	I COMPLETE PRECINCTS : 19/ 19
I GOV BD MBR (3)	I BARRY STILLMAN.....1,184 29.5	I UNDER VOTES : 4,092
I COMPLETE PRECINCTS : 148/ 148	I DIANE C. HOWE *...854 21.3	I OVER VOTES : 10
I UNDER VOTES : 39,173	I TRACY PITTMAN.....830 20.7	I PAULINE CAMILLO *...1,476 22.9
I OVER VOTES : 257	I DARRELL E. WEBSTER *...781 19.5	I THERESA "TERI" NUTT *...1,436 22.3
I BRYCE J. VERNON.....14,853 19.8	I RAY ELLIS.....359 9.0	I PATRICK BORIN *...1,378 21.4
I KEVIN DAVID HAYSBERT.....11,078 14.8	I GALT UNION ELEM SCH DIST	I SAM M. CIRAULO.....1,260 19.6
I TIANNE RIOS.....10,265 13.7	I GOV BD MBR (3)	I GENE EWTON.....882 13.7
I JACKIE ROSE.....6,917 9.2	I COMPLETE PRECINCTS : 17/ 17	I BOARD OF SUPERVISORS
I JOE CONTRERAZ.....6,156 8.2	I UNDER VOTES : 5,799	I DISTRICT 5
I VELMA STRONG.....5,347 7.1	I OVER VOTES : 2	I COMPLETE PRECINCTS : 246/ 246
I WILLARD WADDELL.....5,096 6.8	I DONALD F. NOTTOLI *...3,434 33.5	I UNDER VOTES : 11,479
I WILLIAM C. WRIGHT.....4,565 6.1	I TINA M. SKINNER *...2,697 26.3	I OVER VOTES : 90
I FRED GAYLE *...3,687 4.9	I DONNA L. FLUTY *...2,377 23.2	I DON NOTTOLI.....35,428 53.6
I CHERYL E. GRUBAUGH.....3,660 4.9	I LORI G. HEUER.....1,740 17.0	I KAY ALBIANI.....30,625 46.4
I WILLIAM MEZA-MARTINEZ.....3,260 4.4		

SEMI-OFFICIAL ELECTION SUMMARY
GENERAL ELECTION

November 8, 1994

I DISTRICT ATTORNEY	I CITY OF GALT	I SMUD
I I	I CITY COUNCIL (3)	I DIRECTOR, WARD 3
I COMPLETE PRECINCTS : 1,086/1,086	I COMPLETE PRECINCTS : 11/ 11	I COMPLETE PRECINCTS : 154/ 154
I UNDER VOTES : 38,366	I UNDER VOTES : 2,358	I UNDER VOTES : 9,328
I OVER VOTES : 610	I OVER VOTES : 35	I OVER VOTES : 64
I I	I I	I I
I JAN SCULLY.....180,284 54.7	I BOB KRAUDE.....1,523 14.6	I ED SMELOFF *...35,152 67.7
I STEVE WHITE *...149,385 45.3	I C. HUERTA-DE LA CRUZ.....1,303 12.5	I BARBARA CROWLEY.....16,797 32.3
I I	I DENNIS BRYAN DUFFY.....1,026 9.8	I I
I SACRAMENTO CITY	I DAN PILLSBURY.....996 9.6	I SMUD
I COUNCIL DISTRICT 3	I V. CECCARINI-TWARDY.....951 9.1	I DIRECTOR, WARD 4
I COMPLETE PRECINCTS : 50/ 50	I MARC A. CONDOS.....901 8.6	I COMPLETE PRECINCTS : 167/ 167
I UNDER VOTES : 2,601	I KAIO A. DOXEY.....842 8.1	I UNDER VOTES : 16,564
I OVER VOTES : 19	I BOB WEBB.....762 7.3	I OVER VOTES : 223
I I	I MARILYN BLANSETT.....504 4.8	I I
I STEVE COHN.....9,469 52.5	I STELLA G. GARCIA.....415 4.0	I WENDY B. REID *...23,441 48.0
I TOM O'NEIL.....8,559 47.5	I DAVID P. BLASE.....338 3.2	I MANUEL ALVAREZ.....8,392 17.2
I I	I CARL S. WHITLEY.....320 3.1	I ROY GRIMES.....7,086 14.5
I SACRAMENTO CITY	I LARRY IRWIN.....274 2.6	I GEORGE BRADSHAW.....5,221 10.7
I COUNCIL DISTRICT 7	I DAVID A. RUTTER.....273 2.6	I KEARSE MC GILL.....4,721 9.7
I COMPLETE PRECINCTS : 40/ 40	I I	I I
I UNDER VOTES : 1,439	I CITY OF ISLETON	I SMUD
I OVER VOTES : 15	I CITY COUNCIL (3)	I DIRECTOR, WARD 6
I I	I COMPLETE PRECINCTS : 1/ 1	I COMPLETE PRECINCTS : 114/ 114
I ROBBIE WATERS.....8,485 55.6	I UNDER VOTES : 92	I UNDER VOTES : 7,294
I DINA HIDALGO.....6,783 44.4	I OVER VOTES : 5	I OVER VOTES : 60
I I	I I	I I
I CITY OF FOLSOM	I LEONARD H. MAXEY *.....131 13.2	I ROBERT PERNELL.....21,484 75.4
I CITY COUNCIL (3)	I RANDALL J. HELTON.....130 13.1	I TOM BRIGHT.....7,018 24.6
I COMPLETE PRECINCTS : 31/ 31	I CARL P. HENDREN *.....128 12.9	I I
I UNDER VOTES : 8,811	I GILBERT MARIA *.....120 12.1	I SMUD
I OVER VOTES : 58	I JOHN PEREZ.....109 11.0	I DIRECTOR, WARD 7
I I	I CHARLI HAND.....88 8.9	I COMPLETE PRECINCTS : 155/ 155
I ROBERT G. HOLDERNESS *...6,405 19.3	I COLIN CAMPBELL.....79 7.9	I UNDER VOTES : 12,486
I STEVE MIKLOS.....5,758 17.4	I DONALD E. LUBNER.....75 7.5	I OVER VOTES : 118
I GLENN FAIT.....4,735 14.3	I SHIRLEY CARMONA.....59 5.9	I I
I PATRICK MAXFIELD.....4,201 12.7	I ROGELIO A. GARCIA.....38 3.8	I KARAL D. COTTRELL.....16,164 37.9
I EARNEST L. SHELDON.....4,148 12.5	I DIANE T. KEYSER.....37 3.7	I JERRY L. LEIDECKER.....13,983 32.7
I EVERETT "REGGIE" DREW.....2,722 8.2	I I	I KATHLEEN KAHRL.....12,556 29.4
I PATTI LE VINE.....2,068 6.2	I CITY OF ISLETON	I I
I BRUCE J. AZZARITO.....1,761 5.3	I CITY CLERK	I ELK GROVE COMM SERV DIST
I ROBERT DREW OFFENBECHER...1,373 4.1	I COMPLETE PRECINCTS : 1/ 1	I DIRECTOR (2)
I I	I UNDER VOTES : 43	I COMPLETE PRECINCTS : 57/ 57
I I	I OVER VOTES : 0	I UNDER VOTES : 17,298
I I	I I	I OVER VOTES : 45
I I	I LINDA S. GONZALES.....229 70.7	I I
I I	I LISA R. TEXIERA.....95 29.3	I MICHAEL P. LEARY *...6,751 29.6
I I	I I	I ELLIOT MULBERG.....3,905 17.1
I I	I I	I DENNIS G. DIEDE.....2,996 13.2
I I	I I	I JACK N. SHELDON.....2,715 11.9
I I	I I	I MICHAEL FREYMAN.....2,672 11.7
I I	I I	I MIKE BROWN.....2,181 9.6
I I	I I	I DUANE DOGLIETTO.....1,554 6.8
I I	I I	I I

November 8, 1994

-----			-----			-----			-----		
I	RANCHO MURIETA COMM SERV		I	FLORIN FIRE DISTRICT		I	SACRAMENTO COUNTY FIRE		I		
I	DIRECTOR (3)		I	DIRECTOR-FULL TERM (3)		I	DIRECTOR, DIVISION 1		I		
I	COMPLETE PRECINCTS :	3/ 3	I	COMPLETE PRECINCTS :	65/ 65	I	COMPLETE PRECINCTS :	55/ 55	I		
I	UNDER VOTES :	1,612	I	UNDER VOTES :	24,928	I	UNDER VOTES :	4,965	I		
I	OVER VOTES :	3	I	OVER VOTES :	114	I	OVER VOTES :	50	I		
I			I			I			I		
I	RICHARD J. STEVENS.....	952 21.4	I	TERRENCE GEE.....	9,054 23.7	I	LESLIE DOUGLAS WOLFF *...	7,605 53.0	I		
I	JAMES E. LENSCH.....	951 21.3	I	FRANK DIAZ.....	7,103 18.6	I	BUZZ MC CLAIN.....	4,504 31.4	I		
I	ELLIOT K. SEVIER *.....	916 20.6	I	JOLIE B. BROWN.....	6,024 15.8	I	SHIRLEY M. COLE.....	2,246 15.6	I		
I	MARTIN N. POHLL.....	877 19.7	I	WILLIAM R. "BILL" WIRTH*...	4,549 11.9	I			I		
I	ROBERT M. LING.....	761 17.1	I	R. JOY HENSLEY.....	4,401 11.5	I	SACRAMENTO COUNTY FIRE		I		
I			I	DENNIS W. MC KIBBEN.....	2,970 7.8	I	DIRECTOR, DIVISION 5		I		
I	SAN JUAN WATER DISTRICT,		I	KATHLEEN NAVARRO.....	1,840 4.8	I	COMPLETE PRECINCTS :	50/ 50	I		
I	DIRECTOR (3)		I	JAMES KAI MICKEY.....	1,281 3.4	I	UNDER VOTES :	3,623	I		
I	COMPLETE PRECINCTS :	134/ 134	I	LORNA J. GRAGG.....	1,015 2.7	I	OVER VOTES :	16	I		
I	UNDER VOTES :	65,661	I			I			I		
I	OVER VOTES :	80	I	FLORIN FIRE DISTRICT		I	GREG GRANADOS.....	8,331 70.8	I		
I			I	DIRECTOR-SHORT TERM		I	ROBERT L. WARD *...	3,429 29.2	I		
I	MARK E. VERKE *...	16,850 20.2	I	COMPLETE PRECINCTS :	65/ 65	I			I		
I	DOROTHY V. KILGORE *...	16,752 20.1	I	UNDER VOTES :	5,996	I	SACRAMENTO COUNTY FIRE		I		
I	EDWARD J. "TED" COSTA.....	16,230 19.5	I	OVER VOTES :	55	I	DIRECTOR, DIVISION 6		I		
I	GLENN A. MILLER.....	14,399 17.3	I			I	COMPLETE PRECINCTS :	60/ 60	I		
I	A.E. "RANDY" RANDALL.....	11,971 14.3	I	GREGORY M. VALLEY.....	9,736 64.4	I	UNDER VOTES :	4,704	I		
I	ROBERT R. SULLIVAN.....	7,243 8.7	I	LARRY GURY.....	2,510 16.6	I	OVER VOTES :	21	I		
I			I	GLENN S. APPEL.....	1,946 12.9	I			I		
I	AMERICAN RIVER FIRE DIST		I	THOMAS E. FITCH.....	926 6.1	I	WILLIAM MEEHAN *...	8,404 59.8	I		
I	DIRECTOR (4)		I			I	DONNA PARSONS LANE.....	5,655 40.2	I		
I	COMPLETE PRECINCTS :	186/ 186	I	GALT FIRE DISTRICT		I			I		
I	UNDER VOTES :	113,635	I	DIRECTOR (2)		I	AMERICAN RVR FLOOD DIST		I		
I	OVER VOTES :	247	I	COMPLETE PRECINCTS :	19/ 19	I	TRUSTEE (3)		I		
I			I	UNDER VOTES :	2,358	I	COMPLETE PRECINCTS :	170/ 170	I		
I	JAMES R. VANDERVEEN *...	26,767 17.5	I	OVER VOTES :	57	I	UNDER VOTES :	89,597	I		
I	CHARLES "CHUCK" HOREL.....	19,760 13.0	I			I	OVER VOTES :	249	I		
I	MEL CASTLE.....	16,257 10.7	I	RANDY D. SHELTON.....	2,380 29.7	I			I		
I	JACK MC CARTNEY *...	15,618 10.2	I	DALE L. TEMPLETON *...	2,254 28.1	I	CLYDE W. MACDONALD.....	25,748 27.5	I		
I	BRIAN W. SMITH.....	14,417 9.4	I	TEX J. BORST.....	2,001 25.0	I	KAROLYN W. SIMON.....	17,399 18.6	I		
I	JAMES R. CUTRIGHT.....	12,460 8.2	I	CHUCK CANNON *...	953 11.9	I	BILL FARRELL.....	14,856 15.9	I		
I	LARRY V. WAGNER *...	12,310 8.1	I	LAWRENCE H. MESSER.....	432 5.4	I	JESS R. NICKLESS *...	11,488 12.3	I		
I	BILL HUTCHINGS.....	10,504 6.9	I			I	JOHN W. (JACK) HAWKINS *...	7,504 8.0	I		
I	ROBERT K. WOODWARD.....	7,370 4.8	I	ISLETON FIRE DISTRICT		I	DALE D. PLETCHER.....	5,331 5.7	I		
I	NANCY A. CIANCIO.....	6,283 4.1	I	DIRECTOR		I	MARK GROTEWOHL.....	5,228 5.6	I		
I	JOHN KROEGER.....	6,224 4.1	I	COMPLETE PRECINCTS :	1/ 1	I	RONALD A. JOHNSTON.....	3,244 3.5	I		
I	DONALD BOATRIGHT.....	4,587 3.0	I	UNDER VOTES :	47	I	ARTHUR KEITH LOGSDON.....	2,842 3.0	I		
I			I	OVER VOTES :	0	I			I		
I			I			I	CARMICHAEL WATER DIST		I		
I			I	KIRK D. WEST.....	186 54.2	I	DIRECTOR, DIVISION 2		I		
I			I	HENRY ROBERT BALSMEIER *...	157 45.8	I	COMPLETE PRECINCTS :	36/ 36	I		
I			I			I	UNDER VOTES :	3,781	I		
I			I			I	OVER VOTES :	56	I		
I			I			I			I		
I			I			I	CURTIS E. SPENCER *...	5,855 48.3	I		
I			I			I	MARK G. BOGETICH.....	4,747 39.1	I		
I			I			I	JOSEPH A. PATITUCCI.....	1,531 12.6	I		
I			I			I			I		

November 8, 1994

I CARMICHAEL WATER DIST			I FAIR OAKS WATER DIST			I NORTH HIGHLANDS REC & PK		
I DIRECTOR, DIVISION 3			I DIRECTOR, DIVISION 3			I DIRECTOR-SHORT TERM		
I COMPLETE PRECINCTS :	36/	36	I COMPLETE PRECINCTS :	46/	46	I COMPLETE PRECINCTS :	37/	37
I UNDER VOTES :	4,572		I UNDER VOTES :	4,669		I UNDER VOTES :	2,566	
I OVER VOTES :	12		I OVER VOTES :	18		I OVER VOTES :	195	
I			I			I		
I CECIL J. MARK.....	7,059	62.0	I BARRY P. BROWN *...	5,747	47.4	I RODNEY MELTON.....	1,954	25.7
I JAMES A. LIVINGSTON.....	4,327	38.0	I DENNIS KNIGHT.....	5,020	41.4	I ETHERIDGE E JAMES.....	1,750	23.0
I			I JOHN MULLEN.....	1,362	11.2	I BERNARD J. KELLY *...	1,702	22.4
I CITRUS HEIGHTS WATER			I			I MIKE PETTENGILL.....	1,219	16.0
I DIST-DIRECTOR, DIV 2			I FAIR OAKS REC & PARK			I LA WANNA G. PARKER.....	743	9.8
I COMPLETE PRECINCTS :	60/	60	I DIRECTOR (2)			I THOMAS LAMAR BAILEY.....	240	3.2
I UNDER VOTES :	5,144		I COMPLETE PRECINCTS :	40/	40	I		
I OVER VOTES :	45		I UNDER VOTES :	11,369		I ORANGEVALE REC & PARK		
I			I OVER VOTES :	28		I DIRECTOR (2)		
I HENRY INGRAM *...	10,141	66.2	I			I COMPLETE PRECINCTS :	38/	38
I DON WERVE.....	2,976	19.4	I JIM RACY.....	5,467	33.4	I UNDER VOTES :	8,436	
I JOY DIANE AHRENS.....	2,207	14.4	I ROBERT L. BROWN *...	4,782	29.2	I OVER VOTES :	18	
I			I THOMAS R. BOLTON.....	3,398	20.8	I		
I CITRUS HEIGHTS WATER			I HARVEY S. GREER.....	2,716	16.6	I ALICE AMANTEA *...	4,574	28.2
I DIST-DIRECTOR, DIV 3			I			I LARRY MC KEE.....	4,163	25.7
I COMPLETE PRECINCTS :	60/	60	I FULTON-EL CAMINO			I TIM E. CARTER.....	3,993	24.6
I UNDER VOTES :	6,734		I REC & PK DIRECTOR (2)			I VALERIE VARZOS *...	3,490	21.5
I OVER VOTES :	25		I COMPLETE PRECINCTS :	32/	32	I		
I			I UNDER VOTES :	6,687		I RIO LINDA/ELVERTA		
I DAVID ZWEIG.....	8,028	58.4	I OVER VOTES :	24		I REC & PK, DIRECTOR (5)		
I TAMI K. HOMEN *...	2,460	17.9	I			I COMPLETE PRECINCTS :	25/	25
I P. ROSS GORMAN.....	1,788	13.0	I LEROY K. MUNSCH *...	3,660	32.6	I UNDER VOTES :	12,163	
I JOHN F. PADDEN.....	1,478	10.7	I CARL TENNIS *...	3,432	30.6	I OVER VOTES :	46	
I			I JAMES L. THACKERY.....	2,101	18.7	I		
I FAIR OAKS WATER DIST			I ROBERT J. REA.....	2,032	18.1	I BOB BASTIAN.....	2,586	14.2
I DIRECTOR, DIVISION 1			I			I WILMA J. DYER.....	2,363	13.0
I COMPLETE PRECINCTS :	46/	46	I NORTH HIGHLANDS REC & PK			I JUDYTH M. ROBINSON.....	2,273	12.5
I UNDER VOTES :	4,419		I DIRECTOR-FULL TERM (2)			I STACEY CRIBB.....	1,819	10.0
I OVER VOTES :	30		I COMPLETE PRECINCTS :	37/	37	I MARK W. PHEATT.....	1,736	9.6
I			I UNDER VOTES :	6,535		I BARBARA J. TRICE.....	1,649	9.1
I DAVE WALKER.....	5,935	48.0	I OVER VOTES :	137		I VIVIEN JOHNSON.....	1,328	7.3
I BRUCE KELLER.....	4,927	39.8	I			I JOHN F. TURNER JR.....	1,093	6.0
I LEROY J. (MIKE) CAREY *...	1,505	12.2	I WILLARD E. EDMUNDSON *...	3,374	24.2	I BILL MC MANUS.....	910	5.0
I			I DONALD D. MC FARLANE *...	2,799	20.1	I JAMES W. JONES.....	731	4.0
I FAIR OAKS WATER DIST			I MARIANNE L. CROCKER.....	2,386	17.1	I FRANCIS NORSWORTHY.....	584	3.2
I DIRECTOR, DIVISION 2			I DARLENE K. GILLESPIE.....	1,989	14.3	I KENNETH R. WOOD.....	557	3.1
I COMPLETE PRECINCTS :	46/	46	I JOHN PAGE.....	1,328	9.5	I LARO L. NICOL JR.....	548	3.0
I UNDER VOTES :	4,441		I GARY E. WARRICK.....	1,292	9.3	I		
I OVER VOTES :	56		I CAL REINBOLD.....	761	5.5	I		
I			I			I		
I JOSEPH ALESSANDRI.....	4,710	38.2						
I DANIEL J. GILLIAM.....	3,601	29.2						
I CRAIG WATROUS.....	3,110	25.2						
I JUDY A. TUCKER.....	898	7.3						

November 8, 1994

I	ARCADIA WATER		I	EL DORADO HILLS COUNTY	I	PROPOSITION 186	I
I	DIRECTOR (3)		I	WATER DISTRICT (3)	I	HEALTH SERVICES	I
I	COMPLETE PRECINCTS :	66/ 66	I	COMPLETE PRECINCTS :	1/ 1	COMPLETE PRECINCTS :	1,086/1,086
I	UNDER VOTES :	24,647	I	UNDER VOTES :	0	UNDER VOTES :	30,410
I	OVER VOTES :	129	I	OVER VOTES :	0	OVER VOTES :	404
I			I				I
I	ROD FRANZ	*...9,398 23.1	I	LARRY ALVER	*.....0 0.0	PROPOSITION 186	YES..67,906 20.1
I	KENNETH R. KEITH	*...9,149 22.5	I	MONTY ERNST.....	0.0	PROPOSITION 186	NO.269,925 79.9
I	LELAND C. CUTLER	*...8,211 20.2	I	PHILLIP C. FISCHBACH.....	0.0		
I	SEWARD L. ANDREWS.....	4,954 12.2	I	DENNIS R. FERGUSON.....	0.0	PROPOSITION 187	
I	GEORGE H. HODSDON.....	4,571 11.2	I	JOHN HID AHL	*.....0 0.0	ILLEGAL ALIEN STATUTE	
I	STEPHEN HANSON.....	4,374 10.8	I			COMPLETE PRECINCTS :	1,086/1,086
I			I	PROPOSITION 181		UNDER VOTES :	19,072
I	NORTHRIDGE WATER		I	PASSENGER RAIL CLEAN AIR		OVER VOTES :	789
I	DIRECTOR, DIVISION 4		I	COMPLETE PRECINCTS :	1,086/1,086	PROPOSITION 187	YES.207,010 59.4
I	COMPLETE PRECINCTS :	12/ 12	I	UNDER VOTES :	39,592	PROPOSITION 187	NO.141,774 40.6
I	UNDER VOTES :	1,347	I	OVER VOTES :	562		
I	OVER VOTES :	6	I				
I			I	PROPOSITION 181	YES.124,298 37.8	PROPOSITION 188	
I	RON BRITTING	*...2,527 76.9	I	PROPOSITION 181	NO.204,193 62.2	SMOKING AND TOBACCO LAWS	
I	DAN W. HIPES.....	760 23.1	I			COMPLETE PRECINCTS :	1,086/1,086
I			I	PROPOSITION 183		UNDER VOTES :	21,447
I	RIO LINDA WATER DIST		I	RECALL STATE OFFICERS		OVER VOTES :	584
I	DIRECTOR-FULL TERM (2)		I	COMPLETE PRECINCTS :	1,086/1,086	PROPOSITION 188	YES..99,725 28.8
I	COMPLETE PRECINCTS :	16/ 16	I	UNDER VOTES :	48,364	PROPOSITION 188	NO.246,889 71.2
I	UNDER VOTES :	2,620	I	OVER VOTES :	301		
I	OVER VOTES :	69	I				
I			I	PROPOSITION 183	YES.226,376 70.7	PROPOSITION 189	
I	DANIEL P. KLAGENBERG.....	1,946 26.5	I	PROPOSITION 183	NO..93,604 29.3	BAIL EXCEPTION AMENDMENT	
I	BELINDA PAINE.....	1,876 25.6	I			COMPLETE PRECINCTS :	1,086/1,086
I	ERNEST J. FELICIANO.....	1,491 20.3	I	PROPOSITION 184		UNDER VOTES :	42,564
I	MICHELLE D. MILLER.....	1,181 16.1	I	THREE STRIKES		OVER VOTES :	385
I	JACK L. BROWN.....	844 11.5	I	COMPLETE PRECINCTS :	1,086/1,086	PROPOSITION 189	YES.251,832 77.3
I			I	UNDER VOTES :	36,081	PROPOSITION 189	NO..73,864 22.7
I	RIO LINDA WATER DIST		I	OVER VOTES :	460		
I	DIRECTOR-SHORT TERM		I				
I	COMPLETE PRECINCTS :	16/ 16	I	PROPOSITION 184	YES.241,712 72.8	PROPOSITION 190	
I	UNDER VOTES :	979	I	PROPOSITION 184	NO..90,392 27.2	JUDICIAL PERFORMANCE	
I	OVER VOTES :	14	I			COMPLETE PRECINCTS :	1,086/1,086
I			I	PROPOSITION 185		UNDER VOTES :	64,305
I	MEL E. GRIFFIN	*...1,802 44.4	I	GASOLINE SALES TAX		OVER VOTES :	401
I	DEBRA S. SHEPHERD.....	1,245 30.7	I	COMPLETE PRECINCTS :	1,086/1,086	PROPOSITION 190	YES.201,953 66.4
I	WILLIAM SHEPHERD.....	1,008 24.9	I	UNDER VOTES :	34,566	PROPOSITION 190	NO.101,986 33.6
I			I	OVER VOTES :	389		
I			I				
I			I	PROPOSITION 185	YES..61,833 18.5	PROPOSITION 191	
I			I	PROPOSITION 185	NO.271,857 81.5	JUSTICE COURTS AMENDMENT	
I			I			COMPLETE PRECINCTS :	1,086/1,086
I			I			UNDER VOTES :	76,176
I			I			OVER VOTES :	302
I			I				
I			I	PROPOSITION 191	YES.176,616 60.5	PROPOSITION 191	
I			I	PROPOSITION 191	NO.115,551 39.5		
I			I				

SEMI-OFFICIAL ELECTION SUMMARY
GENERAL ELECTION

November 8, 1994

I-----I			I-----I		
I MEASURE A - COUNTY			I MEASURE G-NORTH SAC SCH		I
I TRANSACTION & USE TAX			I ADVISORY-K-12 DISTRICT		I
I COMPLETE PRECINCTS : 1,086/1,086			I COMPLETE PRECINCTS : 33/ 33		I
I UNDER VOTES : 46,043			I UNDER VOTES : 2,194		I
I OVER VOTES : 408			I OVER VOTES : 8		I
I			I		I
I MEASURE A YES .86,353 26.8			I MEASURE G YES...4,417 67.2		I
I MEASURE A NO.235,841 73.2			I MEASURE G NO...2,158 32.8		I
I-----I			I-----I		
I MEASURE B - COUNTY			I MEASURE H - FOLSOM		I
I PARKS FUNDING			I BRIDGE CROSSING NATOMA		I
I COMPLETE PRECINCTS : 1,086/1,086			I COMPLETE PRECINCTS : 31/ 31		I
I UNDER VOTES : 46,352			I UNDER VOTES : 958		I
I OVER VOTES : 523			I OVER VOTES : 30		I
I			I		I
I MEASURE B YES.153,733 47.8			I MEASURE H YES...8,353 63.9		I
I MEASURE B NO.168,037 52.2			I MEASURE H NO...4,711 36.1		I
I-----I			I-----I		
I MEASURE C - COUNTY			I MEASURE I - FOLSOM		I
I SUPERVISORS VACANCIES			I BRIDGE CROSSING OAK AVE		I
I COMPLETE PRECINCTS : 1,086/1,086			I COMPLETE PRECINCTS : 31/ 31		I
I UNDER VOTES : 80,363			I UNDER VOTES : 1,085		I
I OVER VOTES : 280			I OVER VOTES : 19		I
I			I		I
I MEASURE C YES.180,443 62.7			I MEASURE I YES...4,749 36.7		I
I MEASURE C NO.107,559 37.3			I MEASURE I NO...8,199 63.3		I
I-----I			I-----I		
I MEASURE D - COUNTY			I MEASURE J - ISLETON		I
I CIVIL SERVICE EXEMPTION			I STAFFING OF CITY DEPTS		I
I COMPLETE PRECINCTS : 1,086/1,086			I COMPLETE PRECINCTS : 1/ 1		I
I UNDER VOTES : 96,265			I UNDER VOTES : 33		I
I OVER VOTES : 269			I OVER VOTES : 1		I
I			I		I
I MEASURE D YES.129,308 47.5			I MEASURE J YES.....162 48.6		I
I MEASURE D NO.142,803 52.5			I MEASURE J NO.....171 51.4		I
I-----I			I-----I		
I MEASURE E - COUNTY			I MEASURE K - ELK GROVE		I
I CIVIL SERVICE TESTING			I PROPOSED INCORPORATION		I
I COMPLETE PRECINCTS : 1,086/1,086			I COMPLETE PRECINCTS : 43/ 43		I
I UNDER VOTES : 92,318			I UNDER VOTES : 1,857		I
I OVER VOTES : 302			I OVER VOTES : 24		I
I			I		I
I MEASURE E YES.110,504 40.0			I MEASURE K YES...8,420 48.1		I
I MEASURE E NO.165,521 60.0			I MEASURE K NO...9,093 51.9		I
I-----I			I-----I		
I MEASURE F - COUNTY			I COUNTY OF SACRAMENTO		I
I ADVISORY-MANDATE FUNDING			I REGISTRATION & TURNOUT		I
I COMPLETE PRECINCTS : 1,086/1,086			I REGISTRATION.....610,590		I
I UNDER VOTES : 81,998			I PRECINCT REGISTRATION...610,590		I
I OVER VOTES : 292			I PRECINCT BALLOTS CAST....298,645 48.9		I
I			I ABSENTEE BALLOTS CAST.....70,000 11.5		I
I MEASURE F YES.177,815 62.1			I TOTAL BALLOTS CAST.....368,645		I
I MEASURE F NO.108,540 37.9			I		I
I-----I			I-----I		

November 8, 1994

SUTTER COUNTY		STATE TREASURER		STATE SENATOR - DISTRICT FOUR	
REGISTRATION AND TURNOUT		COMPLETE PRECINCTS : 54/ 54		COMPLETE PRECINCTS : 54/ 54	
TOTAL REGISTERED VOTERS	34,360	MATT FONG-R	13,408 62.6	K. MAURICE JOHANNESSEN-R	14,767 67.9
PRECINCT REGISTRATION	34,360	PHIL ANGELIDES-D	6,530 30.5	MICHAEL H. MC GOWAN-D	6,930 31.9
PRECINCT BALLOTS CAST	16,152 47.0	JON PETERSEN-LIB	583 2.7	STATE ASSEMBLY - DISTRICT TWO	
ABSENTEE BALLOTS CAST	6,423 18.7	GEORGE M. MC COY-AIP	511 2.4	COMPLETE PRECINCTS : 54/ 54	
TOTAL BALLOTS CAST	22,575	JAN B. TUCKER-PF	355 1.7	TOM WOODS - R	
GOVERNOR		ATTORNEY GENERAL		JAMES BAINBRIDGE - D	
COMPLETE PRECINCTS : 54/ 54		COMPLETE PRECINCTS : 54/ 54		FREDRICK A. SCHWARTZ-LIB	
PETE WILSON-R	15,997 72.0	DAN LUNGREN-R	15,380 71.1	ASSOC JUSTICE SUPREME CT	
KATHLEEN BROWN-D	5,293 23.8	TOM UMBERG-D	5,144 23.8	JOYCE L. KENNARD	
JEROME MC CREADY-AIP	458 2.1	ROBERT J. EVANS-PF	555 2.6	COMPLETE PRECINCTS : 54/ 54	
RICHARD RIDER-LIB	320 1.4	RICHARD N. BURNS-LIB	536 2.5	YES...6,874 47.7	
GLORIA ESTELLA LARIVA-PF	115 0.5	INSURANCE COMMISSIONER		NO...7,539 52.3	
LIEUTENANT GOVERNOR		COMPLETE PRECINCTS : 54/ 54		ASSOC JUSTICE SUPREME CT	
COMPLETE PRECINCTS : 54/ 54		COMPLETE PRECINCTS : 54/ 54		RONALD M. GEORGE	
CATHIE WRIGHT-R	12,065 54.7	CHUCK QUACKENBUSH-R	14,325 66.6	COMPLETE PRECINCTS : 54/ 54	
GRAY DAVIS-D	8,848 40.1	ART TORRES-D	5,730 26.6	YES...7,452 52.1	
BOB NEW-LIB	380 1.7	TED BROWN-LIB	762 3.5	NO...6,864 47.9	
J. LUIS GOMEZ-PF	321 1.5	A. JACQUES-AIP	370 1.7	ASSOC JUST, CT OF APPEAL	
ROBERT W. LEWIS-AIP	256 1.2	TOM CONDIT-PF	290 1.3	FRED K. MORRISON	
DANIEL MOSES-GRN	158 0.7	STATE BOARD OF EQUALIZATION-DIST 1		COMPLETE PRECINCTS : 54/ 54	
SECRETARY OF STATE		COMPLETE PRECINCTS : 54/ 54		KATHRYN M. WERDEGAR	
COMPLETE PRECINCTS : 54/ 54		COMPLETE PRECINCTS : 54/ 54		COMPLETE PRECINCTS : 54/ 54	
BILL JONES-R	13,384 61.8	ROBERT (BOB) STRAWN-R	14,079 67.7	YES...7,458 52.8	
TONY MILLER-D	6,751 31.2	JOHAN KLEHS-D	5,579 26.8	NO...6,668 47.2	
PEGGY CHRISTENSEN-LIB	507 2.3	KENNITA WATSON-LIB	1,069 5.1	ASSOC JUST, CT OF APPEAL	
MARGARET GARCIA-GRN	468 2.2	U.S. SENATOR		FRED K. MORRISON	
DOROTHY K. ROBBINS-AIP	346 1.6	COMPLETE PRECINCTS : 54/ 54		COMPLETE PRECINCTS : 54/ 54	
ISRAEL FEUER-PF	159 0.7	COMPLETE PRECINCTS : 54/ 54		YES...7,839 52.7	
STATE CONTROLLER		MICHAEL HUFFINGTON-R		NO...7,038 47.3	
COMPLETE PRECINCTS : 54/ 54		DIANNE FEINSTEIN-D		ASSOC JUST, CT OF APPEAL	
TOM MC CLINTOCK-R	13,713 63.6	ELIZABETH C. BARRON-PF		COLEMAN A. BLEASE	
KATHLEEN CONNELL-D	6,896 32.0	PAUL MEEUWENBERG-AIP		COMPLETE PRECINCTS : 54/ 54	
NATHAN E. JOHNSON-AIP	392 1.8	RICHARD B. BODDIE-LIB		YES...6,971 47.3	
ELIZABETH NAKANO-PF	332 1.5	BARBARA BLONG-GRN		NO...7,754 52.7	
CULLENE M. LANG-LIB	209 1.0	U.S. REPRESENTATIVE-DISTRICT THREE		COMPLETE PRECINCTS : 54/ 54	
COMPLETE PRECINCTS : 54/ 54		COMPLETE PRECINCTS : 54/ 54		TIM LEFEVER-R	
COMPLETE PRECINCTS : 54/ 54		COMPLETE PRECINCTS : 54/ 54		VIC FAZIO-D	
COMPLETE PRECINCTS : 54/ 54		COMPLETE PRECINCTS : 54/ 54		ROSS CRAIN-LIB	
COMPLETE PRECINCTS : 54/ 54		COMPLETE PRECINCTS : 54/ 54		TIM LEFEVER-R	
COMPLETE PRECINCTS : 54/ 54		COMPLETE PRECINCTS : 54/ 54		VIC FAZIO-D	
COMPLETE PRECINCTS : 54/ 54		COMPLETE PRECINCTS : 54/ 54		ROSS CRAIN-LIB	

Sutter Co.

OFFICIAL ELECTION SUMMARY
CONSOLIDATED GUBERNATORIAL GENERAL ELECTION

November 8, 1994

I ASSOC JUST, CT OF APPEAL	I COUNTY ASSESSOR	I PROP 185-PUBLIC TRANS.
I GEORGE W. NICHOLSON	I TRUST FUNDS	I
I COMPLETE PRECINCTS : 54/ 54	I COMPLETE PRECINCTS : 54/ 54	I COMPLETE PRECINCTS : 54/ 54
I	I	I
I YES...10,150 67.1	I MIKE STRONG.....11,302 53.9	I YES...2,070 9.6
I NO...4,972 32.9	I EMIL G. SHUBAT.....9,606 45.8	I NO...19,485 90.4
I STATE SUP OF PUBLIC	I SUPERVISOR - THIRD DIST	I PROP 186-HEALTH SERVICES
I INSTRUCTION	I	I TAXES
I COMPLETE PRECINCTS : 54/ 54	I COMPLETE PRECINCTS : 11/ 11	I COMPLETE PRECINCTS : 54/ 54
I	I	I
I DELAINE EASTIN.....9,550 49.7	I LARRY E. MUNGER.....2,580 50.0	I YES...3,428 15.9
I MAUREEN G. DIMARCO.....9,512 49.5	I BOB BARKHOUSE.....2,564 49.7	I NO...18,194 84.1
I YUBA COMMUNITY COLLEGE	I COUNCIL MEMBER, CITY OF	I PROP 187-ILLEGAL ALIENS.
I TRUSTEE AREA 2	I YUBA CITY	I INELIGIBILITY
I COMPLETE PRECINCTS : 54/ 54	I COMPLETE PRECINCTS : 20/ 20	I COMPLETE PRECINCTS : 54/ 54
I	I	I
I GENE BELLISARIO.....9,712 35.4	I KAREN CARTOSCELLI.....4,119 21.6	I YES...16,623 75.1
I LEELA C. RAI.....9,220 33.6	I LEE WELCH.....3,689 19.3	I NO...5,515 24.9
I ELEANOR MACKENSEN.....8,405 30.6	I MARY R. BRAUND.....2,964 15.5	I
I YUBA CITY UNIFIED SCHOOL	I RICHARD C. GRANT.....2,932 15.4	I PROP 188-SMOKING AND
I DIST-TRUSTEE AREA 1 (ST)	I GEORGE W. CHUMBLEY.....2,698 14.2	I TOBACCO PRODUCTS
I COMPLETE PRECINCTS : 41/ 41	I JOSEPHINE MARCHUK.....2,609 13.7	I COMPLETE PRECINCTS : 54/ 54
I	I	I
I DAVID J. KARNEGAS.....8,717 62.6	I COUNCIL MEMBER, CITY OF	I YES....7,993 36.6
I BALDEV S. CHIMA.....5,129 36.8	I LIVE OAK	I NO...13,836 63.4
I	I COMPLETE PRECINCTS : 2/ 2	I
I YUBA CITY UNIFIED SCHOOL	I PAULA J. FORD.....647 31.4	I PROP 189-BAIL EXCEPTION.
I DIST - TRUSTEE AREA 3	I DON T. LEE.....514 24.9	I FELONY SEXUAL ASSAULT
I COMPLETE PRECINCTS : 41/ 41	I KEITH BROWN.....477 23.1	I COMPLETE PRECINCTS : 54/ 54
I	I JOSEPH C. BERRY.....402 19.5	I
I MARY CAROL HENSON.....8,530 30.8	I	I YES...16,552 77.8
I LONETTA RILEY.....7,845 28.3	I PROP 181-PASSENGER AIR &	I NO...4,724 22.2
I FRED NORTHERN.....7,537 27.2	I CLEAN AIR BOND ACT	I
I HORACIO PARAS.....3,733 13.5	I COMPLETE PRECINCTS : 54/ 54	I PROP 190-COMMISSION ON
I	I	I JUDICIAL PERFORMANCE
I LIVE OAK UNIFIED SCHOOL	I YES...3,952 18.6	I COMPLETE PRECINCTS : 54/ 54
I DIST - TRUSTEE AREA 3	I NO...17,284 81.4	I
I COMPLETE PRECINCTS : 4/ 4	I	I YES...11,449 57.2
I	I PROP 183-RECALL ELECTION	I NO...8,554 42.8
I BRUCE M. POPE.....1,259 74.1	I STATE OFFICERS	I
I DONNA R. HEETER.....429 25.2	I COMPLETE PRECINCTS : 54/ 54	I PROP 191-JUSTICE COURTS
I	I	I
I PLEASANT GROVE JOINT	I YES...13,015 62.0	I COMPLETE PRECINCTS : 54/ 54
I UNION SCHOOL DISTRICT	I NO...7,985 38.0	I
I COMPLETE PRECINCTS : 1/ 1	I	I YES...9,974 51.1
I	I PROP 184-SENTENCE	I NO...9,528 48.9
I CHRIS MC KENZIE.....232 39.6	I ENHANCEMENT	I
I MARGO G. COOPER.....187 31.9	I COMPLETE PRECINCTS : 54/ 54	I MEASURE X - ADVISORY.
I GEORGIANNE MORGAN.....167 28.5	I	I DECLINE IMPLEMENTATION
I	I	I COMPLETE PRECINCTS : 54/ 54
I	I YES...17,192 79.6	I
I	I NO...4,416 20.4	I YES...13,556 66.6
I	I	I NO...6,808 33.4

11/16/94 39 A.M.

OFFICIAL ELECTION SUMMARY
CONSOLIDATED GUBERNATORIAL GENERAL ELECTION

PAGE 03

November 8, 1994

I MEASURE Y - 1/2 CENT USE	I
I TAX-TRANSPORTATION	I
I COMPLETE PRECINCTS : 54/ 54	I
I	I
I YES...8,328 38.9	I
I NO..13,068 61.1	I
