

INDEX

DIRECT PRIMARY ELECTION

JUNE 8, 1982

DEMOCRATIC STATE OFFICES	PAGE
GOVERNOR.	1.1
LT. GOVERNOR.	2.1
SECRETARY OF STATE.	2.1
CONTROLLER.	2.1
TREASURER	3.1
ATTORNEY GENERAL.	3.1
BOARD OF EQUALIZATION, 1st District . . .	3.1
U. S. SENATOR	4.1
CONGRESS, 14TH DISTRICT	5.1
ASSEMBLY, 5TH & 7TH DISTRICTS	5.1

REPUBLICAN STATE OFFICES	PAGE
GOVERNOR.	6.1
LT. GOVERNOR.	6.1
U. S. CONGRESS, 14th DISTRICT	6.1
SECRETARY OF STATE.	7.1
CONTROLLER.	7.1
ATTORNEY GENERAL.	7.1
ASSEMBLY, 5th & 7th DISTRICTS	8.1
TREASURER	9.1
EQUALIZATION, 1st DISTRICT.	9.1
U. S. SENATOR	10.1

AMERICAN INDEPENDENT PARTY	PAGE
GOVERNOR.	11.1
LT. GOVERNOR.	11.1
SECRETARY OF STATE.	11.1
CONTROLLER.	11.1
TREASURER	11.1
ATTORNEY GENERAL.	11.1
U. S. SENATOR	12.1
CONGRESS, 14th DISTRICT	12.1

PEACE AND FREEDOM	PAGE
GOVERNOR.	13.1
LT. GOVERNOR.	13.1
SECRETARY OF STATE.	13.1
CONTROLLER.	13.1
TREASURER	13.1
ATTORNEY GENERAL.	13.1
EQUALIZATION, 1st DISTRICT.	14.1
U. S. SENATOR	14.1

LIBERTARIAN	PAGE
GOVERNOR.	16.1
LT. GOVERNOR.	16.1
SECRETARY OF STATE.	16.1
CONTROLLER.	16.1
TREASURER	16.1
ATTORNEY GENERAL.	16.1
EQUALIZATION, 1st DISTRICT.	17.1
CONGRESS, 14th DISTRICT	17.1
ASSEMBLY, 5th & 7th DISTRICTS	17.1

COUNTY OFFICES	PAGE
CLERK-RECORDER.	19.1
DISTRICT ATTORNEY	19.1
SHERIFF-CORONER	19.1
ASSESSOR.	24.1
AUDITOR	24.1
TREASURER-TAX COLLECTOR	24.1
SUPERVISOR, DISTRICT 1 & 2.	21.1

SCHOOLS	PAGE
STATE SUPERINTENDENT.	20.1
COUNTY SUPERINTENDENT	20.1

JUDICIAL	
SEAT 1 & 2	22.1
SEAT 3	23.1

STATE PROPOSITIONS	
1 - PRISON CONST.	25.1
2 - PRESIDENT OF SENATE	25.1
3 - REAL PROPERTY VALUATION	25.1
4 - FELONY BAIL	26.1
5 - GIFT TAX.	26.1
6 - GIFT TAX.	26.1
7 - INCOME TAX.	27.1
8 - CRIMINAL JUSTICE.	27.1
9 - PERIPHERAL CANAL.	27.1
10 - CONG. REAPPORTIONMENT	27.1
11 - ST. SENATE REAPPORTIONMENT.	28.1
12 - ASSEMBLY REAPPORTIONMENT.	28.1

June 8, 1982

DEMOCRATIC STATE OFFICES - GOVERNOR

PAGE NUMBER 001.00002

		REGISTERED VOTERS	VOTES CAST	TURNOUT	DEMOCRATIC GOVERNOR	PARNELL	BRADLEY	BAGLEY	KIMMETT	TREVINO	THOMAS	OBLEDO	MARCUS	SEAMAN	GARAMENDI	RAMOS	ABBOTT
					1001	1001	1003	1002	1001	1013	1012	1008	1007	1011	1004	1010	1001
CONSOL PRECINCT 94		315	189	60.0	4	3	57	2			3	1	3		104	3	1
CONSOL PRECINCT 95		412	259	62.9	3	3	66	2			4	1			157		2
CONSOL PRECINCT 96		230	147	63.9		1	57		3	1	4				66		1
CONSOL PRECINCT 97		193	88	45.6			54	1		2	3		1		42	1	
CONSOL PRECINCT 98		347	183	52.7		1	62	2		2	4				97		1
CONSOL PRECINCT 99		58	28	48.3		1	8	1			1		1		14		1
CONSOL PRECINCT 100		454	230	50.7	3	6	84	5	1	1	4	9	1		106	1	1
CONSOL PRECINCT 101		366	179	48.9	6	6	88	2	2		2	3			57	1	1
CONSOL PRECINCT 102		409	187	45.7	1	3	89	4	2		3	6			70		3
CONSOL PRECINCT 103		264	156	59.1	1	3	62	4		1	1	1		2	79		
CONSOL PRECINCT 104		377	230	61.0		2	94	4	2		9	2		2	95	1	2
CONSOL PRECINCT 105		361	192	53.2		2	86	2	2		3	3	2		82	1	2
CONSOL PRECINCT 106		220	91	41.4			36	1	1	2	3	1		1	36		1
CONSOL PRECINCT 107		299	92	30.8			50	2	1					1	29	1	
CONSOL PRECINCT 108		380	141	37.1	1	3	76	4		1	3	2	2		41		2
CONSOL PRECINCT 109		322	79	24.5		4	43			1	2	2			20		
CONSOL PRECINCT 110		350	195	55.7	1	1	102	3	1	2	5	4	2	2	63		
CONSOL PRECINCT 111		524	279	53.2	1	3	138	3		1	4	8		2	99	2	2
CONSOL PRECINCT 112		275	149	54.2		2	67	1	1		3	3	1		66		
CONSOL PRECINCT 113		265	123	46.4		2	57				1	2			53		
CONSOL PRECINCT 114		34	16	47.1			8			1					5		
CONSOL PRECINCT 115		52	19	36.5			8	1				1			9		
CONSOL PRECINCT 116		123	63	51.2	2	1	29	1		1					20		2
CONSOL PRECINCT 117		229	83	36.2		3	36		1	1	3				33		
CONSOL PRECINCT 118		346	112	32.4		1	66	1	1		3				34	1	1
CONSOL PRECINCT 119		231	97	42.0	1	1	45					2			42		
CONSOL PRECINCT 120		318	112	35.2	3	3	52	3	1		1	2	1		42		
CONSOL PRECINCT 121		211	68	32.2			49							1	15		
CONSOL PRECINCT 122		400	259	64.8	1	3	131	7		1	5	5			97		1
CONSOL PRECINCT 123		384	237	61.7	1	3	103	4	2	1	8	10	1		93		
CONSOL PRECINCT 124		266	152	57.1	2	2	51	4		2	2	4		1	74		1
CONSOL PRECINCT 201		35	13	37.1			6				1				5		
CONSOL PRECINCT 202		101	65	64.4	2		25		1				2		28		1
CONSOL PRECINCT 203		86	61	70.9	1		34				3				21		
CONSOL PRECINCT 204		99	24	24.2			10								14		
CONSOL PRECINCT 205		95	60	63.2			18				1	3			34		
CONSOL PRECINCT 206		49	24	49.0		1	12								9		
CONSOL PRECINCT 207		43	13	30.2			6						1		4		
ABSENTEE SUP DIST 1-01			302			3	130	4		1	2	3			151	1	1
ABSENTEE SUP DIST 1-02			1														
ABSENTEE SUP DIST 2-03			73				26				1		1	1	43		
ABSENTEE SUP DIST 2-04			95			1	34				1	3			50		1
ABSENTEE SUP DIST 3-05			181		2	1	76	1	1	1	2		1	3	87	1	
ABSENTEE SUP DIST 3-06			121		2		45				2			2	63		
ABSENTEE SUP DIST 4-07			139		1	1	47	1			1	3			77		
ABSENTEE SUP DIST 4-08			26				6				2				16		
ABSENTEE SUP DIST 5-09			111		3		42	1	2	2		1			55		
ABSENTEE SUP DIST 5-10			58				32				2				21		
**** T O T A L S ****		36121	20211	56.0	153	307	8266	277	101	91	395	572	83	59	8869	71	129

RECAP

June 8, 1982

DEMOCRATIC STATE OFFICES - GOVERNOR

PAGE NUMBER 001.00000

REGISTERED VOTERS	VOTES CAST	TURNOUT	DEMOCRATIC GOVERNOR	LIEBENBERG	PARNELL	BRADLEY	BAGLEY	KIMMETT	TREVINO	THOMAS	OBLEDO	MARCUS	SEAMAN	GARAMENDI	RAMOS	ABBOTT
			1006	1009	1003	1002	1005	1013	1012	1008	1007	1011	1004	1010	1001	

SUPERVISORIAL DIST 1	9340	4863	52.1	39	64	1871	64	24	22	78	231	19	20	2199	18	28
SUPERVISORIAL DIST 2	6014	3383	56.3	26	50	1273	51	20	10	104	117	15	11	1522	18	29
SUPERVISORIAL DIST 3	7834	4165	53.2	28	70	1876	71	16	18	80	77	18	8	1687	14	21
SUPERVISORIAL DIST 4	7013	3891	55.5	37	68	1475	43	20	20	65	86	14	6	1845	13	36
SUPERVISORIAL DIST 5	5920	2802	47.3	15	49	1333	41	18	17	55	49	13	8	1052	6	13
TOTAL SUP. DIST VOTES	36121	19104	52.9	145	301	7828	270	98	87	382	560	79	53	8305	69	127
TOTAL ABSENTEE VOTES		1107		6	6	438	7	3	4	13	12	4	6	564	2	2
** TOTAL VOTES **	36121	20211	56.0	153	307	8266	277	101	91	395	572	83	59	8869	71	129
CITY OF AUBURN	2441	1282	52.5	11	18	585	29	4	6	19	30	1	1	516	2	5
CITY OF COLFAX	350	195	55.7	1	1	102	3	1	2	5	4	2	2	63		
CITY OF LINCOLN	1313	674	51.3	3	10	300	15	5	4	14	68	3	3	216	2	6
CITY OF ROCKLIN	1964	1028	52.3	11	20	417	16	3	2	14	27	2	1	469	3	7
CITY OF ROSEVILLE	8474	4335	51.2	35	56	1669	56	20	19	63	214	18	16	1956	18	26
UNINCORPORATED	21579	11590	53.7	84	196	4755	151	65	54	267	217	54	30	5085	44	83
14TH CONGRESSIONAL	36121	20211	56.0	153	307	8266	277	101	91	395	572	83	59	8869	71	129
U.S. SENATORIAL DIST	36121	20211	56.0	153	307	8266	277	101	91	395	572	83	59	8869	71	129
ASSEMBLY DIST 5				109	181	4829	172	54	50	258	388	39	37	5834	52	87
ASSEMBLY DIST 7				44	126	3437	105	47	41	137	184	44	22	3035	19	42

June 8, 1982

DEMOCRATIC STATE OFFICES - LT. GOVERNOR THRU ASSEMBLYMAN

PAGE NUMBER 002.00002

	REGISTERED VOTERS	VOTES CAST	TURNOUT	SMITH DEMOCRATIC GOVERNOR 1025	WATKINS 1026	PINEDA JR 1024	MC CARTHY 1023		SMITH DEMOCRATIC SEC. OF STATE 1036	HOWARD 1034	KEYSER 1031	EU 1033		CLARK DEMOCRATIC CONTROLLER 1043	CORY 1044
CONSOL PRECINCT 94	315	189	60.0	20	9	8	133		12	13	12	127		33	126
CONSOL PRECINCT 95	412	259	62.9	10	17	11	186		19	12	11	189		49	180
CONSOL PRECINCT 96	230	147	63.9	8	10	8	100		11	4	11	109		14	124
CONSOL PRECINCT 97	198	88	44.4	7	9	1	63		8	2	4	64		21	57
CONSOL PRECINCT 98	347	183	52.7	16	19	12	109		25	14	12	106		35	123
CONSOL PRECINCT 99	58	28	48.3	3	6	4	15		5	3	5	15		7	20
CONSOL PRECINCT 100	454	230	50.7	19	31	10	149		19	11	16	169		38	176
CONSOL PRECINCT 101	366	179	48.9	19	10	15	111		25	7	16	108		28	126
CONSOL PRECINCT 102	409	187	45.7	15	13	10	124		12	9	10	128		18	137
CONSOL PRECINCT 103	264	156	59.1	20	10	12	95		17	9	7	105		16	120
CONSOL PRECINCT 104	377	230	61.0	19	13	23	146		20	11	20	156		36	165
CONSOL PRECINCT 105	361	192	53.2	12	13	23	121		16	4	15	142		25	153
CONSOL PRECINCT 106	220	91	41.4	10	5	5	55		8	4	6	61		17	61
CONSOL PRECINCT 107	299	92	30.8	3	15	6	55		9	6	6	58		21	59
CONSOL PRECINCT 108	380	141	37.1	8	14	4	95		11	7	11	98		23	96
CONSOL PRECINCT 109	232	79	34.1	5	5	5	47		6	4	6	52		13	54
CONSOL PRECINCT 110	350	195	55.7	10	22	13	129		8	13	21	129		22	146
CONSOL PRECINCT 111	524	279	53.2	23	25	23	169		33	17	20	186		42	211
CONSOL PRECINCT 112	275	149	54.2	7	13	11	97		8	4	9	106		23	102
CONSOL PRECINCT 113	265	123	46.4	6	6	8	92		2	2	5	98		20	97
CONSOL PRECINCT 114	34	16	47.1	2	2	4	8		1		4	6		2	9
CONSOL PRECINCT 115	52	19	36.5			1	14				1	18			18
CONSOL PRECINCT 116	123	63	51.2	4	7	4	31		12	3	4	32		8	39
CONSOL PRECINCT 117	229	83	36.2	6	8	1	53		10	2	5	57		20	54
CONSOL PRECINCT 118	346	112	32.4	11	7	10	68		9	4	7	81		15	81
CONSOL PRECINCT 119	231	97	42.0	12	8	2	56		10	4	8	64		12	64
CONSOL PRECINCT 120	318	112	35.2	9	5	4	69		9	2	5	76		16	74
CONSOL PRECINCT 121	211	68	32.2	4	5	3	49		9	2	1	44		11	46
CONSOL PRECINCT 122	400	259	64.8	18	19	20	180		23	17	21	174		43	199
CONSOL PRECINCT 123	384	237	61.7	19	17	19	160		20	11	22	168		60	157
CONSOL PRECINCT 124	266	152	57.1	11	16	18	95		15	6	10	114		27	116
CONSOL PRECINCT 201	355	13	37.1				11		1			12		1	12
CONSOL PRECINCT 202	101	65	64.4	4	4	9	45		14	3	3	41		10	52
CONSOL PRECINCT 203	86	61	70.9	2	6	6	45		8	1	2	42		9	43
CONSOL PRECINCT 204	59	24	40.7	1	2	2	15		5	1	1	17		1	21
CONSOL PRECINCT 205	95	60	63.2	7	1	5	33		6	1	1	45		3	47
CONSOL PRECINCT 206	49	24	49.0	2	2	1	17		1	2		17		2	18
CONSOL PRECINCT 207	43	13	30.2	1	1	1	9					11		2	8
ABSENTEE SUP DIST 1-01		302		15	13	16	211		10	5	10	246		43	232
ABSENTEE SUP DIST 1-02		1													
ABSENTEE SUP DIST 2-03		73		6	4	4	54		10	1	3	52		12	56
ABSENTEE SUP DIST 2-04		95		9	2	2	70		5	6	11	69		12	77
ABSENTEE SUP DIST 3-05		181		13	8	13	130		12	10	4	147		15	159
ABSENTEE SUP DIST 3-06		121		4	7	8	89		11	4	4	94		14	99
ABSENTEE SUP DIST 4-07		139		8	8	3	105		15	5	5	100		16	112
ABSENTEE SUP DIST 4-08		26		3	1	1	20		3	1	1	19		6	18
ABSENTEE SUP DIST 5-09		111		8	7	10	70		11	2	7	82		13	85
ABSENTEE SUP DIST 5-10		58		1	3	2	43		3		4	48		14	39
**** T O T A L S ****	36121	20211	56.0	1475	1573	1376	13449		1713	871	1314	14372		3088	15072

RECAP

June 8, 1982

DEMOCRATIC STATE OFFICES - LT. GOVERNOR THRU ASSEMBLYMAN

PAGE NUMBER 002.00000

	REGISTERED VOTERS	VOTES CAST	TURNOUT	SMITH DEMOCRATIC LT. GOVERNOR 10051	WATKINS 10061	PINEDA JR 10024	MC CARTHY 10023	SMITH DEMOCRATIC SEC. OF STATE 10036	HOWARD 10034	KEYSER 10035	EU 10031	CLARK DEMOCRATIC CONTROLLER 10043	CORY 10044
SUPERVISORIAL DIST 1	9340	4863	52.1	349	371	325	3342	398	225	307	3459	674	3725
SUPERVISORIAL DIST 2	6014	3383	56.3	257	284	268	2199	310	145	250	2362	570	2499
SUPERVISORIAL DIST 3	7834	4165	53.2	311	322	303	2699	352	154	263	2986	615	3088
SUPERVISORIAL DIST 4	7013	3891	55.5	291	317	213	2618	324	190	240	2776	625	2874
SUPERVISORIAL DIST 5	5920	2802	47.3	200	226	208	1798	249	123	205	1931	458	2009
TOTAL SUP. DIST VOTES	36121	19104	52.9	1408	1520	1317	12656	1633	837	1265	13514	2942	14195
TOTAL ABSENTEE VOTES		1107		67	53	59	793	80	34	49	858	146	877
** TOTAL VOTES **	36121	20211	56.0	1475	1573	1376	13449	1713	871	1314	14372	3088	15072
CITY OF AUBURN	2441	1282	52.5	95	77	76	857	93	54	67	956	164	967
CITY OF COLFAX	350	195	55.7	10	22	13	129	8	13	21	129	22	146
CITY OF LINCOLN	1313	674	51.3	46	64	75	425	58	32	61	440	106	490
CITY OF ROCKLIN	1964	1028	52.3	97	80	57	682	88	49	61	718	141	765
CITY OF ROSEVILLE	8474	4335	51.2	304	320	294	2993	340	209	269	3111	578	3347
UNINCORPORATED	21579	11590	53.7	856	957	802	7570	1046	480	786	8160	1931	8480
14TH CONGRESSIONAL U.S. SENATORIAL DIST	36121	20211	56.0	1475	1573	1376	13449	1713	871	1314	14372	3088	15072
ASSEMBLY DIST 5				929	907	938	8365	1007	558	714	8930	1805	9351
ASSEMBLY DIST 7				546	666	635	5084	706	313	600	5442	1283	5721

June 8, 1982

DEMOCRATIC STATE OFFICES - LT. GOVERNOR THRU ASSEMBLYMAN

PAGE NUMBER 003.00002

			REGISTERED VOTERS	VOTES CAST	TURNOUT	UNRUH DEMOCRATIC TREASURER	RAINS DEMOCRATIC ATTORNEY GENERAL	VAN DE KAMP	SCOTT DEM B D OF EQUAL DIST 1	SHIMMON	CHURCH	COLLIS	GOLDSTEIN	BROWN JR	KOPP	MONTEREY
						1054	1062	1063	1074	1075	1069	1070	1071	1068	1072	1073
CONSOL PRECINCT 94			315	189	60.0	141	82	74	20	41	14	16	11	6	27	1
CONSOL PRECINCT 95			412	259	62.9	194	108	101	21	58	15	17	20	12	32	6
CONSOL PRECINCT 96			230	147	63.9	121	69	57	12	42	10	15	10	6	13	3
CONSOL PRECINCT 97			198	88	44.4	67	32	44	9	30	8	5	7	2	10	1
CONSOL PRECINCT 98			347	183	52.7	135	76	74	22	41	14	13	9	9	22	4
CONSOL PRECINCT 99			58	28	48.3	21	7	18	3	12	1	4	4	1	3	2
CONSOL PRECINCT 100			454	230	50.7	193	101	98	30	57	16	23	13	20	12	11
CONSOL PRECINCT 101			366	179	48.9	131	69	68	30	36	14	15	13	13	8	3
CONSOL PRECINCT 102			409	187	45.7	140	73	73	16	49	21	17	10	6	14	2
CONSOL PRECINCT 103			264	156	59.1	114	71	57	18	30	17	16	8	3	22	1
CONSOL PRECINCT 104			377	230	61.0	171	102	79	15	60	24	20	16	10	22	1
CONSOL PRECINCT 105			361	192	53.2	144	94	63	15	54	20	13	17	4	29	2
CONSOL PRECINCT 106			220	91	41.4	67	33	39	3	23	7	8	3	3	13	1
CONSOL PRECINCT 107			299	92	30.8	65	43	27	6	17	4	8	2	5	23	2
CONSOL PRECINCT 108			380	141	37.1	104	46	53	9	31	7	13	8	4	18	5
CONSOL PRECINCT 109			232	79	34.1	59	25	35	1	15	1	9	2	1	22	1
CONSOL PRECINCT 110			350	195	55.7	135	88	70	12	51	24	11	20	14	14	8
CONSOL PRECINCT 111			524	279	53.2	211	132	101	26	79	23	21	19	13	28	8
CONSOL PRECINCT 112			275	149	54.2	107	64	48	8	29	17	14	5	6	13	3
CONSOL PRECINCT 113			265	123	46.4	101	61	42	14	45	12	6	9	5	8	2
CONSOL PRECINCT 114			34	16	47.1	8	5	4	3	6	1					
CONSOL PRECINCT 115			52	19	36.5	18	6	9	3	2					4	
CONSOL PRECINCT 116			123	63	51.2	40	22	18	1	9	4	5	2	2	16	
CONSOL PRECINCT 117			229	83	36.2	62	25	41	3	18	6	5	3	6	13	2
CONSOL PRECINCT 118			346	112	32.4	77	38	44	3	18	9	4	4	8	27	1
CONSOL PRECINCT 119			231	97	42.0	63	34	41	1	21	4	9	7	1	22	2
CONSOL PRECINCT 120			318	112	35.2	77	39	43	4	13	7	13	7	6	18	1
CONSOL PRECINCT 121			211	68	32.2	48	14	34	2	17	5	1	2	3	16	3
CONSOL PRECINCT 122			400	259	64.8	191	123	97	20	73	27	20	20	8	33	6
CONSOL PRECINCT 123			384	237	61.7	185	119	87	12	76	27	20	20	13	16	4
CONSOL PRECINCT 124			266	152	57.1	118	78	52	7	53	21	15	7	6	15	2
CONSOL PRECINCT 201			35	13	37.1	10	5	4	1	1			2	1	1	1
CONSOL PRECINCT 202			101	65	64.4	52	25	33	6	12	9	6	7	3	12	
CONSOL PRECINCT 203			86	61	70.9	50	34	16	4	20	11	3	3	3	3	
CONSOL PRECINCT 204			59	24	40.7	18	7	9	5	7	1	2	2	1	3	
CONSOL PRECINCT 205			95	60	63.2	45	23	22	6	16	3	6	2	1	3	3
CONSOL PRECINCT 206			49	24	49.0	17	14	7	1	9	3	1	1	2		
CONSOL PRECINCT 207			43	13	30.2	8	6	2		2	2		1	2	3	1
ABSENTEE SUP DIST 1-01				302		226	140	117	33	88	23	14	4	15	37	5
ABSENTEE SUP DIST 1-02				1												
ABSENTEE SUP DIST 2-03				73												
ABSENTEE SUP DIST 2-04				95												
ABSENTEE SUP DIST 3-05				181		141	92	66	27	48	15	15	10	3	25	2
ABSENTEE SUP DIST 3-06				121		96	58	48	6	38	9	8	11	14	15	1
ABSENTEE SUP DIST 4-07				139		110	74	43	22	32	10	8	5	6	17	1
ABSENTEE SUP DIST 4-08				26		19	14	9	1	8	2	5	1	1	5	
ABSENTEE SUP DIST 5-09				111		87	58	32	4	35	9	4	5	2	21	1
ABSENTEE SUP DIST 5-10				58		46	26	21		12	2	4	4	4	23	
**** T O T A L S ****			36121	20211	56.0	15463	8459	8189	2138	4867	1755	1716	1277	913	2140	397

RECAP

June 8, 1982

DEMOCRATIC STATE OFFICES - LT. GOVERNOR THRU ASSEMBLYMAN

PAGE NUMBER 003.00000	REGISTERED VOTERS	VOTES CAST	TURNOUT	UNRUH DEMOCRATIC TREASURER 1054	RAINS DEMOCRATIC ATTORNEY GENERAL 1062	VAN DE KAMP 1063	SCOTT DE MB D OF EQUAL DIST 1 1074	SHIMMON 1075	CHURCH 1069	COLLIS 1070	GOLDSTEIN 1071	BROWN JR 1068	KOPP 1072	MONTEREY 1073
SUPERVISORIAL DIST 1	9340	4863	52.1	3776	1911	2142	643	1042	411	502	298	232	463	106
SUPERVISORIAL DIST 2	6014	3383	56.3	2601	1374	1436	333	919	318	271	240	156	291	62
SUPERVISORIAL DIST 3	7834	4165	53.2	3155	1802	1556	447	973	377	342	267	176	427	69
SUPERVISORIAL DIST 4	7013	3891	55.5	3017	1632	1622	442	913	304	320	251	176	416	89
SUPERVISORIAL DIST 5	5920	2802	47.3	2059	1197	1029	170	710	252	215	173	120	373	53
TOTAL SUP. DIST VOTES	36121	19104	52.9	14608	7916	7785	2035	4557	1662	1650	1229	860	1970	379
TOTAL ABSENTEE VOTES		1107		855	543	404	103	310	93	66	48	53	170	18
** TOTAL VOTES **	36121	20211	56.0	15463	8459	8189	2138	4867	1755	1716	1277	913	2140	397
CITY OF AUBURN	2441	1282	52.5	1001	527	491	153	281	115	111	69	56	135	19
CITY OF COLFAX	350	195	55.7	135	88	70	12	51	24	11	20	14	14	8
CITY OF LINCOLN	1313	674	51.3	516	273	280	59	218	61	69	32	37	36	14
CITY OF ROCKLIN	1964	1028	52.3	788	406	436	120	234	91	89	67	47	97	20
CITY OF ROSEVILLE	8474	4335	51.2	3384	1685	1922	570	948	350	445	259	214	412	97
UNINCORPORATED	21579	11590	53.7	8784	4937	4586	1121	2825	1021	925	782	492	1276	221
14TH CONGRESSIONAL U.S. SENATORIAL DIST	36121	20211	56.0	15463	8459	8189	2138	4867	1755	1716	1277	913	2140	397
ASSEMBLY DIST 5				9567	5029	5320	1586	2705	1008	1098	1058	540	1274	272
ASSEMBLY DIST 7				5896	3430	2869	552	2162	747	618	219	373	866	125

June 8, 1982

DEMOCRATIC STATE OFFICES - LT. GOVERNOR THRU ASSEMBLYMAN

PAGE NUMBER 004.00002

		REGISTERED VOTERS	VOTES CAST	TURNOUT	DEMOCRATIC U.S. SENATOR	WEITZ J R	VIDAL	HAMPTON	BROWN J R	BUCHANAN	METZGER	MORGAN	CARPENTER	CAPLETTE	DUBINSKY-CHOTE	WHITEHURST
					114	113	110	105	106	111	112	108	107	109	115	
CONSOL PRECINCT 94		315	189	60.0	7	37			49	2	10	6	40	4	4	14
CONSOL PRECINCT 95		412	259	62.9	1	52	2		68	6	11	12	45	3	6	30
CONSOL PRECINCT 96		230	147	63.9	2	20	9		45	7	7		29	1	3	14
CONSOL PRECINCT 97		198	188	94.9	1	12	3		30	2	7	3	19		1	3
CONSOL PRECINCT 98		347	183	52.7	3	26	5		51	6	7	8	43	6	2	9
CONSOL PRECINCT 99		58	28	48.3		6			9	1	2	1	6	2		2
CONSOL PRECINCT 100		454	230	50.7	5	19	4		96	9	6	11	36	4	2	22
CONSOL PRECINCT 101		366	179	48.9	5	15	3		88	3	9	8	27		2	6
CONSOL PRECINCT 102		409	187	45.7	5	18	4		72	8	12	11	28	3		17
CONSOL PRECINCT 103		264	156	59.1	4	17	11		53	3	1	4	28		4	18
CONSOL PRECINCT 104		377	230	61.0	1	24	17		74	9	15	4	43	6	4	7
CONSOL PRECINCT 105		361	192	53.2	2	27	7		69	9	13	6	30	4		9
CONSOL PRECINCT 106		220	91	41.4	2	14	3		29	3	6	1	18	2	1	3
CONSOL PRECINCT 107		299	92	30.8	2	15	1		43	5	2	2	12		2	4
CONSOL PRECINCT 108		380	141	37.1	2	15	4		68	2	5	4	19		5	4
CONSOL PRECINCT 109		232	79	34.0	1	12	1		42	4	2	2	3		2	2
CONSOL PRECINCT 110		350	195	55.7	2	17	9		85	9	20		19	3	3	12
CONSOL PRECINCT 111		524	279	53.2	1	27	21		96	15	17	8	47	5	3	9
CONSOL PRECINCT 112		275	149	54.2	2	22	5		58	11	5	5	16	5		8
CONSOL PRECINCT 113		265	123	46.4		11	3		47	8	5	4	23	2	2	8
CONSOL PRECINCT 114		34	16	47.1		1	1		4		2		1		1	
CONSOL PRECINCT 115		52	19	36.5		2			6	1		4	6			
CONSOL PRECINCT 116		123	63	51.2	1	9	2		20	2	3	2	11	1	1	2
CONSOL PRECINCT 117		229	83	36.2	2	17	2		27	8	2	2	11	1	3	4
CONSOL PRECINCT 118		346	112	32.4	1	11	1		63	4	2	3	11	2		4
CONSOL PRECINCT 119		231	97	42.0		15	1		49	1	2		16		4	3
CONSOL PRECINCT 120		318	112	35.2		18	3		60	3	4		19	1	1	2
CONSOL PRECINCT 121		211	68	32.2	1	11	1		30	2	2	2	10			4
CONSOL PRECINCT 122		400	259	64.8	1	26	12		104	13	17	11	43	3	2	11
CONSOL PRECINCT 123		384	237	61.7	1	23	15		79	10	11	16	54	4	4	7
CONSOL PRECINCT 124		266	152	57.1	2	19	6		53	5	6	8	35	3		7
CONSOL PRECINCT 201		35	13	37.1		2			1		1		5			
CONSOL PRECINCT 202		101	65	64.4		23	4		17	4	1	5	5	1	1	2
CONSOL PRECINCT 203		86	61	70.9		9	2		22	2		4	10	3		3
CONSOL PRECINCT 204		59	24	40.7	2	2	1		12		1		4		2	
CONSOL PRECINCT 205		95	60	63.2	1	6			26	1	4	3	6	1		1
CONSOL PRECINCT 206		49	24	49.0		1	2		9		1	1	6	2		
CONSOL PRECINCT 207		43	13	30.2		2			8		1		3			
ABSENTEE SUP DIST 1-01			302			48	3		129	8	8	10	45	1	1	18
ABSENTEE SUP DIST 1-02			1													
ABSENTEE SUP DIST 2-03			73		1	10			30	1	2	2	13	2	2	5
ABSENTEE SUP DIST 2-04			95			16	4		34	4	4	6	14			12
ABSENTEE SUP DIST 3-05			181			32	3		71	3	4	5	39		3	3
ABSENTEE SUP DIST 3-06			121		1	14	4		44	3	5	2	27	3	1	7
ABSENTEE SUP DIST 4-07			139		1	15			61	4	7	5	27	1		11
ABSENTEE SUP DIST 4-08			26			4	1		8	1	3	3	5			1
ABSENTEE SUP DIST 5-09			111		1	21	3		32	2	4	5	27	1	2	4
ABSENTEE SUP DIST 5-10			58			10	1		31	2		3	6	1		1
**** T O T A L S ****		36121	20211	56.0	301	2470	547	7538	694	834	798	3756	316	244	1150	

RECAP

June 8, 1982

DEMOCRATIC STATE OFFICES - LT. GOVERNOR THRU ASSEMBLYMAN

PAGE NUMBER 004.00000

	REGISTERED VOTERS	VOTES CAST	TURNOUT	WERTZ J R DEMOCRATIC U.S. SENATOR	VIDAL	HAMPTON	BROWN J R	BUCHANAN	METZGER	MORGAN	CARPENTER	CAPLETTE	DUBINSKY-CHOTE	WHITEHURST
SUPERVISORIAL DIST 1	9340	4863	52.1	96	538	89	1949	107	187	194	914	76	51	301
SUPERVISORIAL DIST 2	6014	3383	56.3	40	384	112	1166	157	143	153	705	54	51	189
SUPERVISORIAL DIST 3	7834	4165	53.2	68	540	115	1530	156	176	171	751	68	39	209
SUPERVISORIAL DIST 4	7013	3891	55.5	69	502	97	1339	122	156	150	743	66	56	278
SUPERVISORIAL DIST 5	5920	2802	47.3	24	336	115	1114	124	137	89	440	43	38	110
TOTAL SUP. DIST VOTES	36121	19104	52.9	297	2300	528	7098	666	799	757	3553	307	235	1087
TOTAL ABSENTEE VOTES		1107		4	170	19	440	28	35	41	203	9	9	63
** TOTAL VOTES **	36121	20211	56.0	301	2470	547	7538	694	834	798	3756	316	244	1150
CITY OF AUBURN	2441	1282	52.5	25	172	20	531	44	41	43	227	17	11	54
CITY OF COLFAX	350	195	55.7	2	17	9	85	9	20	2	19	3	3	12
CITY OF LINCOLN	1313	674	51.3	3	31	36	279	30	25	36	133	7	15	29
CITY OF ROCKLIN	1964	1028	52.3	17	107	27	411	28	40	41	178	13	9	86
CITY OF ROSEVILLE	8474	4335	51.2	86	479	75	1766	86	153	168	809	62	47	277
UNINCORPORATED	21579	11590	53.7	164	1494	361	4026	469	520	467	2187	205	150	629
14TH CONGRESSIONAL U.S. SENATORIAL DIST	36121	20211	56.0	301	2470	547	7538	694	834	798	3756	316	244	1150
ASSEMBLY DIST 5				222	1565	210	4663	324	479	485	2352	195	143	806
ASSEMBLY DIST 7				79	905	337	2875	370	355	313	1404	121	101	344

June 8, 1982

DEMOCRATIC STATE OFFICES - LT. GOVERNOR THRU ASSEMBLYMAN

PAGE NUMBER 005.00002		REGISTERED VOTERS	VOTES CAST	TURNOUT	DEM U S CONGRESS DIST 14	COLEBURN DIST 14	REED DIST 14	LOREE DIST 14	SANDBORN DIST 14	STEELE DIST 14	MOORHEAD DIST 14	WATERS DIST 14	BAKER DIST 14					
CONSOL PRECINCT 94		315	189	60.0	43	46	14	27	26	142								
CONSOL PRECINCT 95		412	259	62.9	43	78	18	42	28	176								
CONSOL PRECINCT 96		230	147	63.9	22	56	10	26	11			91	37					
CONSOL PRECINCT 97		198	88	44.4	25	39	5	10	3	69								
CONSOL PRECINCT 98		347	183	52.7	33	58	18	31	10	136								
CONSOL PRECINCT 99		58	28	48.3	12	55	4	6	1	22								
CONSOL PRECINCT 100		454	230	50.7	50	88	15	39	19	191								
CONSOL PRECINCT 101		366	179	48.9	32	88	10	21	9	127								
CONSOL PRECINCT 102		409	187	45.7	29	69	13	24	14	119								
CONSOL PRECINCT 103		264	156	59.1	43	46	12	21	12	110								
CONSOL PRECINCT 104		377	230	61.0	39	51	28	47	17			136	55					
CONSOL PRECINCT 105		361	192	53.2	22	69	12	43	14			116	45					
CONSOL PRECINCT 106		220	91	41.4	18	24	11	12	6			49	21					
CONSOL PRECINCT 107		299	92	30.8	20	17	12	17	11			50	25					
CONSOL PRECINCT 108		380	141	37.1	21	27	13	25	21			77	32					
CONSOL PRECINCT 109		232	79	34.1	15	13	9	9	8			44	17					
CONSOL PRECINCT 110		350	195	55.7	30	64	17	34	17			122	45					
CONSOL PRECINCT 111		524	279	53.2	31	79	22	62	38			154	70					
CONSOL PRECINCT 112		275	149	54.2	26	31	11	32	15			77	42					
CONSOL PRECINCT 113		265	123	46.4	18	46	7	22	12			86	22					
CONSOL PRECINCT 114		34	16	47.1	2	4	1	2	5			10	5					
CONSOL PRECINCT 115		52	19	36.5	4	4	4	4	3			13	1					
CONSOL PRECINCT 116		123	63	51.2	4	17	7	10	4			29	12					
CONSOL PRECINCT 117		229	83	36.2	19	23	3	12	8			49	17					
CONSOL PRECINCT 118		346	112	32.4	12	29	6	10	18			66	14					
CONSOL PRECINCT 119		231	97	42.4	14	31	7	12	12			54	19					
CONSOL PRECINCT 120		318	112	35.2	11	21	16	14	11			46	23					
CONSOL PRECINCT 121		211	68	32.2	8	18	5	9	6			36	14					
CONSOL PRECINCT 122		400	259	64.8	48	71	20	58	25			156	67					
CONSOL PRECINCT 123		384	237	61.7	29	81	19	51	21			135	64					
CONSOL PRECINCT 124		266	152	57.1	19	51	20	25	16			94	44					
CONSOL PRECINCT 201		35	13	37.1	1	2	1	6	1	11								
CONSOL PRECINCT 202		101	65	64.4	4	23	6	14	8			37	18					
CONSOL PRECINCT 203		86	61	70.9	3	23	5	12	7			34	14					
CONSOL PRECINCT 204		99	24	24.2	2	8	4	3	2	19								
CONSOL PRECINCT 205		95	60	63.2	4	33	4	6	7	44								
CONSOL PRECINCT 206		49	24	49.0	4	8	4	2	2			17	4					
CONSOL PRECINCT 207		43	13	30.2	2	8	1	4	1			6	4					
ABSENTEE SUP DIST 1-01			302		49	151	6	50	17	223								
ABSENTEE SUP DIST 1-02			1															
ABSENTEE SUP DIST 2-03			73		12	29	6	12	7	55								
ABSENTEE SUP DIST 2-04			95		14	37	6	21	11			65	23					
ABSENTEE SUP DIST 3-05			181		29	71	11	33	8	142								
ABSENTEE SUP DIST 3-06			121		10	40	7	30	18			68	36					
ABSENTEE SUP DIST 4-07			139		28	43	10	24	14	116								
ABSENTEE SUP DIST 4-08			26		1	9	2	5	3			17	7					
ABSENTEE SUP DIST 5-09			111		18	42	5	22	7			67	27					
ABSENTEE SUP DIST 5-10			58		8	20	2	9	5			35	13					
**** T O T A L S ****		36121	20211	56.0	3082	7706	1310	3473	1698	9226		4636	1927					

RECAP

June 8, 1982

DEMOCRATIC STATE OFFICES - LT. GOVERNOR THRU ASSEMBLYMAN

PAGE NUMBER 005.00000

	REGISTERED VOTERS	VOTES CAST	TURNOUT	DEEM COLBURN CONGRESS DIST 14	REED	LOREE	SANDBORN	STEELE	DEEM MOORHEAD ASSEMBLY DIST 5	DEEM WATERS ASSEMBLY DIST 7	BAKER						
SUPERVISORIAL DIST 1	9340	4863	52.1	744	2438	236	663	300	3569	27	16						
SUPERVISORIAL DIST 2	6014	3383	56.3	465	1202	228	707	300	986	1259	534						
SUPERVISORIAL DIST 3	7834	4165	53.2	590	1438	275	754	400	1704	1085	468						
SUPERVISORIAL DIST 4	7013	3891	55.5	706	1415	269	628	319	2431	407	1455						
SUPERVISORIAL DIST 5	5920	2802	47.3	408	771	247	514	289		1605	658						
TOTAL SUP. DIST VOTES	36121	19104	52.9	2913	7264	1255	3266	1608	8690	4383	1821						
TOTAL ABSENTEE VOTES		1107		169	442	55	207	90	536	253	106						
** TOTAL VOTES **	36121	20211	56.0	3082	7706	1310	3473	1698	9226	4636	1927						
CITY OF AUBURN	2441	1282	52.5	180	527	90	178	116	987								
CITY OF COLFAX	350	195	55.7	30	64	17	34	17		122	45						
CITY OF LINCOLN	1313	674	51.3	81	315	57	94	41		432	158						
CITY OF ROCKLIN	1964	1028	52.3	250	379	68	135	71	765								
CITY OF ROSEVILLE	8474	4335	51.2	650	2248	212	537	269	3222								
UNINCORPORATED	21579	11590	53.7	1742	3731	811	2288	1094	3716	3829	1618						
14TH CONGRESSIONAL U.S. SENATORIAL DIST	36121	20211	56.0	3082	7706	1310	3473	1698	9226	4636	1927						
ASSEMBLY DIST 5				2100	5232	694	1917	948									
ASSEMBLY DIST 7				982	2474	616	1556	750									

June 8, 1982

REPUBLICAN STATE OFFICES - GOVERNOR AND LT. GOVERNOR

PAGE NUMBER 006.00001

			REGISTERED VOTERS	VOTES CAST	TURNOUT	MAN S FIELD GOVERNOR 1018	CURB 1015	CLARK 1014	DEUKMEJIAN 1016	HIRT 1017	GARCIA LT. GOVERNOR 1027	HALLETT 1028	SHUMWAY CONGRESS DIST 14 1199
CONSOL	PRECINCT	01	99	46	46.5		27		19		3	43	39
CONSOL	PRECINCT	02	100	57	57.0		27		29		5	47	47
CONSOL	PRECINCT	03	278	178	64.0	1	73	4	94	1	33	136	156
CONSOL	PRECINCT	04	114	67	58.8	1	27	1	32	4	6	52	54
CONSOL	PRECINCT	05	82	41	50.0		20	2	19		9	29	28
CONSOL	PRECINCT	06	75	33	44.0	1	10	1	18	1	9	20	24
CONSOL	PRECINCT	07	262	146	55.7	2	34	2	101	3	28	107	129
CONSOL	PRECINCT	08	62	22	35.5	2	5		14	1	6	14	19
CONSOL	PRECINCT	09	78	43	55.1	2	20	1	18		9	28	38
CONSOL	PRECINCT	10	134	82	61.2	2	30		48		16	62	69
CONSOL	PRECINCT	11	153	78	51.0	3	33	1	39	1	11	62	62
CONSOL	PRECINCT	12	144	86	59.7	3	24	2	54	2	15	67	74
CONSOL	PRECINCT	13	128	65	50.8	2	29		27		10	51	56
CONSOL	PRECINCT	14	278	162	58.3	2	63	8	84	3	31	123	145
CONSOL	PRECINCT	15	147	91	61.9	1	42	4	40		9	76	80
CONSOL	PRECINCT	16	192	132	68.8	1	61	2	64		13	103	113
CONSOL	PRECINCT	17	291	172	59.1	4	81	5	71	3	32	130	143
CONSOL	PRECINCT	18	186	102	54.8	4	35		59	1	24	71	81
CONSOL	PRECINCT	19	121	68	56.2		30	4	32		11	53	57
CONSOL	PRECINCT	20	229	141	61.6	1	60	2	75	1	19	113	120
CONSOL	PRECINCT	21	176	92	52.3	2	48	2	39	1	15	77	85
CONSOL	PRECINCT	22	345	205	59.4	2	92	2	102	1	30	154	173
CONSOL	PRECINCT	23	171	97	56.7	1	48	2	44	1	15	76	85
CONSOL	PRECINCT	24	292	155	53.1	1	56	3	89	5	24	119	134
CONSOL	PRECINCT	25	241	148	61.4	3	58	4	72	5	22	118	132
CONSOL	PRECINCT	26	137	90	65.7	1	44	2	37		21	65	78
CONSOL	PRECINCT	27	63	37	58.7		17		18	1	10	24	33
CONSOL	PRECINCT	28	33	22	66.7		13	1	8		5	17	20
CONSOL	PRECINCT	29	134	87	64.9	1	37	4	41	1	4	78	76
CONSOL	PRECINCT	30	187	106	56.7	2	51	4	48	1	23	77	88
CONSOL	PRECINCT	31	57	41	71.9	1	15	2	21		4	34	38
CONSOL	PRECINCT	32	206	110	53.4	2	45	3	55	4	19	82	97
CONSOL	PRECINCT	33	144	88	61.1	2	51	2	31		17	68	75
CONSOL	PRECINCT	34	193	113	61.1	5	60	1	46	1	27	77	93
CONSOL	PRECINCT	35	132	85	64.4	1	41		38	1	13	67	59
CONSOL	PRECINCT	36	223	125	56.1	2	66	5	47	2	17	104	104
CONSOL	PRECINCT	37	166	115	69.3	1	58	2	48		18	87	96
CONSOL	PRECINCT	38	310	220	71.0	7	97	4	102	5	41	159	170
CONSOL	PRECINCT	39	219	137	62.6	2	60	2	65	5	14	116	118
CONSOL	PRECINCT	40	352	234	66.5	7	96	2	117	4	34	179	183
CONSOL	PRECINCT	41	173	104	60.1	2	56	2	43	1	23	73	96
CONSOL	PRECINCT	42	249	179	71.9	4	89	4	75	1	25	145	147
CONSOL	PRECINCT	43	89	62	69.7		21		38	1	9	50	54
CONSOL	PRECINCT	44	370	222	60.0	3	80	4	123	2	31	178	193
CONSOL	PRECINCT	45	246	162	65.9	1	68	3	88	1	28	126	133
CONSOL	PRECINCT	46	190	127	66.8		65	5	51	2	19	97	107
CONSOL	PRECINCT	47	296	192	64.9	2	94	2	90	2	36	145	165
CONSOL	PRECINCT	48	252	136	54.0	4	53	8	67	3	30	100	121
CONSOL	PRECINCT	49	117	66	56.4	2	29	4	30	1	9	53	56
CONSOL	PRECINCT	50	192	123	64.1	2	54	2	62	1	18	93	98
CONSOL	PRECINCT	51	164	94	57.3		43		41	2	15	66	78
CONSOL	PRECINCT	52	323	180	55.7	6	71	5	81	3	24	136	144
CONSOL	PRECINCT	53	179	93	52.0	1	35	3	48	1	16	69	79
CONSOL	PRECINCT	54	183	104	56.8	5	31	2	60	1	16	78	79
CONSOL	PRECINCT	55	237	124	52.3	5	61	2	51	1	31	81	108
CONSOL	PRECINCT	56	254	158	62.2		67	3	84	1	14	123	132
CONSOL	PRECINCT	57	375	248	66.1	7	102	3	118	7	36	191	213
CONSOL	PRECINCT	58	240	136	56.7	4	70	2	51	3	24	101	120
CONSOL	PRECINCT	59	197	141	71.6	1	62	4	63	6	23	101	123
CONSOL	PRECINCT	60	198	115	58.1		48	6	55	2	21	85	99
CONSOL	PRECINCT	61	298	184	61.7	5	74	4	90	5	24	140	156
CONSOL	PRECINCT	62	313	178	56.9	5	62	4	104	1	30	136	160
CONSOL	PRECINCT	63	249	167	68.2		80	4	77	2	15	139	145
CONSOL	PRECINCT	64	225	142	63.1	5	54	2	78	1	34	99	126
CONSOL	PRECINCT	65	179	117	65.4	1	51	3	59	2	19	89	96
CONSOL	PRECINCT	66	146	82	56.2	1	29	2	44		11	55	61
CONSOL	PRECINCT	67	194	117	60.3	4	47	3	58		15	91	100
CONSOL	PRECINCT	68	205	143	69.8	1	66	6	65		20	106	115
CONSOL	PRECINCT	69	163	107	65.6	2	47	2	53		14	84	84
CONSOL	PRECINCT	70	114	72	63.2	1	33		41	2	13	54	65
CONSOL	PRECINCT	71	196	116	59.2	1	66	3	41		34	76	99
CONSOL	PRECINCT	72	199	114	57.3	1	49	3	60		25	76	92
CONSOL	PRECINCT	73	327	166	50.8	3	79	1	72	3	22	124	137
CONSOL	PRECINCT	74	104	52	50.0	2	28		19	1	16	50	40
CONSOL	PRECINCT	75	202	109	54.0	6	51	3	44	2	16	85	90
CONSOL	PRECINCT	76	125	46	36.8		18		27		5	38	36
CONSOL	PRECINCT	77	66	29	43.9	1	17		9	1	6	22	25
CONSOL	PRECINCT	78	296	136	60.2	2	65	1	55	4	15	109	113
CONSOL	PRECINCT	79	178	96	53.9	2	39		52	1	10	76	80
CONSOL	PRECINCT	80	138	72	52.2	2	28	3	36		14	50	63
CONSOL	PRECINCT	81	309	160	51.8		62	5	82	2	27	122	139
CONSOL	PRECINCT	82	383	240	62.7	7	104	2	121	4	55	170	211
CONSOL	PRECINCT	83	231	128	55.4	1	47	6	71	2	16	99	110
CONSOL	PRECINCT	84	193	119	61.7	3	49	1	58		25	87	103
CONSOL	PRECINCT	85	315	190	60.3	1	74	4	108	1	25	154	160
CONSOL	PRECINCT	86	307	199	64.8	1	85	1	107	3	34	155	170
CONSOL	PRECINCT	87	393	256	65.1	3	122	2	115	6	35	199	216
CONSOL	PRECINCT	88	144	101	70.1		46		53	2	11	86	80
CONSOL	PRECINCT	89	185	113	61.1	2	56	3	51		17	92	104
CONSOL	PRECINCT	90	153	95	62.1	1	42	1	48		17	76	90
CONSOL	PRECINCT	91	138	92	66.7	2	52	2	34		12	74	76
CONSOL	PRECINCT	92	294	174	59.2	2	74	5	86	5	25	135	145
CONSOL	PRECINCT	93	156	95	60.9	2	46	1	41	3	21	72	89

June 8, 1982

REPUBLICAN STATE OFFICES - GOVERNOR AND LT. GOVERNOR

PAGE NUMBER 006.00002

		REGISTERED VOTERS	VOTES CAST	TURNOUT	MANFIELD REPUBLICAN GOVERNOR 1018	CURB 1015	CLARK 1014	DEUKMEJIAN 1016	HIRT 1017	GARCIA REPUBLICAN LT. GOVERNOR 1027	HALLETT 1028	SHUMWAY REPUBLICAN CONGRESS DIST 14 199			
CONSOL PRECINCT 94	290	190	65.5	4	97	4	79	2		30	146	168			
CONSOL PRECINCT 95	381	237	62.2	3	116	5	101	3		37	180	207			
CONSOL PRECINCT 96	154	85	55.2		34	3	42			14	66	72			
CONSOL PRECINCT 97	184	91	49.5	2	36	3	44	2		10	75	83			
CONSOL PRECINCT 98	276	177	64.1	1	80	4	86	2		18	146	148			
CONSOL PRECINCT 99	71	41	57.7	3	17	1	17	1		6	35	35			
CONSOL PRECINCT 100	248	121	48.8	1	57	2	51	6		27	86	97			
CONSOL PRECINCT 101	174	93	53.4	5	40	1	38	1		14	70	78			
CONSOL PRECINCT 102	220	96	43.6		42	1	49			20	66	80			
CONSOL PRECINCT 103	208	141	67.8	1	65		74			22	114	126			
CONSOL PRECINCT 104	242	147	60.7	5	63	5	67	5		26	107	116			
CONSOL PRECINCT 105	317	230	72.6	3	155	4	97	7		28	183	188			
CONSOL PRECINCT 106	219	117	53.4	3	65	1	45	3		22	71	91			
CONSOL PRECINCT 107	141	68	48.2		35	2	26	1		19	35	51			
CONSOL PRECINCT 108	313	130	41.5	3	62	4	51	3		27	78	101			
CONSOL PRECINCT 109	244	113	46.3	1	45	1	49	3		23	77	99			
CONSOL PRECINCT 110	204	130	63.7	2	64	5	54	2		23	91	104			
CONSOL PRECINCT 111	213	109	51.2	1	55	3	42	2		26	69	90			
CONSOL PRECINCT 112	197	109	55.3	1	53	3	45	2		24	75	95			
CONSOL PRECINCT 113	175	110	62.9	2	56	4	39	1		14	87	96			
CONSOL PRECINCT 114	13	9	69.2												
CONSOL PRECINCT 115	39	20	51.3												
CONSOL PRECINCT 116	144	61	42.4	2	17	2	36	1		17	32	48			
CONSOL PRECINCT 117	205	98	47.8	4	39	3	40	1		25	53	71			
CONSOL PRECINCT 118	266	123	46.2	2	43	8	61	3		21	82	99			
CONSOL PRECINCT 119	252	115	45.6	4	53	7	46			25	76	86			
CONSOL PRECINCT 120	261	101	38.7	1	34	4	53	1		24	64	81			
CONSOL PRECINCT 121	298	146	49.0		64	3	68	2		29	100	115			
CONSOL PRECINCT 122	364	235	64.6	8	113	5	103	2		45	176	203			
CONSOL PRECINCT 123	258	152	58.9	2	69	6	64	5		25	112	123			
CONSOL PRECINCT 124	171	108	63.2	2	54	1	47	3		20	83	86			
CONSOL PRECINCT 201	29	23	79.3		11	1	10	1			20	18			
CONSOL PRECINCT 202	77	45	58.4	1	26		15			6	37	36			
CONSOL PRECINCT 203	77	59	76.6		23	1	31			9	45	51			
CONSOL PRECINCT 204	37	22	59.5		12		8	1		7	12	20			
CONSOL PRECINCT 205	54	28	51.9		10		18			5	20	24			
CONSOL PRECINCT 206	20	7	35.0												
CONSOL PRECINCT 207	29	6	20.7												
ABSENTEE SUP DIST 1-01		147			75	6	59			17	115	123			
ABSENTEE SUP DIST 1-02		5			1		3			1	4	3			
ABSENTEE SUP DIST 2-03		62		1	34		26	1		7	53	52			
ABSENTEE SUP DIST 2-04		63		1	33		26	1		7	48	50			
ABSENTEE SUP DIST 3-05		228		3	116	1	90	6		31	169	190			
ABSENTEE SUP DIST 3-06		101		1	51		43	2		15	76	76			
ABSENTEE SUP DIST 4-07		164			73	6	81	2		16	142	137			
ABSENTEE SUP DIST 4-08		12			3		7			3	7	9			
ABSENTEE SUP DIST 5-09		104		3	62	1	34	1		19	79	84			
ABSENTEE SUP DIST 5-10		89		2	45	2	35	2		20	60	74			
**** T O T A L S ****	25567	15965	62.4	271	7098	353	7497	231		2624	12011	13410			

RECAP

June 8, 1982

REPUBLICAN STATE OFFICES - GOVERNOR AND LT. GOVERNOR

PAGE NUMBER 006.00000	REGISTERED VOTERS	VOTES CAST	TURNOUT	MANNSFIELD REPUBLICAN GOVERNOR - 018 -	CURB - 015 -	CLARK - 014 -	DEUKMEJIAN - 016 -	HIRT - 017 -	GARCIA REPUBLICAN LT. GOVERNOR - 027 -	HALLET - 028 -	SHUMWAY REPUBLICAN CONGRESS DIST 14 - 199 -
SUPERVISORIAL DIST 1	4611	2658	57.6	45	1107	55	1346	36	439	2037	2274
SUPERVISORIAL DIST 2	4411	2784	63.1	48	1269	64	1289	35	447	2152	2323
SUPERVISORIAL DIST 3	6361	3770	59.3	76	1634	73	1795	53	596	2810	3164
SUPERVISORIAL DIST 4	5619	3341	59.5	48	1484	61	1612	45	538	2580	2878
SUPERVISORIAL DIST 5	4565	2437	53.4	43	1111	84	1051	47	468	1679	1973
TOTAL SUP. DIST VOTES	25567	14990	58.6	260	6605	337	7093	216	2488	11258	12612
TOTAL ABSENTEE VOTES		975		11	493	16	404	15	136	753	798
** TOTAL VOTES **	25567	15965	62.4	271	7098	353	7497	231	2624	12011	13410
CITY OF AUBURN	2147	1260	58.7	32	534	21	596	19	192	938	1051
CITY OF COLFAX	204	130	63.7	2	64	5	54	2	23	91	104
CITY OF LINCOLN	543	316	58.2	7	156	6	132	6	63	227	265
CITY OF ROCKLIN	1626	938	57.7	14	390	12	478	12	157	725	796
CITY OF ROSEVILLE	4179	2406	57.6	43	979	52	1235	35	395	1841	2057
UNINCORPORATED	16868	9940	58.9	162	4482	241	4598	142	1658	7436	8339
14TH CONGRESSIONAL	25567	15965	62.4	271	7098	353	7497	231	2624	12011	13410
U.S. SENATORIAL DIST	25567	15965	62.4	271	7098	353	7497	231	2624	12011	13410
ASSEMBLY DIST 5				163	4183	182	4905	136	1583	7355	8220
ASSEMBLY DIST 7				108	2915	171	2592	95	1041	4656	5190

June 8, 1982

REPUBLICAN STATE OFFICES - SEC/STATE - STATE ASSEMBLY

PAGE NUMBER 007.00001

			REGISTERED VOTERS	VOTES CAST	TURNOUT	ROSE REPUBLICAN SEC. OF STATE	MARGOSIAN	DUFFY	BALES REPUBLICAN CONTROLLER	FLOURNOY	SPERAW	CAMPBELL	COOMBS	WARE	STIRLING REPUBLICAN ATTORNEY GEN.	NICHOLSON
						039	038	037	045	048	049	046	047	050	065	064
CONSOL PRECINCT 01	99	46	46	5	3	30				12	14	1	11	4	6	29
CONSOL PRECINCT 02	100	57	57	11	10	29				18	6	2	19	5	10	38
CONSOL PRECINCT 03	278	178	178	44	24	83			4	63	23	10	33	20	34	116
CONSOL PRECINCT 04	114	67	58	11	9	35			2	23	8	1	9	17	12	44
CONSOL PRECINCT 05	82	41	50	10	5	19			4	17	3	5	5	5	5	23
CONSOL PRECINCT 06	75	33	44	9	5	13			4	9	6	5	3	2	3	19
CONSOL PRECINCT 07	262	146	55	24	24	70			8	38	24	14	27	12	38	91
CONSOL PRECINCT 08	162	22	33	4	2	11			2	8	3	2	2	2	5	13
CONSOL PRECINCT 09	78	43	55	8	3	22			2	18	7	3	4	4	6	23
CONSOL PRECINCT 10	134	82	61	18	9	36			4	33	11	5	3	13	5	56
CONSOL PRECINCT 11	153	78	51	16	12	39			5	35	8	6	14	6	21	49
CONSOL PRECINCT 12	144	86	59	20	11	48			5	54	10	4	22	9	17	60
CONSOL PRECINCT 13	128	65	50	15	12	28			2	21	8	6	7	8	11	42
CONSOL PRECINCT 14	278	162	58	33	31	76			2	39	17	14	39	21	42	98
CONSOL PRECINCT 15	147	91	61	18	11	47			6	26	13	5	13	12	9	63
CONSOL PRECINCT 16	192	132	68	22	19	60			7	44	15	13	12	8	31	68
CONSOL PRECINCT 17	291	172	99	31	31	84			12	38	31	11	40	15	36	109
CONSOL PRECINCT 18	186	102	54	17	4	60			4	41	9	6	19	8	15	64
CONSOL PRECINCT 19	121	68	56	14	13	34			1	22	6	10	15	9	20	42
CONSOL PRECINCT 20	229	141	61	29	24	70			2	42	23	5	27	24	24	100
CONSOL PRECINCT 21	176	92	52	17	4	58			2	26	13	9	18	14	20	67
CONSOL PRECINCT 22	345	205	59	29	27	111			6	55	34	19	37	14	41	117
CONSOL PRECINCT 23	171	97	56	11	8	56			6	48	16	3	10	3	12	68
CONSOL PRECINCT 24	292	155	53	40	24	63			11	43	21	8	33	20	28	105
CONSOL PRECINCT 25	241	148	61	30	22	65			7	54	14	14	20	14	30	87
CONSOL PRECINCT 26	137	90	65	20	14	40			9	29	8	4	14	11	17	54
CONSOL PRECINCT 27	63	37	58	9	4	21			3	13	4	2	8	5	5	27
CONSOL PRECINCT 28	33	22	66	5	5	8			1	7	4	1	5	1	1	18
CONSOL PRECINCT 29	134	87	64	16	13	48			5	30	8	10	13	11	17	58
CONSOL PRECINCT 30	187	106	56	17	11	57			6	30	17	8	21	6	17	64
CONSOL PRECINCT 31	57	41	71	10	6	11			6	11	7	1	9	4	7	26
CONSOL PRECINCT 32	206	110	53	18	13	63			2	31	24	9	21	5	14	74
CONSOL PRECINCT 33	144	88	61	12	11	54			2	29	17	2	19	10	13	64
CONSOL PRECINCT 34	193	118	61	19	19	71			4	42	15	10	19	8	22	67
CONSOL PRECINCT 35	132	85	64	14	11	34			4	30	9	8	16	2	20	43
CONSOL PRECINCT 36	223	125	66	24	14	69			3	27	33	10	13	13	26	84
CONSOL PRECINCT 37	166	115	69	17	16	59			5	27	13	9	24	14	21	73
CONSOL PRECINCT 38	310	220	71	49	26	101			5	52	22	23	57	25	34	138
CONSOL PRECINCT 39	219	137	62	30	22	64			7	39	18	10	29	11	20	98
CONSOL PRECINCT 40	352	234	66	39	41	107			7	60	30	19	41	31	40	134
CONSOL PRECINCT 41	173	104	60	17	9	59			1	32	20	12	16	7	26	58
CONSOL PRECINCT 42	249	179	71	41	26	83			4	49	30	16	34	18	27	120
CONSOL PRECINCT 43	89	62	69	13	4	34			3	20	19	3	5	4	20	31
CONSOL PRECINCT 44	370	222	60	54	44	88			8	57	16	23	43	38	44	140
CONSOL PRECINCT 45	246	162	65	29	27	73			4	50	27	12	31	15	33	107
CONSOL PRECINCT 46	190	127	66	26	21	60			7	34	22	10	23	10	22	76
CONSOL PRECINCT 47	296	192	64	34	34	96			9	52	30	8	40	22	43	117
CONSOL PRECINCT 48	252	136	54	35	21	54			4	51	14	7	28	13	31	88
CONSOL PRECINCT 49	117	66	56	17	3	34			6	19	9	3	17	4	10	50
CONSOL PRECINCT 50	192	123	64	18	26	53			6	44	13	11	22	11	16	81
CONSOL PRECINCT 51	164	94	55	13	15	45			3	30	11	5	14	13	15	62
CONSOL PRECINCT 52	323	180	55	26	20	81			5	60	24	9	23	9	20	111
CONSOL PRECINCT 53	179	93	52	15	16	45			6	32	5	6	18	11	13	62
CONSOL PRECINCT 54	183	104	56	18	9	50			6	33	18	7	14	8	17	63
CONSOL PRECINCT 55	237	124	52	25	19	55			5	42	14	16	12	17	22	73
CONSOL PRECINCT 56	254	158	62	27	11	75			7	60	16	14	23	6	37	89
CONSOL PRECINCT 57	375	248	66	45	39	110			7	78	39	12	33	25	43	161
CONSOL PRECINCT 58	240	136	56	18	20	59			1	41	18	11	33	13	26	77
CONSOL PRECINCT 59	197	141	71	23	24	57			6	45	12	7	20	17	26	89
CONSOL PRECINCT 60	198	115	58	22	15	60			9	60	13	14	23	12	19	70
CONSOL PRECINCT 61	298	184	61	17	33	79			4	60	17	16	35	11	34	105
CONSOL PRECINCT 62	313	178	56	32	40	81			5	45	15	14	29	10	26	118
CONSOL PRECINCT 63	245	167	68	34	30	69			5	41	28	15	25	26	24	107
CONSOL PRECINCT 64	225	142	63	17	19	75			5	37	21	16	25	10	28	81
CONSOL PRECINCT 65	179	117	65	24	19	43			5	39	14	2	20	16	15	81
CONSOL PRECINCT 66	146	82	56	11	13	33			5	16	8	11	17	5	9	53
CONSOL PRECINCT 67	194	117	60	20	23	50			3	30	13	15	29	7	11	88
CONSOL PRECINCT 68	205	143	69	16	33	65			3	47	15	12	32	7	31	79
CONSOL PRECINCT 69	163	107	65	13	19	48			1	27	17	7	20	11	8	71
CONSOL PRECINCT 70	114	72	65	16	11	31			2	17	13	5	15	12	14	46
CONSOL PRECINCT 71	196	116	59	18	16	62			11	36	14	12	14	11	20	73
CONSOL PRECINCT 72	199	114	57	26	20	49			7	41	9	11	18	9	14	74
CONSOL PRECINCT 73	327	166	50	22	24	79			7	38	29	13	26	21	29	104
CONSOL PRECINCT 74	104	52	50	14	6	23			4	19	2	5	12	6	13	36
CONSOL PRECINCT 75	202	109	54	25	19	44			7	29	9	7	21	16	20	65
CONSOL PRECINCT 76	125	46	36	6	10	20			2	14	5	4	9	7	11	28
CONSOL PRECINCT 77	66	29	44	8	4	8			5	5	1	1	8	4	3	18
CONSOL PRECINCT 78	226	136	60	24	13	74			4	43	15	12	29	6	14	89
CONSOL PRECINCT 79	178	96	53	12	13	54			3	29	16	3	18	8	13	56
CONSOL PRECINCT 80	138	72	52	12	7	39			5	22	7	5	17	6	9	44
CONSOL PRECINCT 81	309	160	51	30	16	89			6	45	30	12	31	16	37	99
CONSOL PRECINCT 82	383	240	62	47	37	111			10	62	28	20	63	20	49	150
CONSOL PRECINCT 83	231	128	55	20	20	59			5	32	18	8	27	18	21	85
CONSOL PRECINCT 84	193	119	61	17	17	58			5	33	13	9	18	18	27	78
CONSOL PRECINCT 85	315	190	60	29	32	80			5	35	16	6	43	22	30	134
CONSOL PRECINCT 86	307	199	64	22	40	98			5	47	33	19	43	18	45	113
CONSOL PRECINCT 87	393	256	65	30	30	117			11	64	30	19	56	26	65	143
CONSOL PRECINCT 88	144	101	70	15	15	53			4	33	6	6	22	17	23	65
CONSOL PRECINCT 89	185	113	61	19	16	55			1	33	17	4	19	14	20	74
CONSOL PRECINCT 90	153	95	62	19	14	45			3	23	13	8	21	15	14	66
CONSOL PRECINCT 91	138	92	66	13	19	47			2	23	11	13	16	10	16	60
CONSOL PRECINCT 92	294	174	59	43	21	84			11	45	24	11	35	22	24	110
CONSOL PRECINCT 93	156	95	60	19	15	50			4	33	16	11	17	8	25	60

June 8, 1982

REPUBLICAN STATE OFFICES - SEC/STATE - STATE ASSEMBLY

PAGE NUMBER 007.00002

	REGISTERED VOTERS	VOTES CAST	TURNOUT	ROSE REPUBLICAN SEC. OF STATE 1039	MARGOSIAN 1038	DUFFY 1037	BALLES REPUBLICAN CONTROLLER 1045	FLOURNOY 1048	SPEAW 1049	CAMPBELL 1046	COOMBS 1047	WARE 1050	STIRLING REPUBLICAN ATTORNEY GEN. 1065	NICHOLSON 1064
CONSOL PRECINCT 94	290	190	65.5	23	31	98	8	47	28	20	46	14	28	125
CONSOL PRECINCT 95	381	237	62.2	37	47	101	11	76	22	14	47	22	42	143
CONSOL PRECINCT 96	154	85	55.2	16	9	49	1	21	24	8	15	10	19	55
CONSOL PRECINCT 97	184	91	49.5	23	13	34	4	28	10	5	14	18	16	52
CONSOL PRECINCT 98	276	177	64.1	31	21	89	7	38	30	20	34	17	42	106
CONSOL PRECINCT 99	71	41	57.7	10	5	20	6	7	3	4	12	8	10	27
CONSOL PRECINCT 100	248	121	48.8	21	18	63	5	35	12	11	23	20	31	69
CONSOL PRECINCT 101	174	93	53.4	20	15	56	10	21	6	6	19	12	12	60
CONSOL PRECINCT 102	220	96	43.6	20	9	51	6	26	16	4	19	8	9	70
CONSOL PRECINCT 103	208	141	67.8	32	15	73	5	39	34	7	27	18	30	94
CONSOL PRECINCT 104	242	147	60.7	16	22	81	7	40	26	11	27	14	32	84
CONSOL PRECINCT 105	317	230	72.6	37	28	106	6	64	23	21	43	25	38	141
CONSOL PRECINCT 106	219	117	53.4	15	18	52	2	30	20	8	29	27	27	64
CONSOL PRECINCT 107	141	68	48.2	10	11	32	16	16	10	2	16	5	8	37
CONSOL PRECINCT 108	313	130	41.5	13	18	62	5	33	20	7	24	11	24	67
CONSOL PRECINCT 109	244	113	46.3	15	24	52	2	26	18	6	28	9	37	51
CONSOL PRECINCT 110	204	130	63.7	24	11	64	7	40	15	14	21	11	18	82
CONSOL PRECINCT 111	213	109	51.2	18	21	48	2	27	10	11	23	11	19	69
CONSOL PRECINCT 112	197	109	55.3	21	12	62	6	34	18	7	19	11	16	76
CONSOL PRECINCT 113	175	110	62.9	18	13	62	3	25	15	13	22	15	20	71
CONSOL PRECINCT 114	13	9	69.2											
CONSOL PRECINCT 115	39	20	51.3	2	2	12		7	4	1	5	1	5	11
CONSOL PRECINCT 116	144	61	42.4	7	6	35		11	12	4	16	5	17	26
CONSOL PRECINCT 117	205	98	47.8	15	12	42		30	9	7	26	5	17	51
CONSOL PRECINCT 118	266	123	46.2	18	15	59	2	30	11	7	36	11	27	71
CONSOL PRECINCT 119	252	115	45.6	15	23	49	1	35	15	11	21	9	27	58
CONSOL PRECINCT 120	261	101	38.7	18	16	43	3	31	14	3	19	9	20	59
CONSOL PRECINCT 121	298	146	49.0	19	20	66	3	43	27	10	24	6	35	61
CONSOL PRECINCT 122	364	235	64.6	46	39	109	6	66	33	20	60	17	40	157
CONSOL PRECINCT 123	258	152	58.9	25	35	61	6	43	22	11	24	24	23	105
CONSOL PRECINCT 124	171	108	63.2	16	12	58	4	29	23	6	25	8	18	72
CONSOL PRECINCT 201	29	23	79.3	3	5	7	2	5	2		5	2	4	13
CONSOL PRECINCT 202	77	45	58.4	6	6	23	4	17	4		11	4	6	30
CONSOL PRECINCT 203	77	59	76.6	11	4	32	2	15	10	5	11	4	4	43
CONSOL PRECINCT 204	37	22	59.5	6	5	8	2	1		4	9	3	5	14
CONSOL PRECINCT 205	54	28	51.9	1	6	17		11	6	1	8		11	13
CONSOL PRECINCT 206	20	7	35.0											
CONSOL PRECINCT 207	29	6	20.7											
ABSENTEE SUP DIST 1-01		147		26	16	68	3	47	13	8	24	21	15	101
ABSENTEE SUP DIST 1-02		5												
ABSENTEE SUP DIST 2-03		62		16	8	23	1	18	3	2	18	6	10	37
ABSENTEE SUP DIST 2-04		63		12	6	31		22	6	7	12	7	7	46
ABSENTEE SUP DIST 3-05		228		27	51	92	7	82	14	12	34	28	31	141
ABSENTEE SUP DIST 3-06		101		17	14	49	1	29	6	7	31	11	13	71
ABSENTEE SUP DIST 4-07		164		47	12	76	9	59	13	13	26	23	27	114
ABSENTEE SUP DIST 4-08		12		4	4	2		4	1	1	1	3		10
ABSENTEE SUP DIST 5-09		104		21	16	43	7	40	10	5	20	4	13	74
ABSENTEE SUP DIST 5-10		89		15	10	42		25	14	2	23	7	20	51
**** T O T A L S ****	25567	15965	62.4	2848	2332	7589	616	4680	2105	1190	3086	1615	2884	9982

RECAP

REPUBLICAN STATE OFFICES - SEC/STATE - STATE ASSEMBLY

June 8, 1982

PAGE NUMBER 007.00000

	REGISTERED VOTERS	VOTES CAST	TURNOUT	ROSE REPUBLICAN SEC. OF STATE	MARGOSIAN	DUFFY	BALES REPUBLICAN CONTROLLER	FLOURNOY	SPEAW	CAMPBELL	COOMBS	WARE	STIRLING REPUBLICAN ATTORNEY GEN.	NICHOLSON
				039	038	037	045	048	049	046	047	050	065	064
SUPERVISORIAL DIST 1	4611	2658	57.6	520	370	1316	124	856	361	188	469	284	504	1690
SUPERVISORIAL DIST 2	4411	2784	63.1	532	384	1349	106	794	408	211	535	277	517	1753
SUPERVISORIAL DIST 3	6361	3770	59.3	622	588	1717	140	1122	454	302	685	352	600	2367
SUPERVISORIAL DIST 4	5619	3541	59.5	618	490	1619	147	915	454	251	697	377	657	2098
SUPERVISORIAL DIST 5	4565	2437	53.4	371	362	1160	71	666	347	181	510	215	470	1425
TOTAL SUP. DIST VOTES	25567	14990	58.6	2663	2194	7161	588	4353	2024	1133	2896	1505	2748	9333
TOTAL ABSENTEE VOTES		975		185	138	428	28	327	81	57	190	110	136	649
** TOTAL VOTES **	25567	15965	62.4	2848	2332	7589	616	4680	2105	1190	3086	1615	2884	9982
CITY OF AUBURN	2147	1260	58.7	205	175	573	39	420	158	91	187	113	209	779
CITY OF COLFAX	204	130	63.7	24	11	64	7	40	15	14	21	11	18	82
CITY OF LINCOLN	543	316	58.2	49	24	188	8	102	56	21	59	23	49	205
CITY OF ROCKLIN	1626	938	57.7	199	137	438	47	255	133	72	179	123	189	598
CITY OF ROSEVILLE	4179	2406	57.6	470	334	1188	111	777	325	178	412	258	465	1524
UNINCORPORATED	16868	9940	58.9	1716	1513	4710	376	2759	1337	757	2038	977	1818	6145
14TH CONGRESSIONAL U.S. SENATORIAL DIST	25567	15965	62.4	2848	2332	7589	616	4680	2105	1190	3086	1615	2884	9982
ASSEMBLY DIST 5				1602	1419	4537	407	2922	1212	698	1799	1055	1797	6089
ASSEMBLY DIST 7				1246	913	3052	209	1758	893	492	1287	560	1087	3893

June 8, 1982

REPUBLICAN STATE OFFICES - SEC/STATE - STATE ASSEMBLY

PAGE NUMBER 008.00001

			REGISTERED VOTERS	VOTES CAST	TURNOUT	GREENZ REP ASSEMBLY DIST NO 4 4 2 5	BAILEY REP ASSEMBLY DIST NO 4 5 3 7														
CONSOL	PRECINCT	01	99	46	46.5		36														
CONSOL	PRECINCT	02	100	57	57.0	48															
CONSOL	PRECINCT	03	278	178	64.0	160															
CONSOL	PRECINCT	04	114	67	58.8	53															
CONSOL	PRECINCT	05	82	41	50.0	29															
CONSOL	PRECINCT	06	75	33	44.0	23															
CONSOL	PRECINCT	07	262	146	55.7	127															
CONSOL	PRECINCT	08	62	22	35.5	19															
CONSOL	PRECINCT	09	78	43	55.1	40															
CONSOL	PRECINCT	10	134	82	61.2	65															
CONSOL	PRECINCT	11	153	78	51.0	62															
CONSOL	PRECINCT	12	144	86	59.7	75															
CONSOL	PRECINCT	13	128	65	50.8	55															
CONSOL	PRECINCT	14	278	162	58.3	137															
CONSOL	PRECINCT	15	147	91	61.9	77															
CONSOL	PRECINCT	16	192	132	68.8	108															
CONSOL	PRECINCT	17	291	172	59.1	141															
CONSOL	PRECINCT	18	186	102	54.8	79															
CONSOL	PRECINCT	19	121	68	56.2	60															
CONSOL	PRECINCT	20	229	141	61.6	115															
CONSOL	PRECINCT	21	176	92	52.3	85															
CONSOL	PRECINCT	22	345	205	59.4	172															
CONSOL	PRECINCT	23	171	97	56.7	82															
CONSOL	PRECINCT	24	292	155	53.1	130															
CONSOL	PRECINCT	25	241	148	61.4	126															
CONSOL	PRECINCT	26	137	90	65.7	76															
CONSOL	PRECINCT	27	63	37	58.7	33															
CONSOL	PRECINCT	28	33	22	66.7	18															
CONSOL	PRECINCT	29	134	87	64.9	73															
CONSOL	PRECINCT	30	187	106	56.7	89															
CONSOL	PRECINCT	31	57	41	71.9	38															
CONSOL	PRECINCT	32	206	110	53.4	94															
CONSOL	PRECINCT	33	144	88	61.1	76															
CONSOL	PRECINCT	34	193	118	61.1	92															
CONSOL	PRECINCT	35	132	85	64.4	58															
CONSOL	PRECINCT	36	223	125	56.1	99															
CONSOL	PRECINCT	37	166	115	69.3	94															
CONSOL	PRECINCT	38	310	220	71.0	166															
CONSOL	PRECINCT	39	219	137	62.6	116															
CONSOL	PRECINCT	40	352	234	66.5	194															
CONSOL	PRECINCT	41	173	104	60.1	91															
CONSOL	PRECINCT	42	249	179	71.9	143															
CONSOL	PRECINCT	43	89	62	69.7	53															
CONSOL	PRECINCT	44	370	222	60.0	195															
CONSOL	PRECINCT	45	246	162	65.9	132															
CONSOL	PRECINCT	46	190	127	66.8	101															
CONSOL	PRECINCT	47	296	192	64.9	161															
CONSOL	PRECINCT	48	252	136	54.0	111															
CONSOL	PRECINCT	49	117	66	56.4	53															
CONSOL	PRECINCT	50	192	123	64.1	90															
CONSOL	PRECINCT	51	164	94	57.3	80															
CONSOL	PRECINCT	52	323	180	55.7	134															
CONSOL	PRECINCT	53	179	93	52.0	78															
CONSOL	PRECINCT	54	183	104	56.8	80															
CONSOL	PRECINCT	55	237	124	52.3	97															
CONSOL	PRECINCT	56	254	158	62.2	124															
CONSOL	PRECINCT	57	375	248	66.1	205															
CONSOL	PRECINCT	58	240	136	56.7	115															
CONSOL	PRECINCT	59	197	141	71.6	118															
CONSOL	PRECINCT	60	198	115	58.1	93															
CONSOL	PRECINCT	61	298	184	61.7	153															
CONSOL	PRECINCT	62	313	178	56.9	149															
CONSOL	PRECINCT	63	245	167	68.2	136															
CONSOL	PRECINCT	64	225	142	63.1	123															
CONSOL	PRECINCT	65	179	117	65.4	98															
CONSOL	PRECINCT	66	146	82	56.2	60															
CONSOL	PRECINCT	67	194	117	60.3	97															
CONSOL	PRECINCT	68	205	143	69.8	115															
CONSOL	PRECINCT	69	163	107	65.6	82															
CONSOL	PRECINCT	70	114	72	63.2	64															
CONSOL	PRECINCT	71	196	116	59.2	93															
CONSOL	PRECINCT	72	199	114	57.3	92															
CONSOL	PRECINCT	73	327	166	50.8	134															
CONSOL	PRECINCT	74	104	52	50.0	37															
CONSOL	PRECINCT	75	202	109	54.0	85															
CONSOL	PRECINCT	76	125	46	36.8	35															
CONSOL	PRECINCT	77	66	29	43.9	25															
CONSOL	PRECINCT	78	226	136	60.2	102															
CONSOL	PRECINCT	79	178	96	53.9	77															
CONSOL	PRECINCT	80	138	72	52.2	59															
CONSOL	PRECINCT	81	309	160	51.8	133															
CONSOL	PRECINCT	82	383	240	62.7	211															
CONSOL	PRECINCT	83	231	128	55.4	105															
CONSOL	PRECINCT	84	193	119	61.7	99															
CONSOL	PRECINCT	85	315	190	60.3	160															
CONSOL	PRECINCT	86	307	199	64.8	173															
CONSOL	PRECINCT	87	393	256	65.1	207															
CONSOL	PRECINCT	88	144	101	70.1	83															
CONSOL	PRECINCT	89	185	113	61.1	101															
CONSOL	PRECINCT	90	153	95	62.1	83															
CONSOL	PRECINCT	91	138	92	66.7	74															
CONSOL	PRECINCT	92	294	174	59.2	142															
CONSOL	PRECINCT	93	156	95	60.9	82															

June 8, 1982

REPUBLICAN STATE OFFICES - SEC/STATE - STATE ASSEMBLY

PAGE NUMBER 008.00002

REGISTERED VOTERS

VOTES CAST

TURNOUT

GREENZ
REP ASSEMBLY
DIST
NO 425

BAILEY
REP ASSEMBLY
DIST
NO 437

CONSOL PRECINCT 94	290	190	65.5	166	
CONSOL PRECINCT 95	381	237	62.2	203	
CONSOL PRECINCT 96	154	85	55.2		72
CONSOL PRECINCT 97	184	91	49.5	78	
CONSOL PRECINCT 98	276	177	64.1	148	
CONSOL PRECINCT 99	71	41	57.7	38	
CONSOL PRECINCT 100	248	121	48.8	95	
CONSOL PRECINCT 101	174	93	53.4	78	
CONSOL PRECINCT 102	220	96	43.6	73	
CONSOL PRECINCT 103	208	141	67.8	126	
CONSOL PRECINCT 104	242	147	60.7		115
CONSOL PRECINCT 105	517	230	44.5		182
CONSOL PRECINCT 106	219	117	53.4		88
CONSOL PRECINCT 107	141	68	48.2		51
CONSOL PRECINCT 108	313	130	41.5		101
CONSOL PRECINCT 109	244	113	46.3		99
CONSOL PRECINCT 110	204	130	63.7		99
CONSOL PRECINCT 111	213	109	51.2		86
CONSOL PRECINCT 112	197	109	55.3		90
CONSOL PRECINCT 113	175	110	62.9		94
CONSOL PRECINCT 114	13	9	69.2		
CONSOL PRECINCT 115	39	20	51.3		16
CONSOL PRECINCT 116	144	61	42.4		44
CONSOL PRECINCT 117	205	98	47.8		72
CONSOL PRECINCT 118	266	123	46.2		92
CONSOL PRECINCT 119	252	115	45.6		88
CONSOL PRECINCT 120	261	101	38.7		80
CONSOL PRECINCT 121	298	146	49.0		111
CONSOL PRECINCT 122	364	235	64.6		197
CONSOL PRECINCT 123	258	152	58.9		117
CONSOL PRECINCT 124	171	108	63.2		90
CONSOL PRECINCT 201	29	23	79.3	16	
CONSOL PRECINCT 202	77	45	58.4		36
CONSOL PRECINCT 203	77	59	76.6		49
CONSOL PRECINCT 204	37	22	59.5	19	
CONSOL PRECINCT 205	54	28	51.9	18	
CONSOL PRECINCT 206	20	7	35.0		
CONSOL PRECINCT 207	29	6	20.7		
ABSENTEE SUP DIST 1-01		147		117	
ABSENTEE SUP DIST 1-02		5			
ABSENTEE SUP DIST 2-03		62		50	
ABSENTEE SUP DIST 2-04		63			49
ABSENTEE SUP DIST 3-05		228		176	
ABSENTEE SUP DIST 3-06		101			76
ABSENTEE SUP DIST 4-07		164		133	
ABSENTEE SUP DIST 4-08		12			9
ABSENTEE SUP DIST 5-09		104			81
ABSENTEE SUP DIST 5-10		89			71
**** T O T A L S ****	25567	15965	62.4	8019	5036

RECAP

June 8, 1982

REPUBLICAN STATE OFFICES - SEC/STATE - STATE ASSEMBLY

PAGE NUMBER 008.00000

REGISTERED VOTERS	VOTES CAST	TURNOUT	GREENZ REP ASSEMBLY DIST NO 4425	BAILEY REP ASSEMBLY DIST NO 4537
-------------------	------------	---------	---	---

SUPERVISORIAL DIST 1	4611	2658	57.6	2195	36
SUPERVISORIAL DIST 2	4411	2784	63.1	1182	1099
SUPERVISORIAL DIST 3	6361	3770	59.3	1647	1392
SUPERVISORIAL DIST 4	5619	3341	59.5	2519	294
SUPERVISORIAL DIST 5	4565	2437	53.4	1925	4746
TOTAL SUP. DIST VOTES	25567	14990	58.6	7543	4746
TOTAL ABSENTEE VOTES		975		476	290
** TOTAL VOTES **	25567	15965	62.4	8019	5036
CITY OF AUBURN	2147	1260	58.7	1003	
CITY OF COLFAX	204	130	63.7		99
CITY OF LINCOLN	543	316	58.2		262
CITY OF ROCKLIN	1626	938	57.7	790	
CITY OF ROSEVILLE	4179	2406	57.6	2020	
UNINCORPORATED	16868	9940	58.9	3730	4385
14TH CONGRESSIONAL	25567	15965	62.4	8019	5036
U.S. SENATORIAL DIST	25567	15965	62.4	8019	5036

REPUBLICAN STATE OFFICES - SEC/STATE - STATE ASSEMBLY

PAGE NUMBER 009.00002

		REGISTERED VOTERS	VOTES CAST	TURNOUT	STIERINGER REPUBLICAN TREASURER - 058 -	LLOYD - 057 -	KAZANJIAN - 056 -	FRENCH - 055 -	DONALDSON REP B D OF EQUAL DIST - 078 -	WRIGHT - 080 -	ADAMS JR - 076 -	BAGDONAS - 077 -	IVERS - 079 -				
CONSOL PRECINCT 94		290	190	65.5	21	27	26	71	57	10	35	7	37				
CONSOL PRECINCT 95		381	237	62.2	30	29	39	75	70	13	45	6	32				
CONSOL PRECINCT 96		154	85	55.2	8	14	16	35	22	6	28	2	17				
CONSOL PRECINCT 97		184	91	49.5	11	8	18	28	24	9	14	2	15				
CONSOL PRECINCT 98		276	177	64.1	20	25	18	69	47	3	29	7	42				
CONSOL PRECINCT 99		71	41	57.7	6	10	5	15	17	3	6	1	11				
CONSOL PRECINCT 100		248	121	48.8	20	16	19	40	21	16	20	7	28				
CONSOL PRECINCT 101		174	93	53.4	15	16	18	19	29	4	24	1	14				
CONSOL PRECINCT 102		220	96	43.6	7	9	20	30	20	8	25	3	16				
CONSOL PRECINCT 103		208	141	67.8	29	13	14	57	34	10	22	9	35				
CONSOL PRECINCT 104		242	147	60.7	12	29	32	36	37	10	31	14	23				
CONSOL PRECINCT 105		317	230	72.6	26	33	35	62	49	18	47	9	36				
CONSOL PRECINCT 106		219	117	53.4	6	22	28	27	22	12	21	5	23				
CONSOL PRECINCT 107		141	68	48.2	1	8	11	22	10	8	15		7				
CONSOL PRECINCT 108		313	130	41.5	6	22	25	32	26	5	27	6	26				
CONSOL PRECINCT 109		244	113	46.3	8	18	20	36	18	6	17	9	55				
CONSOL PRECINCT 110		204	130	63.7	12	21	26	31	38	10	28	6	14				
CONSOL PRECINCT 111		213	109	51.2	6	23	19	37	34	12	23	3	16				
CONSOL PRECINCT 112		197	109	55.3	17	14	14	42	18	13	26	6	23				
CONSOL PRECINCT 113		175	110	62.9	10	15	19	38	35	11	31	7	8				
CONSOL PRECINCT 114		13	9	69.2													
CONSOL PRECINCT 115		39	20	51.3	1	3	5	7	5	1	5	3	4				
CONSOL PRECINCT 116		144	61	42.4	2	18	14	8	14	2	2	6	17				
CONSOL PRECINCT 117		205	98	47.8	7	17	18	22	19	5	11	5	27				
CONSOL PRECINCT 118		266	123	46.2	11	15	28	33	29	9	18	4	32				
CONSOL PRECINCT 119		252	115	45.6	6	11	30	32	14	12	19	7	26				
CONSOL PRECINCT 120		261	101	38.7	6	11	27	26	20	11	19	1	17				
CONSOL PRECINCT 121		298	146	49.0	7	31	23	32	18	14	20	4	31				
CONSOL PRECINCT 122		364	235	64.6	21	24	41	96	52	25	49	17	40				
CONSOL PRECINCT 123		258	152	58.9	21	27	24	51	41	18	32	8	18				
CONSOL PRECINCT 124		171	108	63.2	12	26	20	26	22	12	25	5	21				
CONSOL PRECINCT 201		29	23	79.3	1	2	5		4	4	1	1	5				
CONSOL PRECINCT 202		77	45	58.4	4	2	12	17	4	1	14	3	11				
CONSOL PRECINCT 203		77	59	76.6	3	7	15	17	9	5	23	5	5				
CONSOL PRECINCT 204		37	22	59.5	7	1	4	8	4	1	7	7	5				
CONSOL PRECINCT 205		54	28	51.9	2	5	2	8	7	1	3	2	9				
CONSOL PRECINCT 206		20	7	35.0													
CONSOL PRECINCT 207		29	6	20.7													
ABSENTEE SUP DIST 1-01			147		20	10	19	52	38	5	33	7	16				
ABSENTEE SUP DIST 1-02			5														
ABSENTEE SUP DIST 2-03			62		2	7	11	22	16	4	9	4	17				
ABSENTEE SUP DIST 2-04			63		7	5	12	25	16	2	16	1	12				
ABSENTEE SUP DIST 3-05			228		30	27	23	68	56	15	46	7	35				
ABSENTEE SUP DIST 3-06			101		10	12	20	29	30	10	18	5	13				
ABSENTEE SUP DIST 4-07			164		22	25	20	60	43	13	46	6	28				
ABSENTEE SUP DIST 4-08			12			3	1	5		3	1	3	3				
ABSENTEE SUP DIST 5-09			104		10	8	29	25	20	7	29	4	16				
ABSENTEE SUP DIST 5-10			89		6	7	14	35	23	1	18	2	16				
**** T O T A L S ****		25567	15965	62.4	1765	2211	2608	5257	3979	1131	3211	762	2878				

RECAP

June 8, 1982

REPUBLICAN STATE OFFICES - SEC/STATE - STATE ASSEMBLY

PAGE NUMBER 009.00000

REGISTERED VOTERS

VOTES CAST

TURNOUT

STIERINGER
REPUBLICAN
TREASURER
1058

LOYD
1057

KAZANJIAN
1056

FRENCH
1055

DONALDSON
REP
B D
OF
EQUAL
DIST
1
1078

WRIGHT
1080

ADAMS
JR
1076

BAGDONAS
1077

IVERS
1079

SUPERVISORIAL DIST 1	4611	2658	57.6	350	413	360	924	713	153	547	151	494
SUPERVISORIAL DIST 2	4411	2784	63.1	278	397	448	964	699	229	526	130	501
SUPERVISORIAL DIST 3	6361	3770	59.3	418	479	651	1184	897	263	824	183	609
SUPERVISORIAL DIST 4	5619	3341	59.5	411	428	538	1163	902	212	626	133	668
SUPERVISORIAL DIST 5	4565	2437	53.4	200	390	460	700	523	214	472	126	449
TOTAL SUP. DIST VOTES	25567	14990	58.6	1657	2107	2457	4935	3734	1071	2995	723	2721
TOTAL ABSENTEE VOTES		975		108	104	151	322	245	60	216	39	157
** TOTAL VOTES **	25567	15965	62.4	1765	2211	2608	5257	3979	1131	3211	762	2878
CITY OF AUBURN	2147	1260	58.7	151	157	205	384	327	69	233	68	230
CITY OF COLFAX	204	130	63.7	12	21	26	31	38	10	28	6	14
CITY OF LINCOLN	543	316	58.2	23	58	72	89	54	26	80	31	48
CITY OF ROCKLIN	1626	938	57.7	118	122	146	340	270	75	157	42	191
CITY OF ROSEVILLE	4179	2406	57.6	312	381	325	332	638	134	500	138	453
UNINCORPORATED	16868	9940	58.9	1041	1368	1683	3259	2407	757	1997	438	1785
14TH CONGRESSIONAL	25567	15965	62.4	1765	2211	2608	5257	3979	1131	3211	762	2878
U.S. SENATORIAL DIST	25567	15965	62.4	1765	2211	2608	5257	3979	1131	3211	762	2878
ASSEMBLY DIST 5				1239	1316	1416	3259	2583	592	1835	441	1856
ASSEMBLY DIST 7				526	895	1192	1998	1396	539	1376	321	1022

June 8, 1982

REPUBLICAN STATE OFFICES - SEC/STATE - STATE ASSEMBLY

PAGE NUMBER 010.00002

			REGISTEERED VOTERS	VOTES CAST	TURNOUT	GOLDWATER REPUBLICAN U.S. SENATOR	WILSON	REAGAN	HICKEY	PEMBERTON	BRUNSMAN	BOOHER	MC CLOSKEY JR	MC DANIELS	SCHMITZ	SHOCKLEY	CORTES	DORNAN
						1200	128	125	121	124	117	116	122	123	126	127	118	119
CONSOL PRECINCT 94	290	190	65.5	33	82	9	1	1	6	2	36	1	6	3	1	7		
CONSOL PRECINCT 95	381	237	62.2	34	97	12	3	9	1	50	6	3	14					
CONSOL PRECINCT 96	154	85	55.2	7	37	7	1	1	1	21	1	1	5					
CONSOL PRECINCT 97	184	91	49.5	11	46	7	1	1	3	16	1	2	6					
CONSOL PRECINCT 98	276	177	64.1	22	84	5	1	2	3	38	4	2	10					
CONSOL PRECINCT 99	71	41	57.7	7	12	6	2	1	1	12	1	1	2					
CONSOL PRECINCT 100	248	121	48.8	26	47	10	2	1	1	28	2	1	3					
CONSOL PRECINCT 101	174	93	53.4	18	30	7	1	1	1	55	2	1	6					
CONSOL PRECINCT 102	220	96	43.6	14	42	6	2	1	1	22	1	1	5					
CONSOL PRECINCT 103	208	141	67.8	24	62	10	1	1	1	37	2	2	4					
CONSOL PRECINCT 104	242	147	60.7	22	38	10	1	1	2	54	1	2	7					
CONSOL PRECINCT 105	317	230	72.6	55	97	13	1	1	2	51	1	5	13					
CONSOL PRECINCT 106	219	117	53.4	16	54	7	1	1	1	30	2	2	4					
CONSOL PRECINCT 107	141	68	48.2	12	18	6	1	1	1	19	1	2	7					
CONSOL PRECINCT 108	313	130	41.5	22	40	13	2	1	1	34	1	5	4					
CONSOL PRECINCT 109	244	113	46.3	16	47	10	1	1	1	45	1	1	3					
CONSOL PRECINCT 110	204	130	63.7	30	20	15	1	1	1	45	1	5	3					
CONSOL PRECINCT 111	213	109	51.2	20	31	9	1	2	1	26	1	9	2					
CONSOL PRECINCT 112	197	109	55.3	24	34	13	1	1	1	25	1	2	4					
CONSOL PRECINCT 113	175	110	62.8	18	37	11	1	1	1	28	1	5	4					
CONSOL PRECINCT 114	13	9	69.2	2	6	1	1	1	1	10	1	1	1					
CONSOL PRECINCT 115	39	20	51.3	2	6	1	1	1	1	29	2	3	2					
CONSOL PRECINCT 116	144	61	42.4	8	13	6	3	1	1	31	3	4	3					
CONSOL PRECINCT 117	205	98	47.8	15	29	7	1	1	1	45	1	1	1					
CONSOL PRECINCT 118	266	123	46.2	20	37	7	3	1	1	42	1	1	4					
CONSOL PRECINCT 119	252	115	45.6	18	31	11	3	1	1	42	1	1	4					
CONSOL PRECINCT 120	261	101	38.7	16	30	10	2	1	1	34	1	1	4					
CONSOL PRECINCT 121	298	146	49.0	15	52	11	1	1	1	53	1	1	5					
CONSOL PRECINCT 122	364	235	64.6	39	90	24	1	2	2	56	1	7	11					
CONSOL PRECINCT 123	258	152	58.9	29	56	15	1	2	2	35	1	2	2					
CONSOL PRECINCT 124	171	108	63.2	14	37	10	1	1	2	29	1	6	3					
CONSOL PRECINCT 201	29	23	79.3	3	6	2	1	1	1	9	1	2	1					
CONSOL PRECINCT 202	77	45	58.4	5	23	5	1	1	1	9	1	2	1					
CONSOL PRECINCT 203	77	59	76.6	12	17	5	1	1	1	18	1	2	2					
CONSOL PRECINCT 204	37	22	59.5	6	2	2	1	1	1	9	1	2	2					
CONSOL PRECINCT 205	54	23	51.9	4	16	2	1	1	1	7	1	2	2					
CONSOL PRECINCT 206	20	7	35.0	1	1	1	1	1	1	3	1	1	1					
CONSOL PRECINCT 207	29	6	20.7	2	1	1	1	1	1	7	1	1	1					
ABSENTEE SUP DIST 1-01		147		29	54	10	1	4	4	35	3	1	4					
ABSENTEE SUP DIST 1-02		5																
ABSENTEE SUP DIST 2-03		62		13	23	8	2	2	2	10	1	1	4					
ABSENTEE SUP DIST 2-04		63		13	23	3	1	1	1	16	1	1	4					
ABSENTEE SUP DIST 3-05		223		52	90	13	1	1	1	43	2	4	9					
ABSENTEE SUP DIST 3-06		101		17	35	7	1	1	1	20	1	2	9					
ABSENTEE SUP DIST 4-07		164		38	69	9	2	2	1	35	1	2	6					
ABSENTEE SUP DIST 4-08		12			4					3	1	1	1					
ABSENTEE SUP DIST 5-09		104		27	34	4	1	1	1	23	1	4	6					
ABSENTEE SUP DIST 5-10		89		12	25	12	2	2	1	30	2	1	3					
**** T O T A L S ****	25567	15965	62.4	2676	5803	1169	79	48	250	56	3990	43	375	80	44	809		

RECAP

June 8, 1982

REPUBLICAN STATE OFFICES - SEC/STATE - STATE ASSEMBLY

PAGE NUMBER 010.00000

REGISTERED VOTERS	VOTES CAST	TURNOUT	GOLDWATER REPUBLICAN U.S. SENATOR	WILSON	REAGAN	HICKEY	PEMBERTON	BRUNSMAN	BOOHER	MC CLOSKEY JR	MC DANIELS	SCHMITZ	SHOCKLEY	CORTES	DORNAN
			120	128	125	121	124	117	116	122	123	126	127	118	119

SUPERVISORIAL DIST 1	4611	2658	57.6	503	960	187	11	10	47	8	616	6	49	10	13	151
SUPERVISORIAL DIST 2	4411	2784	63.1	429	975	262	14	10	62	8	645	5	75	27	10	154
SUPERVISORIAL DIST 3	6361	3770	59.3	613	1342	245	20	9	40	9	1027	14	81	10	3	217
SUPERVISORIAL DIST 4	5619	3341	59.5	535	1366	198	17	7	71	17	771	6	81	13	12	168
SUPERVISORIAL DIST 5	4565	2437	53.4	393	802	211	16	7	17	10	715	7	67	14	6	74
TOTAL SUP. DIST VOTES	25567	14990	58.6	2473	5445	1103	78	43	237	52	3774	38	353	74	44	764
TOTAL ABSENTEE VOTES		975		203	358	66	1	5	13	4	216	5	22	6		45
** TOTAL VOTES **	25567	15965	62.4	2676	5803	1169	79	48	250	56	3990	43	375	80	44	809
CITY OF AUBURN	2147	1260	58.7	211	490	51	7	1	9	2	352	5	17	1	2	63
CITY OF COLFAX	204	130	63.7	30	20	15	1		1		45	1	5	1		3
CITY OF LINCOLN	543	316	58.2	46	92	45	1	4	5		75	2	8	1	3	13
CITY OF ROCKLIN	1626	938	57.7	152	378	68	5	5	15	1	229		9	2		50
CITY OF ROSEVILLE	4179	2406	57.6	436	876	164	9	10	41	7	569	6	45	9	13	136
UNINCORPORATED	16868	9940	58.9	1598	3589	760	55	23	166	41	2504	24	269	60	26	499
14TH CONGRESSIONAL U.S. SENATORIAL DIST	25567	15965	62.4	2676	5803	1169	79	48	250	56	3990	43	375	80	44	809
ASSEMBLY DIST 5				1703	3689	604	39	18	173	29	2300	19	198	39	32	521
ASSEMBLY DIST 7				973	2114	565	40	30	77	27	1690	24	177	41	12	288

June 8, 1982

AIP - ALL STATE OFFICES

PAGE NUMBER 011.00001

REGISTERED VOTERS

VOTES CAST

TURNOUT

GRIFFIN AIP GOVERNOR

1019

MYERS AIP LT. GOVERNOR

1029

SMITH AIP SECRETARY OF STATE

1040

GRAHAM AIP CONTROLLER


1051

CHARLTON AIP TREASURER

1059

NO AIP CANDIDATE FILED AIP ATTORNEY GENERAL

CONSOL PRECINCT 01	9	4	44.4
CONSOL PRECINCT 02		3	
CONSOL PRECINCT 03	6	2	33.3
CONSOL PRECINCT 04	4	3	75.0
CONSOL PRECINCT 06	10	1	10.0
CONSOL PRECINCT 07	22	4	18.2
CONSOL PRECINCT 08	6	1	16.7
CONSOL PRECINCT 10	9	2	22.2
CONSOL PRECINCT 11	9	4	44.4
CONSOL PRECINCT 12	10	3	30.0
CONSOL PRECINCT 13	10	3	30.0
CONSOL PRECINCT 14	16	5	31.3
CONSOL PRECINCT 15	8	4	50.0
CONSOL PRECINCT 16	4	1	25.0
CONSOL PRECINCT 17	23	7	30.4
CONSOL PRECINCT 18	14	4	28.6
CONSOL PRECINCT 19	11	2	18.2
CONSOL PRECINCT 20	10	6	60.0
CONSOL PRECINCT 21	17	3	17.6
CONSOL PRECINCT 23	10	3	30.0
CONSOL PRECINCT 24	11	3	27.3
CONSOL PRECINCT 25	12	1	8.3
CONSOL PRECINCT 27	4	4	100.0
CONSOL PRECINCT 29	8	3	37.5
CONSOL PRECINCT 30	13	5	38.5
CONSOL PRECINCT 32	15	4	26.7
CONSOL PRECINCT 34	6	1	16.7
CONSOL PRECINCT 35	10	3	30.0
CONSOL PRECINCT 36	15	3	20.0
CONSOL PRECINCT 37	7	4	57.1
CONSOL PRECINCT 38	12	5	41.7
CONSOL PRECINCT 39	9	1	11.1
CONSOL PRECINCT 40	15	3	20.0
CONSOL PRECINCT 44	8	1	12.5
CONSOL PRECINCT 46	12	4	33.3
CONSOL PRECINCT 47	7	4	57.1
CONSOL PRECINCT 48	10	2	20.0
CONSOL PRECINCT 49	7	3	42.9
CONSOL PRECINCT 50	6	1	16.7
CONSOL PRECINCT 51	8	2	25.0
CONSOL PRECINCT 52	17	5	29.4
CONSOL PRECINCT 54	15	2	13.3
CONSOL PRECINCT 55	6	1	16.7
CONSOL PRECINCT 56	7	5	71.4
CONSOL PRECINCT 58	7	3	42.9
CONSOL PRECINCT 59	9	2	22.2
CONSOL PRECINCT 60	13	10	76.9
CONSOL PRECINCT 61	10	4	40.0
CONSOL PRECINCT 62	13	4	30.8
CONSOL PRECINCT 63	6	2	33.3
CONSOL PRECINCT 64	11	2	18.2
CONSOL PRECINCT 65	8	3	37.5
CONSOL PRECINCT 66	6	2	33.3
CONSOL PRECINCT 67	10	5	50.0
CONSOL PRECINCT 68	8	2	25.0
CONSOL PRECINCT 69	7	1	14.3
CONSOL PRECINCT 70	5	2	40.0
CONSOL PRECINCT 71	6	1	16.7
CONSOL PRECINCT 73	18	3	16.7
CONSOL PRECINCT 75	13	5	38.5
CONSOL PRECINCT 76	12	6	50.0
CONSOL PRECINCT 77	4	1	25.0
CONSOL PRECINCT 80	5	1	20.0
CONSOL PRECINCT 82	12	5	41.7
CONSOL PRECINCT 83	9	3	33.3
CONSOL PRECINCT 84	9	5	55.6
CONSOL PRECINCT 87	6	1	16.7
CONSOL PRECINCT 89	6	4	66.7
CONSOL PRECINCT 90	5	4	80.0
CONSOL PRECINCT 92	20	5	25.0
CONSOL PRECINCT 93	8	2	25.0
CONSOL PRECINCT 94	8	1	12.5
CONSOL PRECINCT 98	7	2	28.6
CONSOL PRECINCT 101	27	8	29.6
CONSOL PRECINCT 102	3	2	66.7
CONSOL PRECINCT 103	6	1	16.7
CONSOL PRECINCT 104	14	6	42.9
CONSOL PRECINCT 105	13	8	61.5
CONSOL PRECINCT 106	12	3	25.0
CONSOL PRECINCT 107	25	4	16.0
CONSOL PRECINCT 108	24	1	4.2
CONSOL PRECINCT 109	15	6	40.0
CONSOL PRECINCT 110	6	2	33.3
CONSOL PRECINCT 111	19	3	20.0
CONSOL PRECINCT 112	12	3	25.0
CONSOL PRECINCT 114	6	5	83.3
CONSOL PRECINCT 115	4	2	50.0
CONSOL PRECINCT 116	8	2	25.0
CONSOL PRECINCT 117	24	5	20.8
CONSOL PRECINCT 118	24	12	50.0
CONSOL PRECINCT 119	12	4	33.3
CONSOL PRECINCT 120	15	5	33.3
CONSOL PRECINCT 121	13	3	23.1



7	7	7	9	7	1
---	---	---	---	---	---

June 8, 1982

AIP - ALL STATE OFFICES

PAGE NUMBER 011.00002

	REGISTERED VOTERS	VOTES CAST	TURNOUT	GRIFFIN AIP GOVERNOR 1019	MYERS AIP LT. GOVERNOR 1020	SMITH AIP SECRETARY OF STATE 1040	GRAHAM AIP CONTROLLER 1051	CHARLTON AIP TREASURER 1059	NO AIP CANDIDATE FILED AIP ATTORNEY GENERAL						
CONSOL PRECINCT 122	15	7	46.7												
CONSOL PRECINCT 123	17	7	41.2												
CONSOL PRECINCT 124	14	6	42.9												
CONSOL PRECINCT 201	22	2	100.0												
CONSOL PRECINCT 202	5	1	20.0												
CONSOL PRECINCT 203	2	2	100.0												
ABSENTEE SUP DIST 1-01		3													
ABSENTEE SUP DIST 2-03		2													
ABSENTEE SUP DIST 2-04		4													
ABSENTEE SUP DIST 3-06		3													
ABSENTEE SUP DIST 4-07		1													
ABSENTEE SUP DIST 5-09		1													
ABSENTEE SUP DIST 5-10		1													
**** T O T A L S ****	1042	351	33.7	190	186	181	197	185	56						

June 8, 1982

PAGE NUMBER 011.00000

	REGISTERED VOTERS	VOTES CAST	TURNOUT	AIP GOVERNOR GRIFFIN - 019 -	AIP LT. GOVERNOR MYERS - 029 -	AIP SECRETARY OF STATE SMITH - 040 -	AIP CONTROLLER GRAHAM - 051 -	AIP TREASURER CHARLTON - 059 -	AIP ATTORNEY GENERAL NO AIP CANDIDATE FILED
SUPERVISORIAL DIST 1	235	73	31.1	39	39	38	38	38	9
SUPERVISORIAL DIST 2	161	49	30.4	29	24	23	24	23	7
SUPERVISORIAL DIST 3	227	76	33.5	44	45	42	45	45	16
SUPERVISORIAL DIST 4	131	44	33.6	24	25	24	28	24	9
SUPERVISORIAL DIST 5	288	94	32.6	45	44	44	50	44	12
TOTAL SUP. DIST VOTES	1042	336	32.2	181	177	171	185	174	53
TOTAL ABSENTEE VOTES		15		9	9	10	12	11	3
** TOTAL VOTES **	1042	351	33.7	190	186	181	197	185	56
CITY OF AUBURN	66	19	28.8	12	12	11	11	12	4
CITY OF COLFAX	6	2	33.3						
CITY OF LINCOLN	21	5	23.8						
CITY OF ROCKLIN	44	12	27.3	9	8	8	9	8	3
CITY OF ROSEVILLE	222	62	27.9	33	33	33	33	33	9
UNINCORPORATED	683	236	34.6	123	119	115	127	116	36
14TH CONGRESSIONAL U.S. SENATORIAL DIST	1042	351	33.7	190	186	181	197	185	56
ASSEMBLY DIST 5				94	86	86	91	74	
ASSEMBLY DIST 7				96	100	95	106	111	

June 8, 1982

AIP - ALL STATE OFFICES

PAGE NUMBER 012.00001

REGISTERED VOTERS	VOTES CAST	TURNOUT	AIP NO AIP BD OF EQUAL DIST 1	DIETRICH AIP U.S. SENATOR - 129 -	AIP NO AIP US CONGRESS DIST 14	AIP NO AIP ASSEMBLY DIST. NO. 5	AIP NO AIP ASSEMBLY DIST. NO. 7
CONSOL PRECINCT 01	9	4	44.4				
CONSOL PRECINCT 02		3					
CONSOL PRECINCT 03	6	2	33.3				
CONSOL PRECINCT 04	4	3	75.0				
CONSOL PRECINCT 07	22	4	18.2				
CONSOL PRECINCT 08	6	1	16.7				
CONSOL PRECINCT 10	9	2	22.2				
CONSOL PRECINCT 11	9	4	44.4				
CONSOL PRECINCT 12	10	3	30.0				
CONSOL PRECINCT 13	10	3	30.0				
CONSOL PRECINCT 14	16	5	31.3				
CONSOL PRECINCT 15	8	4	50.0				
CONSOL PRECINCT 16	4	1	25.0				
CONSOL PRECINCT 17	23	7	30.4				
CONSOL PRECINCT 18	14	4	28.6				
CONSOL PRECINCT 19	11	2	18.2				
CONSOL PRECINCT 20	10	6	60.0				
CONSOL PRECINCT 21	17	3	17.6				
CONSOL PRECINCT 23	10	3	30.0				
CONSOL PRECINCT 25	12	1	8.3				
CONSOL PRECINCT 27	4	4	100.0				
CONSOL PRECINCT 29	8	3	37.5				
CONSOL PRECINCT 30	13	5	38.5				
CONSOL PRECINCT 32	15	4	26.7				
CONSOL PRECINCT 34	6	1	16.7				
CONSOL PRECINCT 35	10	3	30.0				
CONSOL PRECINCT 36	15	3	20.0				
CONSOL PRECINCT 37	7	4	57.1				
CONSOL PRECINCT 38	12	5	41.7				
CONSOL PRECINCT 39	9	1	11.1				
CONSOL PRECINCT 40	15	3	20.0				
CONSOL PRECINCT 44	8	1	12.5				
CONSOL PRECINCT 46	12	4	33.3				
CONSOL PRECINCT 47	7	4	57.1				
CONSOL PRECINCT 48	10	2	20.0				
CONSOL PRECINCT 49	7	3	42.9				
CONSOL PRECINCT 50	6	1	16.7				
CONSOL PRECINCT 51	8	2	25.0				
CONSOL PRECINCT 52	17	5	29.4				
CONSOL PRECINCT 54	15	3	20.0				
CONSOL PRECINCT 56	7	5	71.4				
CONSOL PRECINCT 58	7	3	42.9				
CONSOL PRECINCT 59	9	3	33.3				
CONSOL PRECINCT 60	13	10	76.9				
CONSOL PRECINCT 61	10	4	40.0				
CONSOL PRECINCT 62	13	4	30.8				
CONSOL PRECINCT 63	6	2	33.3				
CONSOL PRECINCT 64	11	2	18.2				
CONSOL PRECINCT 65	8	3	37.5				
CONSOL PRECINCT 66	6	3	50.0				
CONSOL PRECINCT 67	10	3	30.0				
CONSOL PRECINCT 68	8	2	25.0				
CONSOL PRECINCT 69	7	1	14.3				
CONSOL PRECINCT 70	5	2	40.0				
CONSOL PRECINCT 73	18	3	16.7				
CONSOL PRECINCT 75	13	5	38.5				
CONSOL PRECINCT 76	12	6	50.0				
CONSOL PRECINCT 80	5	1	20.0				
CONSOL PRECINCT 82	12	5	41.7				
CONSOL PRECINCT 83	9	3	33.3				
CONSOL PRECINCT 84	9	5	55.6				
CONSOL PRECINCT 87	6	1	16.7				
CONSOL PRECINCT 89	6	4	66.7				
CONSOL PRECINCT 90	5	4	80.0				
CONSOL PRECINCT 92	20	5	25.0				
CONSOL PRECINCT 94	8	1	12.5				
CONSOL PRECINCT 98	7	2	28.6				
CONSOL PRECINCT 101	27	8	29.6				
CONSOL PRECINCT 102	3	2	66.7				
CONSOL PRECINCT 103	6	1	16.7				
CONSOL PRECINCT 104	14	6	42.9				
CONSOL PRECINCT 105	13	8	61.5				
CONSOL PRECINCT 106	12	3	25.0				
CONSOL PRECINCT 107	25	4	16.0				
CONSOL PRECINCT 108	24	1	4.2				
CONSOL PRECINCT 109	15	6	40.0				
CONSOL PRECINCT 110	6	2	33.3				
CONSOL PRECINCT 111	15	3	20.0				
CONSOL PRECINCT 112	12	3	25.0				
CONSOL PRECINCT 114	6	5	83.3				
CONSOL PRECINCT 115	4	2	50.0				
CONSOL PRECINCT 116	8	2	25.0				
CONSOL PRECINCT 117	24	5	20.8				
CONSOL PRECINCT 118	24	1	50.0				
CONSOL PRECINCT 119	12	4	33.3				
CONSOL PRECINCT 121	13	3	23.1				
CONSOL PRECINCT 122	15	7	46.7				
CONSOL PRECINCT 123	17	7	41.2				
CONSOL PRECINCT 124	1	6	42.9				
CONSOL PRECINCT 201	2	1	100.0				
CONSOL PRECINCT 202	5	1	20.0				
CONSOL PRECINCT 203	2	2	100.0				
ABSENTEE SUP DIST 1-01		3					

June 8, 1982

AIP - ALL STATE OFFICES

PAGE NUMBER 012.00002

REGISTERED VOTERS

VOTES CAST

TURNOUT

NO AIP CANDIDATE FILED
AIP B D OF EQUAL DIST 1

DIETRICH
AIP U . S . SENATOR

129

NO AIP CANDIDATE FILED
AIP U S CONGRESS DIST 14

NO AIP CANDIDATE FILED
AIP ASSEMBLY DIST . NO . 5

NO AIP CANDIDATE FILED
AIP ASSEMBLY DIST . NO . 7

ABSENTEE SUP DIST 2-03
ABSENTEE SUP DIST 2-04
ABSENTEE SUP DIST 3-06
ABSENTEE SUP DIST 4-07
ABSENTEE SUP DIST 5-09
ABSENTEE SUP DIST 5-10



**** T O T A L S ****

982

337

34.3

42

178

61

30

29

RECAP

June 8, 1982

AIP - ALL STATE OFFICES

PAGE NUMBER 012.00000

	REGISTERED VOTERS	VOTES CAST	TURNOUT	NO AIP CANDIDATE FILED AIP BD OF EQUAL DIST 1	DIETRICH AIP U.S. SENATOR - 129 -	NO AIP CONGRESS DIST 14	NO AIP CANDIDATE FILED AIP ASSEMBLY DIST. NO. 5	NO AIP CANDIDATE FILED AIP ASSEMBLY DIST. NO. 7
SUPERVISORIAL DIST 1	214	69	32.2	6	35	8	7	
SUPERVISORIAL DIST 2	161	49	30.4	6	21	8	4	4
SUPERVISORIAL DIST 3	211	73	34.6	10	39	15	7	7
SUPERVISORIAL DIST 4	123	42	34.1	7	28	10	9	2
SUPERVISORIAL DIST 5	273	89	32.6	11	44	16		16
TOTAL SUP. DIST VOTES	982	322	32.8	40	167	57	27	29
TOTAL ABSENTEE VOTES		15		2	11	4	3	
** TOTAL VOTES **	982	337	34.3	42	178	61	30	29
CITY OF AUBURN	60	18	30.0	3	11	4	4	
CITY OF COLFAX	6	2	33.3					
CITY OF LINCOLN	21	5	23.8					
CITY OF ROCKLIN	44	12	27.3	2	10	4	4	
CITY OF ROSEVILLE	201	58	28.9	6	29	8	6	
UNINCORPORATED	650	227	34.9	28	112	40	13	27
14TH CONGRESSIONAL	982	337	34.3	42	178	61	30	29
U.S. SENATORIAL DIST	982	337	34.3	42	178	61	30	29
ASSEMBLY DIST 5					84			
ASSEMBLY DIST 7					94			

June 8, 1982

P/F - ALL STATE OFFICES

PAGE NUMBER 013.00001

	REGISTERED VOTERS	VOTES CAST	TURNOUT	PEACE & FREEDOM GOVERNOR 1211	TUCKER 1201	MARTINEZ 1200	P & F LT. GOVERNOR 1300	KUHN	P & F SEC. OF STATE 1041	TAKER	P & F CONTROLER 1052	MCDONALD	P & F TREASURER 1060	AKIN	P & F ATTORNEY GENERAL 1066	SIEGEL
CONSOL PRECINCT 03	3	2	66.7													
CONSOL PRECINCT 10	1	1	100.0													
CONSOL PRECINCT 14	3	1	33.3													
CONSOL PRECINCT 32	2	1	50.0													
CONSOL PRECINCT 36	3	1	33.3													
CONSOL PRECINCT 46	1	1	100.0													
CONSOL PRECINCT 52	1	1	100.0													
CONSOL PRECINCT 59	2	1	50.0													
CONSOL PRECINCT 60	4	3	75.0													
CONSOL PRECINCT 64	3	1	33.3													
CONSOL PRECINCT 67	4	1	25.0													
CONSOL PRECINCT 76	4	3	75.0													
CONSOL PRECINCT 87	1	1	100.0													
CONSOL PRECINCT 93	2	2	100.0													
CONSOL PRECINCT 95	3	1	33.3													
CONSOL PRECINCT 100	3	3	60.0													
CONSOL PRECINCT 104	4	2	50.0													
CONSOL PRECINCT 110	1	1	100.0													
CONSOL PRECINCT 111	6	2	33.3													
CONSOL PRECINCT 119	7	3	42.9													
ABSENTEE SUP DIST 3-05		1														
**** TOTALS ****	60	33	55.0	13	14		22		20		22		24		24	

June 8, 1982

PAGE NUMBER 013.00000

	REGISTERED VOTERS	VOTES CAST	TURNOUT	PEACE & FREEDOM GOVERNOR TUCKER 1021	MARTINEZ 1020	P&F LT. GOVERNOR KUH N 1030	TAKER I P&F SEC. OF STATE 1041	MCDONALD P&F CONTROLLER 1052	AKIN P&F TREASURER 1060	SIEGEL P&F ATTORNEY GENERAL 1066
SUPERVISORIAL DIST 1	7	4	57.1							
SUPERVISORIAL DIST 2	6	3	50.0							
SUPERVISORIAL DIST 3	18	10	55.6							
SUPERVISORIAL DIST 4	11	7	63.6							
SUPERVISORIAL DIST 5	18	8	44.4							
TOTAL SUP. DIST VOTES	60	32	53.3	12	14	21	20	21	23	23
TOTAL ABSENTEE VOTES		1								
** TOTAL VOTES **	60	33	55.0	13	14	22	20	22	24	24
CITY OF AUBURN	1	1	100.0							
CITY OF COLFAX	1	1	100.0							
CITY OF LINCOLN	2	1	50.0							
CITY OF ROCKLIN	5	3	60.0							
CITY OF ROSEVILLE	7	4	57.1							
UNINCORPORATED	44	22	50.0	7	11	16	13	15	16	17
14TH CONGRESSIONAL	60	33	55.0	13	14	22	20	22	24	24
U.S. SENATORIAL DIST	60	33	55.0	13	14	22	20	22	24	24
ASSEMBLY DIST 5				7	5	9	9	9	11	10
ASSEMBLY DIST 7				6	9	13	11	13	13	14

June 8, 1982

P/F - ALL STATE OFFICES

PAGE NUMBER 014.00001

REGISTERED VOTERS

VOTES CAST

TURNOUT

P&F B D OF EQUAL DIST 1 - 081 - 1


P&F U . S . SENATOR - 1300 - 1

NO P&F CANDIDATE FILED DIST 14

NO P&F CANDIDATE FILED DIST . NO . 5

NO P&F CANDIDATE FILED DIST . NO . 7

CONSOL PRECINCT 03	3	2	66.7
CONSOL PRECINCT 10	1	1	100.0
CONSOL PRECINCT 14	1	1	33.3
CONSOL PRECINCT 32	2	1	50.0
CONSOL PRECINCT 36	3	1	33.3
CONSOL PRECINCT 46	1	1	100.0
CONSOL PRECINCT 52	1	1	100.0
CONSOL PRECINCT 59	2	1	50.0
CONSOL PRECINCT 60	4	3	75.0
CONSOL PRECINCT 64	3	1	33.3
CONSOL PRECINCT 67	4	1	25.0
CONSOL PRECINCT 68	1	1	100.0
CONSOL PRECINCT 76	4	3	75.0
CONSOL PRECINCT 87	1	1	100.0
CONSOL PRECINCT 89	2	1	50.0
CONSOL PRECINCT 93	2	2	100.0
CONSOL PRECINCT 95	1	1	33.3
CONSOL PRECINCT 96	2	1	50.0
CONSOL PRECINCT 100	5	3	60.0
CONSOL PRECINCT 104	4	2	50.0
CONSOL PRECINCT 110	1	1	100.0
CONSOL PRECINCT 111	6	2	33.3
CONSOL PRECINCT 119	7	3	42.9
ABSENTEE SUP DIST 3-05		1	
ABSENTEE SUP DIST 4-07		2	



**** T O T A L S ****

65 38 58.5 24 27 6 2 1

39

RECAP

June 8, 1982

P/F - ALL STATE OFFICES

PAGE NUMBER 014.00000

	REGISTERED VOTERS	VOTES CAST	TURNOUT	P&F B D OF EQUAL DIST 1	KANGAS - 081 -	P&F U.S. SENATOR - 1300 -	NO P&F CANDIDATE FILED DIST 14	NO P&F ASSEMBLY DIST. NO. 5	NO P&F CANDIDATE FILED DIST. NO. 7
SUPERVISORIAL DIST 1	7	4	57.1	4					
SUPERVISORIAL DIST 2	6	3	50.0	3					
SUPERVISORIAL DIST 3	19	11	57.9	7					
SUPERVISORIAL DIST 4	15	9	60.0	4					
SUPERVISORIAL DIST 5	18	8	44.4	5					
TOTAL SUP. DIST VOTES	65	35	53.8	23					
TOTAL ABSENTEE VOTES		3		1					
** TOTAL VOTES **	65	38	58.5	24					
CITY OF AUBURN	1	1	100.0						
CITY OF COLFAX	1	1	100.0	1					
CITY OF LINCOLN	2	1	50.0	1					
CITY OF ROCKLIN	3	3	60.0	1					
CITY OF ROSEVILLE	7	4	57.1	4					
UNINCORPORATED	49	25	51.0	16					
14TH CONGRESSIONAL	65	38	58.5	24					
U.S. SENATORIAL DIST	65	38	58.5	24					
ASSEMBLY DIST 5				11		17			
ASSEMBLY DIST 7				13		10			

June 8, 1982

P/F - ALL STATE OFFICES

PAGE NUMBER 015.00001

REGISTERED VOTERS

VOTES CAST

TURNOUT

NO P&F CANDIDATE FILED
P&F CENTRAL COMMITTEE

NO P&F CANDIDATE FILED

NO P&F CANDIDATE FILED

NO P&F CANDIDATE FILED

NO P&F CANDIDATE FILED

NO P&F CANDIDATE FILED

NO P&F CANDIDATE FILED

CONSOL PRECINCT 59
CONSOL PRECINCT 60

2
4

1
3

50.0
75.0

[REDACTED]

**** TOTALS ****

6

4

66.7

41


RECAP

June 8, 1982

P/F - ALL STATE OFFICES

PAGE NUMBER 015.00000	REGISTERED VOTERS	VOTES CAST	TURNOUT	NO P&F CENTRAL COMMITTEE CANDIDATE FILED	NO P&F CANDIDATE FILED	NO P&F CANDIDATE FILED	NO P&F CANDIDATE FILED	NO P&F CANDIDATE FILED	NO P&F CANDIDATE FILED	NO P&F CANDIDATE FILED						
-----------------------	-------------------	------------	---------	--	------------------------	------------------------	------------------------	------------------------	------------------------	------------------------	--	--	--	--	--	--

SUPERVISORIAL DIST 1
 SUPERVISORIAL DIST 2
 SUPERVISORIAL DIST 3 6 4 66.7
 SUPERVISORIAL DIST 4
 SUPERVISORIAL DIST 5
 TOTAL SUP. DIST VOTES 6 4 66.7
 TOTAL ABSENTEE VOTES
 ** TOTAL VOTES ** 6 4 66.7
 CITY OF AUBURN
 CITY OF COLFAX
 CITY OF LINCOLN
 CITY OF ROCKLIN
 CITY OF ROSEVILLE
 UNINCORPORATED 6 4 66.7
 14TH CONGRESSIONAL 6 4 66.7
 U.S. SENATORIAL DIST 6 4 66.7



42

June 8, 1982

LIB - ALL STATE OFFICES

PAGE NUMBER 016.00001

	REGISTERED VOTERS	VOTES CAST	TURNOUT	DOUGHERTY LIBERTARIAN GOVERNOR 1021	WAGENER LIBERTARIAN LT. GOVERNOR 1022	VERNON 1031	BUERGER LIBERTARIAN SEC OF STATE 1042	GINGELL LIBERTARIAN CONTROLLEER 1051	ANTMAN LIBERTARIAN TREASURER 1061	LEE LIBERTARIAN ATTORNEY GEN 1067							
CONSOL PRECINCT 03	4	1	25.0														
CONSOL PRECINCT 08	4	2	50.0														
CONSOL PRECINCT 09	2	1	50.0														
CONSOL PRECINCT 12	5	2	40.0														
CONSOL PRECINCT 14	3	2	66.7														
CONSOL PRECINCT 19	1	1	100.0														
CONSOL PRECINCT 24	2	2	100.0														
CONSOL PRECINCT 25	1	1	100.0														
CONSOL PRECINCT 30	3	3	100.0														
CONSOL PRECINCT 32	4	2	50.0														
CONSOL PRECINCT 34	2	2	100.0														
CONSOL PRECINCT 36	3	2	66.7														
CONSOL PRECINCT 37	3	3	100.0														
CONSOL PRECINCT 39	2	1	50.0														
CONSOL PRECINCT 41	1	1	100.0														
CONSOL PRECINCT 43	1	1	100.0														
CONSOL PRECINCT 45	1	1	100.0														
CONSOL PRECINCT 47	3	1	33.3														
CONSOL PRECINCT 50	1	1	100.0														
CONSOL PRECINCT 51	2	1	50.0														
CONSOL PRECINCT 52	3	1	33.3														
CONSOL PRECINCT 54	5	1	20.0														
CONSOL PRECINCT 57	3	1	33.3														
CONSOL PRECINCT 59	4	2	50.0														
CONSOL PRECINCT 60	4	3	75.0														
CONSOL PRECINCT 61	2	2	100.0														
CONSOL PRECINCT 64	3	1	33.3														
CONSOL PRECINCT 65	6	1	16.7														
CONSOL PRECINCT 66	8	1	12.5														
CONSOL PRECINCT 68	4	4	100.0														
CONSOL PRECINCT 69	5	1	20.0														
CONSOL PRECINCT 71	5	1	20.0														
CONSOL PRECINCT 72	5	3	60.0														
CONSOL PRECINCT 73	3	1	33.3														
CONSOL PRECINCT 74	3	2	66.7														
CONSOL PRECINCT 75	5	4	80.0														
CONSOL PRECINCT 76	5	2	40.0														
CONSOL PRECINCT 77	4	2	50.0														
CONSOL PRECINCT 81	1	6	600.0														
CONSOL PRECINCT 84	5	3	60.0														
CONSOL PRECINCT 87	2	1	50.0														
CONSOL PRECINCT 89	3	2	66.7														
CONSOL PRECINCT 93	3	3	100.0														
CONSOL PRECINCT 94	4	3	75.0														
CONSOL PRECINCT 95	6	2	33.3														
CONSOL PRECINCT 96	2	1	50.0														
CONSOL PRECINCT 97	3	1	33.3														
CONSOL PRECINCT 98	4	1	25.0														
CONSOL PRECINCT 100	2	1	50.0														
CONSOL PRECINCT 101	2	2	100.0														
CONSOL PRECINCT 102	4	1	25.0														
CONSOL PRECINCT 103	2	1	50.0														
CONSOL PRECINCT 104	13	9	69.2														
CONSOL PRECINCT 105	6	3	50.0														
CONSOL PRECINCT 107	6	2	33.3														
CONSOL PRECINCT 108	6	1	16.7														
CONSOL PRECINCT 109	13	4	30.8														
CONSOL PRECINCT 110	1	1	100.0														
CONSOL PRECINCT 111	4	2	50.0														
CONSOL PRECINCT 113	5	1	20.0														
CONSOL PRECINCT 114	1	1	100.0														
CONSOL PRECINCT 118	11	5	45.5														
CONSOL PRECINCT 119	11	5	45.5														
CONSOL PRECINCT 120	10	2	20.0														
CONSOL PRECINCT 122	4	2	50.0														
CONSOL PRECINCT 123	6	4	66.7														
CONSOL PRECINCT 203	1	1	100.0														
ABSENTEE SUP DIST 1-01		1															
ABSENTEE SUP DIST 3-05		3															
ABSENTEE SUP DIST 5-10		1															
**** T O T A L S ****	281	142	50.5	117	44	74	118	119	115	114							

RECAP

June 8, 1982

LIB - ALL STATE OFFICES

PAGE NUMBER 016.00000

	REGISTERED VOTERS	VOTES CAST	TURNOUT	DOUGHERTY LIBERTARIAN GOVERNOR 10221	WAGNER LIBERTARIAN LT. GOVERNOR 10321	VERNON 10311	BUERGER LIBERTARIAN SEC OF STATE 10421	GINGELL LIBERTARIAN CONTROLLER 10531	ANTMAN LIBERTARIAN TREASURER 10611	LEE LIBERTARIAN ATTORNEY GEN 10671
SUPERVISORIAL DIST 1	25	12	48.0							
SUPERVISORIAL DIST 2	24	17	70.8	16	16	1	17	17	16	17
SUPERVISORIAL DIST 3	79	38	48.1	35	10	26	36	35	34	35
SUPERVISORIAL DIST 4	56	28	50.0	22	6	18	22	22	21	21
SUPERVISORIAL DIST 5	97	42	43.3	32	10	22	31	32	32	28
TOTAL SUP. DIST VOTES	281	137	48.8	112	44	72	113	114	110	109
TOTAL ABSENTEE VOTES		5								
** TOTAL VOTES **	281	142	50.5	117	44	74	118	119	115	114
CITY OF AUBURN	14	5	35.7							
CITY OF COLFAX	1	1	100.0							
CITY OF LINCOLN	7	4	57.1							
CITY OF ROCKLIN	12	7	58.3							
CITY OF ROSEVILLE	25	12	48.0	7	2	5	7	8	7	8
UNINCORPORATED	222	108	48.6	91	34	58	90	89	87	84
14TH CONGRESSIONAL	281	142	50.5	117	44	74	118	119	115	114
U.S. SENATORIAL DIST	281	142	50.5	117	44	74	118	119	115	114
ASSEMBLY DIST 5				53	13	38	58	60	58	59
ASSEMBLY DIST 7				64	31	36	60	59	57	55

June 8, 1982

LIB - ALL STATE OFFICES

PAGE NUMBER 017.00001

	REGISTERED VOTERS	VOTES CAST	TURNOUT	NY GREEN LIB B D OF EQUAL DIST 1	F U H R I G LIBERTARIAN U S S E N A T O R - 1 3 1 -	N O LIB CANDIDATE FILED LIB CONGRESS DIST NO 1 4	P H E L P S LIB ASSEMBLY DIST - NO - 5	N O LIB CANDIDATE FILED LIB ASSEMBLY DIST - NO - 7											
CONSOL PRECINCT 03	4	1	25.0																
CONSOL PRECINCT 08	4	2	50.0																
CONSOL PRECINCT 09	2	1	50.0																
CONSOL PRECINCT 12	5	2	40.0																
CONSOL PRECINCT 14	3	2	66.7																
CONSOL PRECINCT 19	1	1	100.0																
CONSOL PRECINCT 24	2	1	50.0																
CONSOL PRECINCT 25	4	1	25.0																
CONSOL PRECINCT 30	3	3	100.0																
CONSOL PRECINCT 32	4	2	50.0																
CONSOL PRECINCT 34	3	2	66.7																
CONSOL PRECINCT 36	3	2	66.7																
CONSOL PRECINCT 37	3	3	100.0																
CONSOL PRECINCT 39	2	1	50.0																
CONSOL PRECINCT 41	1	1	100.0																
CONSOL PRECINCT 43	1	1	100.0																
CONSOL PRECINCT 45	1	1	100.0																
CONSOL PRECINCT 47	3	1	33.3																
CONSOL PRECINCT 50	1	1	100.0																
CONSOL PRECINCT 51	2	1	50.0																
CONSOL PRECINCT 52	3	1	33.3																
CONSOL PRECINCT 54	5	1	20.0																
CONSOL PRECINCT 56	3	2	66.7																
CONSOL PRECINCT 57	3	1	33.3																
CONSOL PRECINCT 59	4	2	50.0																
CONSOL PRECINCT 60	4	3	75.0																
CONSOL PRECINCT 61	2	2	100.0																
CONSOL PRECINCT 64	6	3	50.0																
CONSOL PRECINCT 65	2	1	50.0																
CONSOL PRECINCT 66	5	1	20.0																
CONSOL PRECINCT 68	3	4	50.0																
CONSOL PRECINCT 69	3	1	33.3																
CONSOL PRECINCT 71	5	1	20.0																
CONSOL PRECINCT 72	5	3	60.0																
CONSOL PRECINCT 74	3	2	66.7																
CONSOL PRECINCT 75	5	4	80.0																
CONSOL PRECINCT 76	5	2	40.0																
CONSOL PRECINCT 77	4	2	50.0																
CONSOL PRECINCT 81	1	2	50.0																
CONSOL PRECINCT 84	2	3	60.0																
CONSOL PRECINCT 87	2	1	50.0																
CONSOL PRECINCT 89	3	2	66.7																
CONSOL PRECINCT 93	5	3	60.0																
CONSOL PRECINCT 94	4	3	75.0																
CONSOL PRECINCT 95	6	2	33.3																
CONSOL PRECINCT 96	2	1	50.0																
CONSOL PRECINCT 97	3	1	33.3																
CONSOL PRECINCT 98	4	1	25.0																
CONSOL PRECINCT 100	2	1	50.0																
CONSOL PRECINCT 101	2	2	100.0																
CONSOL PRECINCT 102	4	1	25.0																
CONSOL PRECINCT 103	2	1	50.0																
CONSOL PRECINCT 104	1	9	69.0																
CONSOL PRECINCT 105	6	3	50.0																
CONSOL PRECINCT 107	6	2	33.3																
CONSOL PRECINCT 108	6	1	16.7																
CONSOL PRECINCT 109	1	4	30.0																
CONSOL PRECINCT 110	1	1	100.0																
CONSOL PRECINCT 111	4	2	50.0																
CONSOL PRECINCT 113	5	1	20.0																
CONSOL PRECINCT 114	1	1	100.0																
CONSOL PRECINCT 118	1	5	45.0																
CONSOL PRECINCT 119	1	5	45.0																
CONSOL PRECINCT 120	1	2	20.0																
CONSOL PRECINCT 122	4	2	50.0																
CONSOL PRECINCT 123	6	4	66.7																
CONSOL PRECINCT 203	1	1	100.0																
ABSENTEE SUP DIST 1-01		1																	
ABSENTEE SUP DIST 3-05		3																	
ABSENTEE SUP DIST 5-10		1																	
**** T O T A L S ****	281	143	50.9	120	117	15	54	7											

RECAP

June 8, 1982

LIB - ALL STATE OFFICES

PAGE NUMBER 017.00000

REGISTERED VOTERS

VOTES CAST

TURNOUT

NYGREN LIBERAL OF EQUAL DIST 1

FUHRIG LIBERTARIAN U.S. SENATOR

NO LIB CANDIDATE FILED LIB CONGRESS DIST NO 14

PHELPS ASSEMBLY DIST NO 5


NO LIB CANDIDATE FILED LIB ASSEMBLY DIST NO 7

SUPERVISORIAL DIST 1	25	12	48.0	7	8	3	7		
SUPERVISORIAL DIST 2	24	17	70.8	17	17	2	4	2	
SUPERVISORIAL DIST 3	79	39	49.4	35	35	2	18	1	
SUPERVISORIAL DIST 4	56	28	50.0	23	21	4	21		
SUPERVISORIAL DIST 5	97	42	43.3	33	31	4	21	4	
TOTAL SUP. DIST VOTES	281	138	49.1	115	112	15	50	7	
TOTAL ABSENTEE VOTES		5							
** TOTAL VOTES **	281	143	50.9	120	117	15	54	7	
CITY OF AUBURN	17	7	41.2						
CITY OF COLFAX	1	1	100.0						
CITY OF LINCOLN	7	4	57.1						
CITY OF ROCKLIN	12	7	58.3						
CITY OF ROSEVILLE	25	12	48.0	7	8	3	7		
UNINCORPORATED	219	107	48.9	92	88	10	31	6	
14TH CONGRESSIONAL	281	143	50.9	120	117	15	54	7	
U.S. SENATORIAL DIST	281	143	50.9	120	117	15	54	7	
ASSEMBLY DIST 5				51	54				
ASSEMBLY DIST 7				69	63				

June 8, 1982

LIB - ALL STATE OFFICES

PAGE NUMBER 018.00001

	REGISTERED VOTERS	VOTES CAST	TURNOUT	NO LIB CENTRAL COMMITTEES FILED	NO LIB CANDIDATE FILED	NO LIB CANDIDATE FILED	NO LIB CANDIDATE FILED	NO LIB CANDIDATE FILED	NO LIB CANDIDATE FILED	NO LIB CANDIDATE FILED								
CONSOL PRECINCT 03	4	1	25.0															
CONSOL PRECINCT 09	2	1	50.0															
CONSOL PRECINCT 14	3	2	66.7															
CONSOL PRECINCT 24	2	2	100.0															
CONSOL PRECINCT 34	3	2	66.7															
CONSOL PRECINCT 36	3	2	66.7															
CONSOL PRECINCT 68	3	4	50.0															
CONSOL PRECINCT 72	3	3	60.0															
CONSOL PRECINCT 101	2	2	100.0															
CONSOL PRECINCT 104	13	9	69.2															
CONSOL PRECINCT 109	13	4	30.8															
CONSOL PRECINCT 118	11	5	45.5															
**** T O T A L S ****	69	37	53.6		13	4	4	4	4	4	4							

RECAP

June 8, 1982

LIB - ALL STATE OFFICES

PAGE NUMBER 018.00000

REGISTERED VOTERS

VOTES CAST

TURNOUT

LIB CENTRAL COMMITTEES

NO LIB CANDIDATE FILED

NO LIB CANDIDATE FILED

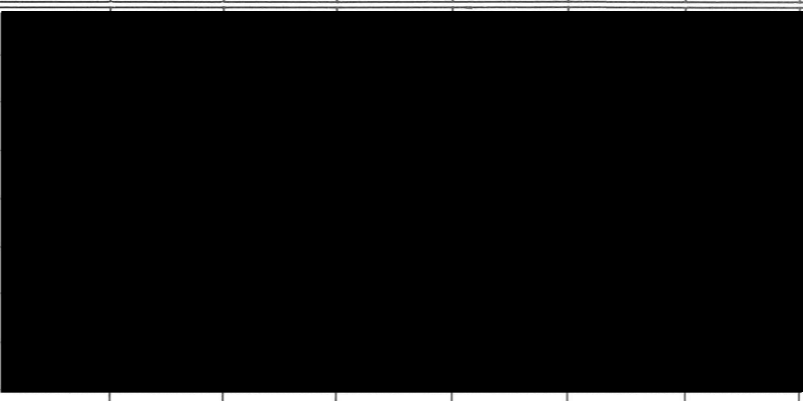
NO LIB CANDIDATE FILED

NO LIB CANDIDATE FILED

NO LIB CANDIDATE FILED

NO LIB CANDIDATE FILED

SUPERVISORIAL DIST 1	11	6	54.5
SUPERVISORIAL DIST 2	6	4	66.7
SUPERVISORIAL DIST 3	13	7	53.8
SUPERVISORIAL DIST 4	2	2	100.0
SUPERVISORIAL DIST 5	37	18	48.6
TOTAL SUP. DIST VOTES	69	37	53.6
TOTAL ABSENTEE VOTES			
** TOTAL VOTES **	69	37	53.6
CITY OF AUBURN			
CITY OF COLFAX			
CITY OF LINCOLN	3	2	66.7
CITY OF ROCKLIN	2	2	100.0
CITY OF ROSEVILLE	11	6	54.5
UNINCORPORATED	53	27	50.9
14TH CONGRESSIONAL	69	37	53.6
U.S. SENATORIAL DIST	69	37	53.6



June 8, 1982

NONPARTISAN AND STATE/LOCAL MEASURES

FINAL PAGES

PAGE NUMBER 019.00001

			REGISTERED VOTERS	VOTES CAST	TURNOUT	WILLIAMS COUNTY CLERK-RECORDER	HAUSER	TROMBLEY	SCHNETZ COUNTY DISTRICT ATTORNEY	SHELLEY	BOST	IVERSEN	MITCHELL	CALDWELL COUNTY SHERIFF-CORONER	NUNES
CONSOL	PRECINCT	01	235	101	43.0	19	11	53	12	26	3	24	20	31	62
CONSOL	PRECINCT	02	299	179	59.9	31	22	99	14	64	1	21	46	43	124
CONSOL	PRECINCT	03	828	481	58.1	78	40	304	55	183	10	56	118	126	316
CONSOL	PRECINCT	04	430	231	53.7	41	12	159	17	88	5	29	66	60	164
CONSOL	PRECINCT	05	439	181	41.2	33	11	114	13	68	3	20	43	54	110
CONSOL	PRECINCT	06	505	235	46.5	37	25	142	22	76	10	32	65	52	165
CONSOL	PRECINCT	07	798	345	43.2	56	22	229	28	88	6	47	144	99	224
CONSOL	PRECINCT	08	430	189	44.0	39	21	104	20	69	7	20	43	53	123
CONSOL	PRECINCT	09	432	180	41.7	33	9	106	11	70	8	23	33	43	119
CONSOL	PRECINCT	10	506	272	53.8	41	18	177	21	92	7	28	88	58	189
CONSOL	PRECINCT	11	557	269	48.3	37	18	186	20	90	4	24	93	72	182
CONSOL	PRECINCT	12	567	278	49.0	50	31	180	26	113	8	30	78	77	189
CONSOL	PRECINCT	13	566	265	46.8	50	22	160	31	93	17	29	64	89	163
CONSOL	PRECINCT	14	854	439	51.4	105	28	256	31	161	15	87	88	139	266
CONSOL	PRECINCT	15	539	323	60.1	62	20	210	25	129	7	37	94	85	220
CONSOL	PRECINCT	16	573	374	65.3	70	35	232	26	152	13	42	103	112	243
CONSOL	PRECINCT	17	984	477	48.5	89	43	274	27	158	20	86	115	122	312
CONSOL	PRECINCT	18	668	349	52.2	54	36	219	27	137	16	53	71	89	236
CONSOL	PRECINCT	19	533	165	30.9	41	18	91	17	55	4	23	48	47	105
CONSOL	PRECINCT	20	587	334	56.9	72	28	200	32	102	14	64	86	89	212
CONSOL	PRECINCT	21	824	365	44.3	87	31	214	33	160	18	49	62	93	248
CONSOL	PRECINCT	22	737	408	55.4	55	33	262	30	129	18	52	118	93	275
CONSOL	PRECINCT	23	476	242	50.8	50	19	151	26	85	7	28	69	57	176
CONSOL	PRECINCT	24	817	412	50.4	64	36	251	24	154	9	68	90	89	275
CONSOL	PRECINCT	25	722	385	53.3	72	28	243	28	128	19	48	118	100	265
CONSOL	PRECINCT	26	491	306	62.3	65	24	177	28	107	13	56	49	80	204
CONSOL	PRECINCT	27	281	166	59.1	40	11	101	11	62	4	27	44	39	121
CONSOL	PRECINCT	28	127	73	57.5	22	9	38	5	19	6	18	16	29	43
CONSOL	PRECINCT	29	387	217	56.1	53	18	128	23	90	5	34	34	62	149
CONSOL	PRECINCT	30	515	295	57.3	61	25	180	30	111	10	44	58	86	195
CONSOL	PRECINCT	31	124	67	54.1	22	13	37	22	21	1	11	16	30	51
CONSOL	PRECINCT	32	881	453	51.1	88	38	276	60	191	13	41	99	110	323
CONSOL	PRECINCT	33	524	273	52.1	54	34	157	46	109	4	24	62	81	179
CONSOL	PRECINCT	34	655	331	50.5	68	42	189	53	128	13	33	66	94	230
CONSOL	PRECINCT	35	335	218	65.1	39	24	132	18	70	8	23	59	110	95
CONSOL	PRECINCT	36	634	320	50.5	75	43	175	38	120	8	42	74	106	205
CONSOL	PRECINCT	37	525	319	60.8	63	29	185	44	116	7	35	66	83	220
CONSOL	PRECINCT	38	551	342	62.1	106	54	298	82	186	20	67	109	180	318
CONSOL	PRECINCT	39	522	301	57.7	64	22	195	26	106	6	49	86	117	178
CONSOL	PRECINCT	40	885	529	59.8	110	54	314	81	160	7	76	153	262	242
CONSOL	PRECINCT	41	465	258	55.5	36	29	175	64	81	8	30	55	70	183
CONSOL	PRECINCT	42	618	402	65.0	74	35	239	85	130	12	45	91	104	283
CONSOL	PRECINCT	43	169	103	60.9	10	9	71	14	38	2	4	35	15	76
CONSOL	PRECINCT	44	641	366	57.1	52	37	231	29	127	8	63	100	112	229
CONSOL	PRECINCT	45	434	267	61.5	43	23	162	23	86	8	27	93	79	176
CONSOL	PRECINCT	46	488	357	73.1	63	22	141	23	89	17	45	51	104	144
CONSOL	PRECINCT	47	639	375	58.8	71	30	224	26	126	9	60	107	109	234
CONSOL	PRECINCT	48	696	342	49.1	61	28	221	28	119	9	68	77	121	206
CONSOL	PRECINCT	49	313	185	59.1	37	12	108	14	72	10	18	37	39	129
CONSOL	PRECINCT	50	520	290	55.8	64	21	180	30	116	10	42	74	137	135
CONSOL	PRECINCT	51	465	231	49.7	42	21	134	18	74	11	31	68	109	112
CONSOL	PRECINCT	52	701	368	52.5	56	33	236	15	130	8	61	104	207	140
CONSOL	PRECINCT	53	440	202	45.9	39	17	125	12	80	3	27	56	96	90
CONSOL	PRECINCT	54	496	333	67.1	47	19	149	14	84	8	46	56	118	107
CONSOL	PRECINCT	55	653	309	47.3	74	42	158	20	98	9	54	89	130	153
CONSOL	PRECINCT	56	555	327	58.9	52	25	225	18	129	4	57	86	182	131
CONSOL	PRECINCT	57	781	470	60.2	80	55	296	32	180	12	75	159	236	213
CONSOL	PRECINCT	58	515	266	51.7	41	19	173	16	111	9	43	60	139	108
CONSOL	PRECINCT	59	534	334	62.5	68	24	207	15	109	7	80	76	165	154
CONSOL	PRECINCT	60	554	307	55.4	65	26	195	21	119	9	55	78	160	141
CONSOL	PRECINCT	61	707	405	57.3	79	49	243	27	147	13	65	115	200	186
CONSOL	PRECINCT	62	824	412	50.0	75	42	249	22	148	10	66	107	183	201
CONSOL	PRECINCT	63	508	286	56.5	63	34	149	26	106	7	37	69	165	104
CONSOL	PRECINCT	64	549	301	54.8	62	48	169	22	94	6	58	82	154	130
CONSOL	PRECINCT	65	483	304	62.9	70	19	175	26	105	12	44	70	118	175
CONSOL	PRECINCT	66	415	234	56.4	65	16	121	14	81	4	29	72	121	96
CONSOL	PRECINCT	67	530	294	55.5	68	38	154	13	108	6	39	102	146	135
CONSOL	PRECINCT	68	477	271	56.8	54	29	153	15	78	3	22	109	158	104
CONSOL	PRECINCT	69	426	250	58.7	71	29	122	15	69	10	51	100	126	105
CONSOL	PRECINCT	70	300	163	54.3	48	14	87	6	56	9	18	51	85	72
CONSOL	PRECINCT	71	576	314	54.5	67	23	193	24	113	18	49	72	168	131
CONSOL	PRECINCT	72	601	322	53.6	56	40	183	26	132	12	52	47	166	130
CONSOL	PRECINCT	73	839	458	54.6	77	61	199	19	145	15	87	68	174	179
CONSOL	PRECINCT	74	288	123	42.7	29	18	56	7	43	3	22	22	48	65
CONSOL	PRECINCT	75	597	290	48.5	69	42	143	19	106	11	34	90	135	142
CONSOL	PRECINCT	76	416	136	32.7	23	10	84	5	44	7	25	30	73	56
CONSOL	PRECINCT	77	211	90	42.7	22	5	59	1	42	6	16	16	52	37
CONSOL	PRECINCT	78	446	266	59.7	48	33	140	18	88	8	39	69	116	117
CONSOL	PRECINCT	79	370	206	55.7	49	15	118	11	73	4	40	48	111	82
CONSOL	PRECINCT	80	351	183	52.1	33	13	107	8	69	9	37	31	49	119
CONSOL	PRECINCT	81	648	342	52.8	80	22	189	15	121	9	58	80	84	236
CONSOL	PRECINCT	82	795	469	59.0	76	33	279	28	145	17	84	97	115	310
CONSOL	PRECINCT	83	616	308	50.0	76	36	148	27	98	9	55	62	88	190
CONSOL	PRECINCT	84	569	281	49.2	54	24	167	23	80	11	63	69	80	197
CONSOL	PRECINCT	85	641	369	57.6	74	32	205	21	127	12	84	71	78	263
CONSOL	PRECINCT	86	509	311	61.1	53	17	191	51	97	10	56	45	74	209
CONSOL	PRECINCT	87	774	454	58.7	78	42	271	64	117	17	93	88	112	313
CONSOL	PRECINCT	88	335	211	63.0	48	29	112	13	69	6	54	46	96	101
CONSOL	PRECINCT	89	444	266	59.9	69	18	155	34	62	7	49	82	92	169
CONSOL	PRECINCT	90	420	256	61.0	35	25	177	48	79	10	38	61	75	173
CONSOL	PRECINCT	91	495	285	57.6	59	27	167	81	56	4	40	74	81	191
CONSOL	PRECINCT	92	914	486	53.2	105	36	300	96	114	23	79	115	120	352
CONSOL	PRECINCT	93	481	291	60.5	45	27	193	49	83	5	41	78	82	202

June 8, 1982

NONPARTISAN AND STATE/LOCAL MEASURES

FINAL PAGES

PAGE NUMBER 019.00002

		REGISTERED VOTERS	VOTES CAST	TURNOUT	WILLIAMS COUNTY CLERK-RECORDER	HAUSER	TROMBLEY	SCHNETZ COUNTY DISTRICT ATTORNEY	SHELLEY	BOST	IVERSEN	MITCHELL	CALDWELL COUNTY SHERIFF-CORONER	NUNES
CONSOL	PRECINCT 94	656	400	61.0	92	30	228	56	112	17	62	105	108	272
CONSOL	PRECINCT 95	890	522	58.7	93	46	318	81	148	9	84	136	150	335
CONSOL	PRECINCT 96	422	246	58.3	33	31	164	57	67	4	54	43	48	192
CONSOL	PRECINCT 97	424	190	44.8	32	16	119	17	54	5	48	41	47	132
CONSOL	PRECINCT 98	693	387	55.8	55	31	230	22	99	10	73	116	76	283
CONSOL	PRECINCT 99	149	75	50.3	19	10	41	6	21	3	16	22	17	54
CONSOL	PRECINCT 100	801	388	48.4	57	32	257	27	111	16	89	100	103	269
CONSOL	PRECINCT 101	654	306	46.8	52	18	204	41	97	13	35	81	82	214
CONSOL	PRECINCT 102	715	310	43.4	71	24	162	32	96	11	40	74	86	196
CONSOL	PRECINCT 103	519	322	62.0	71	20	202	38	90	8	71	80	103	201
CONSOL	PRECINCT 104	715	417	58.3	75	53	241	22	154	8	71	78	187	203
CONSOL	PRECINCT 105	757	452	59.7	65	94	245	26	143	14	97	116	220	214
CONSOL	PRECINCT 106	547	231	42.2	37	12	136	18	65	5	37	50	136	73
CONSOL	PRECINCT 107	613	195	31.8	37	14	111	16	47	5	51	38	103	72
CONSOL	PRECINCT 108	861	305	35.4	39	28	187	26	87	7	66	41	149	123
CONSOL	PRECINCT 109	598	226	37.8	46	28	120	33	49	7	37	48	119	93
CONSOL	PRECINCT 110	620	351	56.6	80	22	202	17	151	6	33	89	143	188
CONSOL	PRECINCT 111	860	429	49.9	86	59	234	29	147	11	67	120	209	193
CONSOL	PRECINCT 112	530	271	51.1	39	28	164	15	93	7	44	55	109	142
CONSOL	PRECINCT 113	490	248	50.6	49	13	157	17	111	10	39	33	102	132
CONSOL	PRECINCT 114	63	34	54.0	12	4	18	3	13		8	4	17	17
CONSOL	PRECINCT 115	105	43	41.0	5	3	26	2	14		8	8	20	16
CONSOL	PRECINCT 116	313	138	44.1	29	12	73	22	30	2	25	22	71	60
CONSOL	PRECINCT 117	557	209	37.5	37	16	119	26	47	6	35	43	116	75
CONSOL	PRECINCT 118	812	284	35.0	43	18	180	31	71	6	55	48	148	110
CONSOL	PRECINCT 119	620	245	39.5	36	29	141	35	44	2	61	48	117	105
CONSOL	PRECINCT 120	801	266	33.2	43	11	152	17	67	5	47	57	130	96
CONSOL	PRECINCT 121	621	240	38.6	45	28	126	32	60	4	55	41	122	103
CONSOL	PRECINCT 122	878	547	62.3	116	71	310	32	168	7	106	168	214	313
CONSOL	PRECINCT 123	757	436	57.6	108	42	232	24	145	14	73	134	211	203
CONSOL	PRECINCT 124	521	286	54.9	78	23	159	18	107	4	49	85	137	137
CONSOL	PRECINCT 201	74	46	62.2	6		36	1	10		15	13	18	27
CONSOL	PRECINCT 202	199	116	58.3	25	10	75	13	47	6	22	19	55	61
CONSOL	PRECINCT 203	176	127	72.2	20	7	84	7	50	1	23	21	51	68
CONSOL	PRECINCT 204	105	50	47.6	24	7	17	4	12	1	17	6	25	25
CONSOL	PRECINCT 205	164	92	56.1	15	6	61	16	29	3	14	17	19	68
CONSOL	PRECINCT 206	78	34	43.6	8	7	15	5	9		6	12	6	28
CONSOL	PRECINCT 207	77	20	26.0	2		17	1	10		1	3	8	9
ABSENTEE SUP	DIST 1-01		469		70	20	350	43	170	6	77	110	108	323
ABSENTEE SUP	DIST 1-02		6											
ABSENTEE SUP	DIST 2-03		149		21	10	107	14	53	5	25	39	60	87
ABSENTEE SUP	DIST 2-04		166		23	20	112	26	66	5	21	32	51	104
ABSENTEE SUP	DIST 3-05		427		68	41	285	25	143	12	101	96	189	212
ABSENTEE SUP	DIST 3-06		235		39	30	152	17	92	5	50	46	82	138
ABSENTEE SUP	DIST 4-07		308		46	20	209	16	91	5	65	85	84	206
ABSENTEE SUP	DIST 4-08		41		9	3	26	10	12	1	7	9	12	27
ABSENTEE SUP	DIST 5-09		235		31	21	154	17	84	5	47	46	98	123
ABSENTEE SUP	DIST 5-10		161		12	11	117	17	42	3	31	26	58	76
****	T O T A L S ****	70122	39044	55.7	7451	3628	23385	3644	13088	1125	6297	9529	14104	22531

June 8, 1982

PAGE NUMBER 019.00000	REGISTERED VOTERS	VOTES CAST	TURNOUT	WILLIAMS COUNTY CLERK-RECORDER	HAUSER	TROMBLEY	SCHNETZ COUNTY DISTRICT ATTORNEY	SHELLEY	BOST	IVERSEN	MITCHELL	CALDWELL COUNTY SHERIFF-CORONER	NUNES
SUPERVISORIAL DIST 1	15597	8024	51.4	1493	661	4932	660	2858	262	1121	2072	2120	5331
SUPERVISORIAL DIST 2	11594	6602	56.9	1281	641	3949	843	2333	190	876	1560	2147	4133
SUPERVISORIAL DIST 3	16058	8564	53.3	1765	890	4976	538	3070	248	1384	2252	4254	3822
SUPERVISORIAL DIST 4	14157	7784	55.0	1484	652	4662	956	2250	248	1423	1826	2051	5269
SUPERVISORIAL DIST 5	12716	5873	46.2	1107	608	3350	462	1823	130	1065	1329	2788	2677
TOTAL SUP. DIST VOTES	70122	36847	52.5	7130	3452	21869	3459	12334	1078	5869	9039	13360	21232
TOTAL ABSENTEE VOTES		2197		321	176	1516	185	754	47	428	490	744	1299
** TOTAL VOTES **	70122	39044	55.7	7451	3628	23385	3644	13088	1125	6297	9529	14104	22531
CITY OF AUBURN	5126	2696	52.6	495	261	1676	175	1002	66	436	732	1354	1189
CITY OF COLFAX	620	351	56.6	80	22	202	17	151	6	33	89	143	188
CITY OF LINCOLN	2060	1057	51.3	210	114	622	159	428	30	98	227	285	732
CITY OF ROCKLIN	4082	2137	52.4	375	173	1330	210	666	69	345	585	597	1415
CITY OF ROSEVILLE	14164	7199	50.8	1316	584	4464	590	2580	235	975	1897	1898	4777
UNINCORPORATED	44070	23407	53.1	4654	2298	13575	2308	7507	672	3982	5509	9083	12931
14TH CONGRESSIONAL	70122	39044	55.7	7451	3628	23385	3644	13088	1125	6297	9529	14104	22531
U.S. SENATORIAL DIST	70122	39044	55.7	7451	3628	23385	3644	13088	1125	6297	9529	14104	22531

June 8, 1982

PAGE NUMBER 020.00000

	REGISTERED VOTERS	VOTES CAST	TURNOUT	LIEBERMAN SUPT. OF PUBLIC INSTR	PRAT	BAIRD	MARSHALL	FERRARO	RILES	ALLEN	NUSBAUM	HONIG	COUNTY SUPT. OF SCHOOLS	NEWBERRY	LONERGAN	MURPHY
SUPERVISORIAL DIST 1	15597	8024	51.4	239	278	220	273	336	3006	342	107	2268	1776	3908	1303	
SUPERVISORIAL DIST 2	11594	6602	56.9	164	253	290	272	317	2092	304	95	2025	1633	2522	1559	
SUPERVISORIAL DIST 3	16058	8564	53.3	141	289	323	334	373	2977	357	138	2500	1619	3485	2261	
SUPERVISORIAL DIST 4	14157	7784	55.0	220	277	261	246	373	2587	316	111	2465	2742	2650	1356	
SUPERVISORIAL DIST 5	12716	5873	46.2	110	189	345	280	253	2152	293	133	1296	1153	2199	1613	
TOTAL SUP. DIST VOTES	70122	36847	52.5	874	1286	1439	1405	1652	12814	1612	584	10554	8923	14764	8092	
TOTAL ABSENTEE VOTES		2197		38	68	49	64	106	868	96	26	661	385	1122	416	
** TOTAL VOTES **	70122	39044	55.7	912	1354	1488	1469	1758	13682	1708	610	11215	9308	15886	8508	
CITY OF AUBURN	5126	2696	52.6	58	90	63	96	113	953	103	41	822	451	1212	678	
CITY OF COLFAX	620	351	56.6	1	12	22	20	20	137	18	2	61	74	134	88	
CITY OF LINCOLN	2060	1057	51.3	14	49	68	45	40	372	46	12	254	227	417	254	
CITY OF ROCKLIN	4082	2137	52.4	59	75	60	72	103	699	98	23	700	607	842	368	
CITY OF ROSEVILLE	14164	7199	50.8	207	259	192	242	297	2738	312	89	2011	1586	3589	1132	
UNINCORPORATED	44070	23407	53.1	535	801	1034	930	1079	7915	1035	417	6706	5978	8570	5572	
14TH CONGRESSIONAL U.S. SENATORIAL DIST	70122	39044	55.7	912	1354	1488	1469	1758	13682	1708	610	11215	9308	15886	8508	
ASSEMBLY DIST 5				663	819	620	768	1053	8537	978	319	7263				
ASSEMBLY DIST 7				269	535	868	701	705	5145	730	291	3952				

June 8, 1982

NONPARTISAN AND STATE/LOCAL MEASURES

FINAL PAGES

PAGE NUMBER 020.00001		REGISTERED VOTERS	VOTES CAST	TURNOUT	SUPPT. OF PUBLIC INSTR.	LIEBERMAN	PRAT	BAIRD	MARSHALL	FERRARO	RILES	ALLEN	NUSBAUM	HONIG	COUNTY SUPPT. OF SCHOOLS	NEWBERRY	LONERGAN	MURPHY
					712	715	709	713	710	716	708	714	711					
CONSOL	PRECINCT	01	235	101	43	3	3	3	8	14	20	2	3	34	14	48	17	
CONSOL	PRECINCT	02	299	179	59	3	4	1	11	11	62	9	1	55	49	63	38	
CONSOL	PRECINCT	03	828	481	58	12	14	10	15	22	193	15	7	123	94	257	64	
CONSOL	PRECINCT	04	435	231	53	11	9	9	13	9	91	6	7	72	61	110	34	
CONSOL	PRECINCT	05	439	181	41	4	6	4	6	13	83	7	3	31	34	94	30	
CONSOL	PRECINCT	06	505	235	46	2	7	8	9	14	98	6	5	48	41	125	36	
CONSOL	PRECINCT	07	798	345	43	15	18	6	9	17	127	17	5	96	79	165	63	
CONSOL	PRECINCT	08	430	189	44	4	4	4	7	5	102	13	9	24	34	103	21	
CONSOL	PRECINCT	09	432	180	41	6	6	6	7	7	75	9	2	34	32	92	21	
CONSOL	PRECINCT	10	506	272	53	5	6	6	12	9	117	8	2	75	60	176	31	
CONSOL	PRECINCT	11	557	269	48	9	11	11	13	10	99	18	2	67	60	152	35	
CONSOL	PRECINCT	12	567	298	52	12	13	8	7	13	98	12	2	84	66	142	38	
CONSOL	PRECINCT	13	566	265	46	4	2	13	4	15	92	14	5	66	39	143	44	
CONSOL	PRECINCT	14	854	439	51	13	13	13	17	15	163	31	7	125	116	176	91	
CONSOL	PRECINCT	15	529	323	61	16	16	6	6	7	133	14	4	87	75	187	35	
CONSOL	PRECINCT	16	573	374	65	15	13	3	8	13	172	13	1	98	63	263	23	
CONSOL	PRECINCT	17	984	477	48	23	21	10	21	29	157	21	7	133	104	212	96	
CONSOL	PRECINCT	18	668	349	52	4	9	7	12	14	144	8	8	94	54	175	65	
CONSOL	PRECINCT	19	535	165	30	8	8	3	10	5	48	12	8	56	42	63	46	
CONSOL	PRECINCT	20	537	334	62	7	7	7	12	11	83	10	7	52	97	121	69	
CONSOL	PRECINCT	21	824	365	44	13	18	14	14	29	124	22	6	75	68	182	72	
CONSOL	PRECINCT	22	737	408	55	9	15	13	11	8	139	11	5	144	116	169	63	
CONSOL	PRECINCT	23	476	242	50	5	5	5	10	4	86	9	5	95	54	146	23	
CONSOL	PRECINCT	24	817	411	50	16	16	10	13	17	166	13	3	105	105	178	70	
CONSOL	PRECINCT	25	722	385	53	7	15	9	13	13	138	23	3	127	116	158	62	
CONSOL	PRECINCT	26	491	306	62	11	5	13	11	11	105	9	8	83	64	117	61	
CONSOL	PRECINCT	27	281	166	59	9	4	6	5	3	56	4	5	60	39	70	36	
CONSOL	PRECINCT	28	127	73	57	1	1	2	6	3	25	6	1	25	24	21	19	
CONSOL	PRECINCT	29	387	217	56	9	17	18	9	5	73	11	1	51	41	85	69	
CONSOL	PRECINCT	30	515	295	57	4	9	18	14	21	93	7	1	90	75	104	75	
CONSOL	PRECINCT	31	124	29	70	6	2	6	6	8	19	1	1	25	27	25	17	
CONSOL	PRECINCT	32	881	453	51	16	16	27	22	11	166	24	5	106	103	175	111	
CONSOL	PRECINCT	33	524	273	52	11	16	16	10	13	84	11	4	66	54	101	66	
CONSOL	PRECINCT	34	655	331	50	4	22	25	13	16	122	11	3	82	70	141	77	
CONSOL	PRECINCT	35	535	218	60	8	7	10	11	8	70	21	6	45	28	77	77	
CONSOL	PRECINCT	36	634	320	50	7	9	20	21	17	96	13	7	101	77	114	97	
CONSOL	PRECINCT	37	525	312	60	5	10	10	8	14	124	18	7	80	75	118	81	
CONSOL	PRECINCT	38	551	342	62	24	19	9	11	22	167	32	5	178	122	220	112	
CONSOL	PRECINCT	39	522	301	58	8	13	8	11	10	108	18	2	98	77	131	64	
CONSOL	PRECINCT	40	885	529	59	12	20	16	24	33	159	15	13	163	121	196	136	
CONSOL	PRECINCT	41	465	258	55	7	17	17	7	9	89	11	2	77	58	127	45	
CONSOL	PRECINCT	42	618	402	65	10	16	20	15	22	118	23	5	116	95	140	101	
CONSOL	PRECINCT	43	169	103	60	1	2	1	3	3	27	12	1	44	41	36	8	
CONSOL	PRECINCT	44	641	366	57	8	16	8	17	23	95	12	3	155	92	153	76	
CONSOL	PRECINCT	45	434	267	61	5	5	7	6	19	92	12	2	96	91	103	45	
CONSOL	PRECINCT	46	488	257	52	12	12	18	21	17	60	13	1	70	78	93	57	
CONSOL	PRECINCT	47	639	375	58	9	14	8	16	18	104	12	5	150	123	138	62	
CONSOL	PRECINCT	48	696	442	63	11	12	15	11	12	113	13	5	124	110	105	93	
CONSOL	PRECINCT	49	313	185	59	6	6	14	12	11	59	5	1	61	50	64	42	
CONSOL	PRECINCT	50	520	290	55	7	9	8	7	19	122	5	1	76	57	134	66	
CONSOL	PRECINCT	51	465	231	49	7	5	7	6	9	71	11	5	75	39	100	70	
CONSOL	PRECINCT	52	701	368	52	4	9	8	14	17	131	12	7	114	47	181	101	
CONSOL	PRECINCT	53	440	202	45	6	7	5	7	15	70	11	1	55	28	93	50	
CONSOL	PRECINCT	54	496	233	47	9	4	4	10	11	95	8	2	63	32	103	66	
CONSOL	PRECINCT	55	653	309	47	5	8	4	14	14	91	10	2	104	43	126	77	
CONSOL	PRECINCT	56	555	327	58	14	6	6	9	9	136	13	9	97	75	147	79	
CONSOL	PRECINCT	57	781	470	60	24	12	9	17	17	151	21	1	156	76	221	101	
CONSOL	PRECINCT	58	515	266	51	4	8	9	21	2	86	12	1	82	54	107	68	
CONSOL	PRECINCT	59	534	334	62	13	7	14	14	7	114	12	3	120	48	164	85	
CONSOL	PRECINCT	60	554	307	55	14	20	15	15	10	101	16	3	78	67	114	84	
CONSOL	PRECINCT	61	707	405	57	18	21	25	16	16	134	20	6	116	82	150	117	
CONSOL	PRECINCT	62	824	412	50	4	15	17	29	16	164	17	5	109	81	167	118	
CONSOL	PRECINCT	63	508	286	56	7	18	16	16	16	75	10	7	92	60	97	85	
CONSOL	PRECINCT	64	549	301	54	4	5	4	19	19	129	12	3	91	59	139	75	
CONSOL	PRECINCT	65	483	304	62	11	9	5	13	13	122	14	1	87	54	123	83	
CONSOL	PRECINCT	66	415	234	56	1	11	10	11	12	94	13	7	42	41	91	65	
CONSOL	PRECINCT	67	530	294	55	9	16	10	10	21	93	15	7	76	63	100	77	
CONSOL	PRECINCT	68	477	271	56	6	11	11	8	11	89	11	2	86	61	96	73	
CONSOL	PRECINCT	69	426	250	58	13	12	16	12	12	90	12	4	86	54	78	85	
CONSOL	PRECINCT	70	300	163	54	7	1	8	9	9	39	8	2	58	37	50	50	
CONSOL	PRECINCT	71	576	314	54	12	5	7	12	12	131	16	6	78	37	135	84	
CONSOL	PRECINCT	72	601	322	53	13	13	12	19	9	105	7	8	94	54	117	70	
CONSOL	PRECINCT	73	839	433	51	11	11	12	12	4	114	18	10	122	77	143	97	
CONSOL	PRECINCT	74	288	123	42	5	8	2	2	4	42	7	3	32	33	44	32	
CONSOL	PRECINCT	75	597	290	48	6	10	26	15	11	93	17	5	64	59	108	79	
CONSOL	PRECINCT	76	416	136	32	1	14	4	4	4	48	6	3	55	21	43	54	
CONSOL	PRECINCT	77	211	90	42	2	9	9	5	5	24	6	3	23	15	39	26	
CONSOL	PRECINCT	78	446	266	59	5	8	8	8	9	76	8	6	99	48	109	60	
CONSOL	PRECINCT	79	370	206	55	7	4	10	6	14	86	2	5	55	41	88	51	
CONSOL	PRECINCT	80	351	183	52	5	7	7	7	5	63	9	4	52	82	49	28	
CONSOL	PRECINCT	81	648	342	52	9	17	11	11	14	115	10	1	114	137	116	52	
CONSOL	PRECINCT	82	795	469	59	6	17	12	12	30	155	22	6	139	137	109	78	
CONSOL	PRECINCT	83	616	308	50	13	13	13	16	16	73	15	6	99	125	82	56	
CONSOL	PRECINCT	84	569	281	49	14	10	11	13	13	90	16	7	92	103	86	61	
CONSOL	PRECINCT	85	641	369	57	7	14	7	14	13	115	18	6	141	197	80	51	
CONSOL	PRECINCT	86	509	311	61	5	6	4	4	16	81	16	3	136	121	110	45	
CONSOL	PRECINCT	87	774	454	58	17	18	18	30	30	140	11	4	149	174	148	65	
CONSOL	PRECINCT	88	335	211	63	10	3	4	4	13	68	10	2	74	55	87	43	
CONSOL	PRECINCT	89	444	266	59	8	8	7	9	11	95	10	4	91	104	84	53	
CONSOL	PRECINCT	90	420	256	61	12	11	6	6	20	87	7	3	84	66	124	42	
CONSOL	PRECINCT	91	495	285	57	3	6	24	13	11	104	10	5	77	73	111	58	
CONSOL	PRECINCT	92	914	486	53	14	14	26	24	14	178	23	7	123	14			

June 8, 1982

NONPARTISAN AND STATE/LOCAL MEASURES

FINAL PAGES

PAGE NUMBER 020.00002

		REGISTERED VOTERS	VOTES CAST	TURNOUT	LIEBERMAN SUPT. OF PUBLIC INSTR	PRAT	BAIRD	MARSHALL	FERRARO	RILES	ALLEN	NUSBAUM	HONIG	COUNTY SUPT. OF SCHOOLS	LONERGAN	MURPHY
					712	715	709	713	710	716	708	714	711			
CONSOL PRECINCT 94		656	400	61.0	13	16	9	10	15	127	23	2	128	144	127	64
CONSOL PRECINCT 95		890	522	58.7	15	24	12	12	28	165	31	7	172	175	164	109
CONSOL PRECINCT 96		422	246	58.3	4	7	13	9	12	81	9	3	81	75	93	53
CONSOL PRECINCT 97		424	190	44.8	4	8	9	7	10	71	4	4	56	73	66	32
CONSOL PRECINCT 98		693	387	55.8	6	12	9	5	22	138	11	2	135	154	127	54
CONSOL PRECINCT 99		149	75	50.3	2	2	5	5	3	17	5		28	29	21	18
CONSOL PRECINCT 100		801	388	48.4	13	19	13	13	16	139	18	3	106	101	177	55
CONSOL PRECINCT 101		654	306	46.8	11	11	10	14	13	113	19	8	70	67	127	70
CONSOL PRECINCT 102		715	310	43.4	10	6	11	7	9	111	12	2	88	94	95	45
CONSOL PRECINCT 103		519	322	62.0	8	14	5	10	17	105	3	4	113	92	130	51
CONSOL PRECINCT 104		715	417	58.3	11	6	21	19	12	163	19	9	99	45	203	114
CONSOL PRECINCT 105		757	452	59.7	6	11	22	23	22	134	16	6	142	89	166	124
CONSOL PRECINCT 106		547	231	42.2	3	13	14	12	4	95	12	9	31	38	97	54
CONSOL PRECINCT 107		613	195	31.8	6	11	14	11	13	75	12	9	26	39	68	55
CONSOL PRECINCT 108		861	305	35.4	5	19	26	10	17	111	16	5	52	39	117	85
CONSOL PRECINCT 109		598	226	37.8	7	13	12	14	14	79	15	5	39	47	88	62
CONSOL PRECINCT 110		620	351	56.6	1	12	22	20	20	137	18	2	61	74	134	88
CONSOL PRECINCT 111		860	429	49.9	7	14	27	21	16	158	20	4	105	117	161	95
CONSOL PRECINCT 112		530	271	51.1	5	3	13	11	16	96	8	4	77	60	92	77
CONSOL PRECINCT 113		490	248	50.6	1	3	17	3	7	96	21	3	64	56	91	64
CONSOL PRECINCT 114		63	34	54.0	2	1	1	2	1	10	8		9	5	14	13
CONSOL PRECINCT 115		105	43	41.0	1	1	1	1	4	20			10	2	18	14
CONSOL PRECINCT 116		313	138	44.1	6	5	11	7	5	42	5	2	33	31	55	35
CONSOL PRECINCT 117		557	209	37.5	8	7	13	8	11	76	9	5	40	33	77	62
CONSOL PRECINCT 118		812	284	35.0	6	19	19	9	8	119	19	12	42	55	101	84
CONSOL PRECINCT 119		620	245	39.5	12	8	14	14	7	79	17	17	46	54	76	78
CONSOL PRECINCT 120		801	266	33.2	3	12	10	10	10	111	17	12	33	39	73	86
CONSOL PRECINCT 121		621	240	38.6	3	8	9	14	8	87	8	5	59	47	98	56
CONSOL PRECINCT 122		878	547	62.3	8	19	32	25	21	198	22	10	150	127	206	140
CONSOL PRECINCT 123		757	436	57.6	4	16	25	30	20	151	20	8	107	92	154	133
CONSOL PRECINCT 124		521	286	54.9	5	5	18	16	17	105	10	5	67	62	96	90
CONSOL PRECINCT 201		74	46	62.2	2	1	2	2	2	13	4		20	7	24	12
CONSOL PRECINCT 202		199	116	58.3	4	7	3	5	3	41	5	4	37	18	52	36
CONSOL PRECINCT 203		176	127	72.2	1	6	4	6	4	45	7	1	42	29	59	19
CONSOL PRECINCT 204		105	50	47.6		3		2	1	16		4	17	11	19	14
CONSOL PRECINCT 205		164	92	56.1		3		2	1	41			27	19	41	18
CONSOL PRECINCT 206		78	34	43.6	3			2	1	16		1	3	7	15	7
CONSOL PRECINCT 207		77	20	26.0	1	2		2	1	10		1	4	2	14	4
ABSENTEE SUP DIST 1-01			469		9	8	6	13	21	227	15	2	125	66	306	48
ABSENTEE SUP DIST 1-02			6													
ABSENTEE SUP DIST 2-03			149			2	3	6	11	52	7	3	45	35	61	31
ABSENTEE SUP DIST 2-04			166		5	7	3	5	6	59	10	4	56	28	84	42
ABSENTEE SUP DIST 3-05			427		7	12	11	10	15	175	22	5	127	71	218	89
ABSENTEE SUP DIST 3-06			235		7	7	6	8	10	81	14	4	77	38	108	55
ABSENTEE SUP DIST 4-07			308		9	12	5	10	12	113	12	3	99	81	125	66
ABSENTEE SUP DIST 4-08			41		2	2	2	1	3	17			11	6	21	9
ABSENTEE SUP DIST 5-09			235		5	12	10	11	20	77	8	3	68	28	129	43
ABSENTEE SUP DIST 5-10			161		1	6	2		8	67	8	2	49	30	66	33
**** T O T A L S ****		70122	39044	55.7	912	1354	1488	1469	1758	13682	1708	610	11215	9308	15886	8508

June 8, 1982

NONPARTISAN AND STATE/LOCAL MEASURES

FINAL PAGES

PAGE NUMBER 021.00001			REGISTERED VOTERS	VOTES CAST	TURNOUT	WICKMAN COUNTY SUPERVISOR DIST 1	MAHAN	DUTTON COUNTY SUPERVISOR DIST 2	HATFIELD	FERRERA							
CONSOL	PRECINCT	01	235	101	43.0	28	55	6	17	59							
CONSOL	PRECINCT	02	299	179	59.9	44	106	27	44	78							
CONSOL	PRECINCT	03	828	481	58.1	114	302	58	92	257							
CONSOL	PRECINCT	04	430	231	53.7	71	141	30	61	116							
CONSOL	PRECINCT	05	439	181	41.2	48	113	18	34	100							
CONSOL	PRECINCT	06	505	235	46.5	59	137	29	39	130							
CONSOL	PRECINCT	07	798	345	43.2	85	220	46	71	180							
CONSOL	PRECINCT	08	430	189	44.0	32	124	23	26	112							
CONSOL	PRECINCT	09	432	180	41.7	42	107	29	33	84							
CONSOL	PRECINCT	10	506	272	53.8	64	184	14	62	159							
CONSOL	PRECINCT	11	557	269	48.3	64	179	28	33	173							
CONSOL	PRECINCT	12	567	278	49.0	83	152	42	66	132							
CONSOL	PRECINCT	13	566	265	46.8	59	159	26	50	141							
CONSOL	PRECINCT	14	854	439	51.4	123	245	65	120	188							
CONSOL	PRECINCT	15	529	323	61.1	65	222	32	77	173							
CONSOL	PRECINCT	16	573	374	65.3	85	249	40	73	212							
CONSOL	PRECINCT	17	984	477	48.6	150	255	75	106	224							
CONSOL	PRECINCT	18	668	349	52.2	86	216	56	75	163							
CONSOL	PRECINCT	19	335	165	49.3	55	91	33	48	69							
CONSOL	PRECINCT	20	587	334	56.9	111	170	71	77	130							
CONSOL	PRECINCT	21	824	365	44.3	94	229	57	90	166							
CONSOL	PRECINCT	22	737	408	55.4	97	246	57	86	197							
CONSOL	PRECINCT	23	476	242	50.8	51	172	41	48	126							
CONSOL	PRECINCT	24	817	412	50.4	97	239	57	106	178							
CONSOL	PRECINCT	25	722	385	53.3	97	242	49	84	193							
CONSOL	PRECINCT	26	491	306	62.3	90	164	59	55	131							
CONSOL	PRECINCT	27	281	166	59.1	52	97	28	34	82							
CONSOL	PRECINCT	28	127	73	57.5	31	32	18	28	19							
CONSOL	PRECINCT	29	387	217	56.1	74	116	28	50	122							
CONSOL	PRECINCT	30	515	295	57.3	82	162	16	65	187							
CONSOL	PRECINCT	31	124	87	70.2	34	27	7	33	38							
CONSOL	PRECINCT	32	881	453	51.4	111	260	37	115	246							
CONSOL	PRECINCT	33	524	273	52.1	62	154	7	70	162							
CONSOL	PRECINCT	34	655	331	50.5	86	194	21	72	214							
CONSOL	PRECINCT	35	355	218	61.4	68	108	28	56	107							
CONSOL	PRECINCT	36	634	320	50.5	101	172	35	85	181							
CONSOL	PRECINCT	37	525	319	60.8	73	192	23	59	219							
CONSOL	PRECINCT	38	895	542	60.5	149	283	71	91	318							
CONSOL	PRECINCT	39	522	301	57.7	88	169	20	77	183							
CONSOL	PRECINCT	40	885	529	59.8	176	246	95	68	305							
CONSOL	PRECINCT	41	465	258	55.5	83	140	59	41	138							
CONSOL	PRECINCT	42	618	402	65.0	108	221	54	60	237							
CONSOL	PRECINCT	43	169	103	60.9	19	60	8	25	55							
CONSOL	PRECINCT	44	641	366	57.1	82	222	66	82	175							
CONSOL	PRECINCT	45	434	267	61.5	78	147	41	59	136							
CONSOL	PRECINCT	46	488	257	52.7	86	129	21	61	152							
CONSOL	PRECINCT	47	639	375	58.8	98	201	56	83	182							
CONSOL	PRECINCT	48	696	442	63.5	126	173	48	103	164							
CONSOL	PRECINCT	49	513	185	36.1	34	92	10	59	102							
CONSOL	PRECINCT	50	520	290	55.8	75	166	52	45	157							
CONSOL	PRECINCT	51	465	231	49.9	68	126	37	45	128							
CONSOL	PRECINCT	52	701	368	52.5	84	214	78	55	190							
CONSOL	PRECINCT	53	440	202	45.9	63	103	26	49	100							
CONSOL	PRECINCT	54	496	233	47.0	63	131	45	41	112							
CONSOL	PRECINCT	55	653	309	47.3	92	148	56	58	145							
CONSOL	PRECINCT	56	555	327	58.9	86	190	48	54	193							
CONSOL	PRECINCT	57	781	470	60.3	131	257	77	83	246							
CONSOL	PRECINCT	58	515	266	51.7	71	144	44	50	135							
CONSOL	PRECINCT	59	534	334	62.5	107	175	54	92	151							
CONSOL	PRECINCT	60	554	307	55.4	118	138	53	62	155							
CONSOL	PRECINCT	61	707	405	57.3	119	217	76	81	200							
CONSOL	PRECINCT	62	824	412	50.0	115	222	77	84	208							
CONSOL	PRECINCT	63	508	286	56.3	86	139	40	66	143							
CONSOL	PRECINCT	64	549	301	54.8	78	177	64	56	150							
CONSOL	PRECINCT	65	483	304	62.9	83	159	42	38	184							
CONSOL	PRECINCT	66	415	234	56.4	68	115	46	53	101							
CONSOL	PRECINCT	67	530	294	55.5	99	128	59	49	136							
CONSOL	PRECINCT	68	477	271	56.8	81	130	48	56	120							
CONSOL	PRECINCT	69	426	250	58.7	87	116	49	57	118							
CONSOL	PRECINCT	70	300	163	54.3	49	83	24	32	88							
CONSOL	PRECINCT	71	576	314	54.5	89	177	45	78	155							
CONSOL	PRECINCT	72	601	322	53.6	110	149	53	88	143							
CONSOL	PRECINCT	73	839	383	45.6	126	178	60	98	164							
CONSOL	PRECINCT	74	288	123	42.7	43	58	33	30	48							
CONSOL	PRECINCT	75	597	290	48.6	116	122	50	99	107							
CONSOL	PRECINCT	76	416	136	32.7	42	63	23	27	64							
CONSOL	PRECINCT	77	211	90	42.7	33	41	22	20	40							
CONSOL	PRECINCT	78	446	266	59.6	161	67	25	143	72							
CONSOL	PRECINCT	79	370	206	55.7	61	109	37	47	92							
CONSOL	PRECINCT	80	351	183	52.1	59	93	23	38	92							
CONSOL	PRECINCT	81	648	342	52.8	111	182	71	82	151							
CONSOL	PRECINCT	82	795	469	59.0	93	275	81	107	189							
CONSOL	PRECINCT	83	616	308	50.0	98	152	57	64	133							
CONSOL	PRECINCT	84	569	281	49.4	92	147	52	69	123							
CONSOL	PRECINCT	85	641	369	57.6	107	203	57	109	148							
CONSOL	PRECINCT	86	509	311	61.1	85	171	69	69	133							
CONSOL	PRECINCT	87	774	454	58.7	133	243	83	125	188							
CONSOL	PRECINCT	88	335	211	63.0	63	124	44	27	120							
CONSOL	PRECINCT	89	444	266	59.9	82	148	44	46	150							
CONSOL	PRECINCT	90	420	236	56.2	62	162	35	46	158							
CONSOL	PRECINCT	91	495	285	57.6	73	164	41	54	154							
CONSOL	PRECINCT	92	914	486	53.2	111	294	85	75	259							
CONSOL	PRECINCT	93	481	291	60.5	81	173	41	59	160							

June 8, 1982

NONPARTISAN AND STATE/LOCAL MEASURES

FINAL PAGES

PAGE NUMBER 021.00002

		REGISTERED VOTERS	VOTES CAST	TURNOUT	COUNTY SUPERVISOR DIST 1	WICKMAN	MAHAN	COUNTY SUPERVISOR DIST 2	DUTTON	HATFIELD	FERRERA							
CONSOL	PRECINCT 94	656	400	61.0	99	231		61	65	220								
CONSOL	PRECINCT 95	890	522	58.7	142	283		74	96	272								
CONSOL	PRECINCT 96	422	246	58.3	67	142		25	40	159								
CONSOL	PRECINCT 97	424	190	44.8	59	106		24	51	96								
CONSOL	PRECINCT 98	693	387	55.8	80	225		56	83	187								
CONSOL	PRECINCT 99	149	75	50.3	32	34		20	18	32								
CONSOL	PRECINCT 100	801	388	48.4	93	231		50	95	202								
CONSOL	PRECINCT 101	654	306	46.8	69	193		43	61	168								
CONSOL	PRECINCT 102	715	310	43.4	81	159		40	62	149								
CONSOL	PRECINCT 103	519	322	62.0	172	109		34	159	97								
CONSOL	PRECINCT 104	715	417	58.3	115	214		62	97	185								
CONSOL	PRECINCT 105	757	452	59.7	142	216		76	98	212								
CONSOL	PRECINCT 106	547	231	42.2	66	116		22	54	115								
CONSOL	PRECINCT 107	613	195	31.8	60	92		30	45	85								
CONSOL	PRECINCT 108	861	305	35.4	86	149		41	75	131								
CONSOL	PRECINCT 109	598	226	37.8	64	117		23	54	117								
CONSOL	PRECINCT 110	620	351	56.6	111	164		39	92	151								
CONSOL	PRECINCT 111	860	429	49.9	121	253		59	85	231								
CONSOL	PRECINCT 112	530	271	51.1	77	131		32	57	129								
CONSOL	PRECINCT 113	490	248	50.6	80	124		26	76	111								
CONSOL	PRECINCT 114	63	34	54.0	20	12		6	12	15								
CONSOL	PRECINCT 115	105	43	41.0	7	25		7	8	18								
CONSOL	PRECINCT 116	313	138	44.1	39	73		15	33	70								
CONSOL	PRECINCT 117	557	209	37.5	45	114		26	40	101								
CONSOL	PRECINCT 118	812	284	35.0	63	165		31	75	123								
CONSOL	PRECINCT 119	620	245	39.5	74	131		32	67	101								
CONSOL	PRECINCT 120	801	266	33.2	60	133		29	55	119								
CONSOL	PRECINCT 121	621	240	38.8	74	110		37	54	97								
CONSOL	PRECINCT 122	878	547	62.3	168	292		74	125	278								
CONSOL	PRECINCT 123	757	436	57.6	141	224		63	118	207								
CONSOL	PRECINCT 124	521	286	54.9	94	145		47	70	135								
CONSOL	PRECINCT 201	74	46	62.2	16	23		3	9	32								
CONSOL	PRECINCT 202	199	116	58.3	43	56		16	30	62								
CONSOL	PRECINCT 203	176	127	72.2	43	59		20	36	56								
CONSOL	PRECINCT 204	105	50	47.6	17	25		8	10	28								
CONSOL	PRECINCT 205	164	92	56.1	17	25		9	17	56								
CONSOL	PRECINCT 206	78	34	43.6	9	18		4	14	10								
CONSOL	PRECINCT 207	77	20	26.0	5	11		5	5	8								
ABSENTEE	SUP DIST 1-01		469		96	320		46	82	278								
ABSENTEE	SUP DIST 1-02		6															
ABSENTEE	SUP DIST 2-03		149		41	80		12	29	89								
ABSENTEE	SUP DIST 2-04		166		38	108		20	28	108								
ABSENTEE	SUP DIST 3-05		427		131	236		72	78	223								
ABSENTEE	SUP DIST 3-06		235		67	133		48	50	112								
ABSENTEE	SUP DIST 4-07		308		95	173		49	65	154								
ABSENTEE	SUP DIST 4-08		41		14	20		4	10	25								
ABSENTEE	SUP DIST 5-09		235		59	132		28	59	114								
ABSENTEE	SUP DIST 5-10		161		42	86		32	32	67								
****	T O T A L S ****	70122	39044	55.7	11104	21342		5671	8632	19535								

June 8, 1982

PAGE NUMBER 021.00000

	REGISTERED VOTERS	VOTES CAST	TURNOUT	WICKMAN COUNTY SUPERVISOR DIST 1	MAHAN	DUTTON COUNTY SUPERVISOR DIST 2	HATFIELD	FERREIRA							
SUPERVISORIAL DIST 1	15597	8024	51.4	2077	4848	1114	1735	3972							
SUPERVISORIAL DIST 2	11594	6602	56.9	1897	3547	770	1453	3717							
SUPERVISORIAL DIST 3	16058	8564	53.3	2664	4326	1471	1882	4129							
SUPERVISORIAL DIST 4	14157	7784	55.0	2170	4318	1223	1731	3806							
SUPERVISORIAL DIST 5	12716	5873	46.2	1712	3011	782	1395	2739							
TOTAL SUP. DIST VOTES	70122	36847	52.5	10520	20050	5360	8196	18363							
TOTAL ABSENTEE VOTES		2197		584	1292	311	436	1172							
** TOTAL VOTES **	70122	39044	55.7	11104	21342	5671	8632	19535							
CITY OF AUBURN	5126	2696	52.6	733	1479	463	480	1406							
CITY OF COLFAX	620	351	56.6	111	164	39	92	151							
CITY OF LINCOLN	2060	1057	51.3	259	608	65	257	622							
CITY OF ROCKLIN	4082	2137	52.4	626	1155	302	561	1014							
CITY OF ROSEVILLE	14164	7199	50.8	1832	4394	976	1557	3603							
UNINCORPORATED	44070	23407	53.1	6959	12250	3515	5249	11567							
14TH CONGRESSIONAL	70122	39044	55.7	11104	21342	5671	8632	19535							
U.S. SENATORIAL DIST	70122	39044	55.7	11104	21342	5671	8632	19535							

RECAP

June 8, 1982

NONPARTISAN AND STATE/LOCAL MEASURES

FINAL PAGES

PAGE NUMBER 022.00000	REGISTERED VOTERS	VOTES CAST	TURNOUT	YONEHIRO MUNIC. JUDGE SEAT NO 1	MOHR	COSGROVE MUNIC. JUDGE SEAT NO 2	GARBOLINO	WATTS	LANGLE	BUCCERI								
SUPERVISORIAL DIST 1	15597	8024	51.4	4411	2522	1124	3700	1250	427	881								
SUPERVISORIAL DIST 2	11594	6602	56.9	4203	1678	1415	1855	581	852	1241								
SUPERVISORIAL DIST 3	16058	8564	53.3	6146	1576	2863	1990	710	394	1445								
SUPERVISORIAL DIST 4	14157	7784	55.0	4803	1916	1618	2827	634	345	1433								
SUPERVISORIAL DIST 5	6268	3491	55.7	2708	538	1354	713	350	196	384								
TOTAL SUP. DIST VOTES	63674	34465	54.1	22271	8230	8374	11085	3525	2214	5384								
TOTAL ABSENTEE VOTES		2036		1367	444	581	705	212	65	260								
** TOTAL VOTES **	63674	36501	57.3	23638	8674	8955	11790	3737	2279	5644								
CITY OF AUBURN	5126	2696	52.6	1967	455	884	715	195	106	440								
CITY OF COLFAX	620	351	56.6	324	16	145	52	50	17	33								
CITY OF LINCOLN	2060	1057	51.3	689	274	158	343	145	225	106								
CITY OF ROCKLIN	4082	2137	52.4	1260	604	355	657	174	89	669								
CITY OF ROSEVILLE	14164	7199	50.8	4009	2216	938	3389	1141	394	789								
UNINCORPORATED	37622	21025	55.9	14022	4665	5894	5929	1820	1383	3347								
14TH CONGRESSIONAL	63674	36501	57.3	23638	8674	8955	11790	3737	2279	5644								
U.S. SENATORIAL DIST	63674	36501	57.3	23638	8674	8955	11790	3737	2279	5644								
ASSEMBLY DIST 5																		

June 8, 1982

NONPARTISAN AND STATE/LOCAL MEASURES

FINAL PAGES

PAGE NUMBER 022.00001

		REGISTERED VOTERS	VOTES CAST	TURNOUT	YONEHIRO MUNICIPAL JUDGE SEAT NO 1	MOHR		COSGROVE MUNICIPAL JUDGE SEAT NO 2	GARBOLINO	WATTS	LANGLE	BUCCERI					
CONSOL PRECINCT	01	235	101	43.0	46	38		24	40	15	4	8					
CONSOL PRECINCT	02	299	179	59.9	96	51		46	59	22	5	24					
CONSOL PRECINCT	03	828	481	58.1	285	142		49	231	87	30	51					
CONSOL PRECINCT	04	430	231	53.7	145	65		32	106	35	15	27					
CONSOL PRECINCT	05	439	181	41.2	99	51		19	93	29	12	8					
CONSOL PRECINCT	06	505	235	46.5	123	81		34	128	38	11	8					
CONSOL PRECINCT	07	798	345	43.2	186	109		47	161	40	15	51					
CONSOL PRECINCT	08	430	189	44.0	111	56		23	84	37	13	20					
CONSOL PRECINCT	09	432	180	41.7	88	56		14	98	27	6	20					
CONSOL PRECINCT	10	506	272	53.8	158	68		19	139	69	11	19					
CONSOL PRECINCT	11	557	269	48.3	157	75		20	154	42	18	18					
CONSOL PRECINCT	12	567	278	49.0	167	84		37	126	43	26	29					
CONSOL PRECINCT	13	566	265	46.8	156	71		30	132	43	11	30					
CONSOL PRECINCT	14	854	439	51.4	233	145		84	170	41	23	73					
CONSOL PRECINCT	15	529	323	61.1	205	83		34	152	78	25	21					
CONSOL PRECINCT	16	573	374	65.3	217	105		22	209	87	13	23					
CONSOL PRECINCT	17	984	477	48.5	262	138		73	202	69	25	66					
CONSOL PRECINCT	18	668	349	52.2	191	110		40	162	55	17	54					
CONSOL PRECINCT	19	335	165	49.3	87	60		31	58	19	11	33					
CONSOL PRECINCT	20	587	334	56.9	159	125		75	142	46	7	33					
CONSOL PRECINCT	21	824	365	44.3	183	140		55	177	51	17	33					
CONSOL PRECINCT	22	737	408	55.4	224	119		53	205	62	12	38					
CONSOL PRECINCT	23	476	242	50.8	151	66		21	116	58	18	19					
CONSOL PRECINCT	24	817	412	50.4	229	123		76	172	57	33	57					
CONSOL PRECINCT	25	722	385	53.3	193	144		50	172	57	25	58					
CONSOL PRECINCT	26	491	306	62.3	130	131		67	109	44	15	31					
CONSOL PRECINCT	27	281	166	59.1	91	60		32	72	23	7	20					
CONSOL PRECINCT	28	127	73	57.5	39	26		17	31	5	2	9					
CONSOL PRECINCT	29	387	217	56.1	124	74		54	53	17	48	29					
CONSOL PRECINCT	30	515	295	57.3	198	71		72	95	14	61	22					
CONSOL PRECINCT	31	124	87	70.2	45	28		15	24	5	16	13					
CONSOL PRECINCT	32	881	453	51.4	282	128		72	127	6	106	46					
CONSOL PRECINCT	33	524	273	52.1	183	66		38	101	35	60	17					
CONSOL PRECINCT	34	655	331	50.5	224	80		48	115	42	59	43					
CONSOL PRECINCT	35	355	218	61.4	140	52		72	54	22	9	30					
CONSOL PRECINCT	36	634	320	50.5	186	104		55	87	29	9	33					
CONSOL PRECINCT	37	525	319	60.8	212	69		50	59	19	138	26					
CONSOL PRECINCT	38	851	542	63.7	373	97		167	106	57	26	65					
CONSOL PRECINCT	39	522	301	57.7	208	62		96	76	26	10	65					
CONSOL PRECINCT	40	885	529	59.8	378	93		147	175	37	21	80					
CONSOL PRECINCT	41	465	258	55.5	171	65		56	86	15	18	60					
CONSOL PRECINCT	42	618	402	65.0	277	85		91	143	30	21	75					
CONSOL PRECINCT	43	169	103	60.9	69	20		14	26	8	8	44					
CONSOL PRECINCT	44	641	366	57.1	199	116		55	107	20	17	135					
CONSOL PRECINCT	45	434	267	61.5	160	81		35	93	20	6	95					
CONSOL PRECINCT	46	488	257	52.7	128	102		54	49	43	56	31					
CONSOL PRECINCT	47	639	375	58.7	240	83		47	111	32	11	142					
CONSOL PRECINCT	48	696	342	49.1	195	109		85	79	17	20	117					
CONSOL PRECINCT	49	313	185	59.1	101	58		34	54	8	47	16					
CONSOL PRECINCT	50	520	290	55.8	209	50		103	64	19	19	40					
CONSOL PRECINCT	51	465	231	49.7	159	49		83	58	19	6	38					
CONSOL PRECINCT	52	701	368	52.5	267	58		103	112	19	8	60					
CONSOL PRECINCT	53	440	202	45.9	159	21		67	57	18	8	21					
CONSOL PRECINCT	54	496	233	47.0	164	49		66	60	20	12	50					
CONSOL PRECINCT	55	653	309	47.3	212	56		110	54	33	13	48					
CONSOL PRECINCT	56	555	327	58.9	253	52		112	86	28	11	55					
CONSOL PRECINCT	57	781	470	60.2	365	61		150	151	35	17	79					
CONSOL PRECINCT	58	515	266	51.7	179	59		90	73	6	12	49					
CONSOL PRECINCT	59	534	334	62.5	230	67		115	67	27	18	59					
CONSOL PRECINCT	60	554	307	55.4	212	69		106	79	32	14	50					
CONSOL PRECINCT	61	707	405	57.3	306	72		143	91	35	26	72					
CONSOL PRECINCT	62	824	412	50.0	321	55		165	102	20	15	68					
CONSOL PRECINCT	63	508	286	56.3	181	67		82	56	26	13	53					
CONSOL PRECINCT	64	549	301	54.8	230	44		96	89	15	11	43					
CONSOL PRECINCT	65	483	304	62.9	214	62		105	82	22	8	44					
CONSOL PRECINCT	66	415	234	56.4	182	29		86	38	22	4	43					
CONSOL PRECINCT	67	530	294	55.5	222	44		131	53	20	6	39					
CONSOL PRECINCT	68	477	271	56.8	208	37		98	53	20	9	49					
CONSOL PRECINCT	69	426	250	58.7	192	45		75	58	31	16	34					
CONSOL PRECINCT	70	300	163	54.3	117	30		36	32	20	10	35					
CONSOL PRECINCT	71	576	314	54.5	239	48		103	69	29	18	61					
CONSOL PRECINCT	72	601	322	53.6	216	66		101	73	38	18	49					
CONSOL PRECINCT	73	839	383	45.6	262	88		132	80	27	19	83					
CONSOL PRECINCT	74	288	123	42.7	86	25		32	29	8	4	28					
CONSOL PRECINCT	75	597	290	48.6	188	72		91	58	28	14	61					
CONSOL PRECINCT	76	416	136	32.7	88	29		41	27	11	6	27					
CONSOL PRECINCT	77	211	90	42.7	67	20		22	21	12	6	20					
CONSOL PRECINCT	78	446	266	59.6	167	67		82	37	41	19	45					
CONSOL PRECINCT	79	370	206	55.7	144	42		68	53	18	21	22					
CONSOL PRECINCT	80	351	183	52.1	108	47		48	69	19	4	24					
CONSOL PRECINCT	81	648	342	52.8	182	47		62	153	20	14	53					
CONSOL PRECINCT	82	795	469	59.0	253	128		72	207	37	23	56					
CONSOL PRECINCT	83	616	308	50.0	160	84		59	114	29	19	43					
CONSOL PRECINCT	84	569	281	49.4	164	79		65	102	22	19	45					
CONSOL PRECINCT	85	641	369	57.6	199	108		84	148	19	14	47					
CONSOL PRECINCT	86	509	311	61.1	181	75		56	150	29	8	40					
CONSOL PRECINCT	87	774	454	58.7	270	104		73	174	33	15	99					
CONSOL PRECINCT	88	335	211	63.0	154	41		59	68	16	5	41					
CONSOL PRECINCT	89	444	266	59.9	186	54		59	93	20	16	44					
CONSOL PRECINCT	90	420	256	61.0	178	49		67	87	19	10	52					
CONSOL PRECINCT	91	495	285	57.6	192	72		67	100	26	19	43					
CONSOL PRECINCT	92	914	486	53.2	333	98		131	141	37	22	99					
CONSOL PRECINCT	93	481	291	60.5	216	48		60	109	25	10	55					

June 8, 1982

NONPARTISAN AND STATE/LOCAL MEASURES

FINAL PAGES

PAGE NUMBER 022.00002

	REGISTERED VOTERS	VOTES CAST	TURNOUT	YONEHIRO MUNIC. JUDGE SEAT NO 1	MOHR		COSGROVE MUNIC. JUDGE SEAT NO 2	GARBOLINO	WATTS	LANGLE	BUCCHERI					
CONSOL PRECINCT 94	656	400	61.0	279	72		91	135	46	22	54					
CONSOL PRECINCT 95	890	522	58.7	345	110		120	166	47	22	88					
CONSOL PRECINCT 96	422	246	58.3	158	64		63	71	22	14	53					
CONSOL PRECINCT 97	424	190	44.8	123	49		45	79	22	12	29					
CONSOL PRECINCT 98	693	387	55.8	209	109		69	190	16	11	49					
CONSOL PRECINCT 99	149	75	50.3	48	23		16	21	3	3	28					
CONSOL PRECINCT 100	801	388	48.4	232	105		53	118	34	18	126					
CONSOL PRECINCT 101	654	306	46.8	200	74		60	102	19	11	89					
CONSOL PRECINCT 102	715	310	43.4	182	76		49	107	35	14	69					
CONSOL PRECINCT 103	519	322	62.0	170	109		73	83	35	20	83					
CONSOL PRECINCT 104	715	417	58.3	337	54		130	93	50	19	47					
CONSOL PRECINCT 105	757	452	59.7	356	61		180	83	40	23	59					
CONSOL PRECINCT 110	620	351	56.6	324	16		145	52	50	17	33					
CONSOL PRECINCT 111	860	429	49.9	268	111		122	136	28	37	40					
CONSOL PRECINCT 112	530	271	51.1	227	28		116	36	25	14	31					
CONSOL PRECINCT 113	490	248	50.6	211	23		121	44	19	13	24					
CONSOL PRECINCT 114	63	34	54.0	12	4			6	3		3					
CONSOL PRECINCT 122	878	547	62.3	368	134		173	156	47	46	77					
CONSOL PRECINCT 123	757	436	57.6	350	63		218	54	51	13	44					
CONSOL PRECINCT 124	521	286	54.9	239	40		141	47	33	14	25					
CONSOL PRECINCT 201	74	46	62.2	36	3		11	9	9		8					
CONSOL PRECINCT 202	199	116	58.3	74	32		47	26	8	7	17					
CONSOL PRECINCT 203	176	127	72.2	79	28		52	19	7	10	14					
CONSOL PRECINCT 204	105	50	47.6	28	15		17	9	6	3	6					
CONSOL PRECINCT 205	164	92	56.1	59	24		12	30	12	10	15					
CONSOL PRECINCT 206	78	34	43.6	22	6		5	10	2		9					
CONSOL PRECINCT 207	77	20	26.0	16	4		8	6	4		1					
ABSENTEE SUP DIST 1-01		469		268	133		69	261	71	7	26					
ABSENTEE SUP DIST 1-02		6														
ABSENTEE SUP DIST 2-03		149		102	28		40	43	11	6	36					
ABSENTEE SUP DIST 2-04		166		120	33		49	46	16	16	24					
ABSENTEE SUP DIST 3-05		427		319	71		155	104	31	14	70					
ABSENTEE SUP DIST 3-06		235		153	58		112	35	15	9	37					
ABSENTEE SUP DIST 4-07		308		174	87		67	126	27	6	43					
ABSENTEE SUP DIST 4-08		41		33	5		6	13	12	2	6					
ABSENTEE SUP DIST 5-09		235		195	26		81	75	29	5	17					
**** T O T A L S ****	63674	36501	57.3	23638	8674		8955	11790	3737	2279	5644					

June 8, 1982

PAGE NUMBER 023.00000

	REGISTERED VOTERS	VOTES CAST	TURNOUT	MUNICIPALITY	SWEENEY	SHERWOOD	RYAN	YOUNG	MC ELHANY	MUEGGE								
SUPERVISORIAL DIST 1	15597	8024	51.4	1190	671	1581	1813	196	1944									
SUPERVISORIAL DIST 2	11594	6602	56.9	1116	475	1143	1863	308	1251									
SUPERVISORIAL DIST 3	16058	8564	53.3	995	442	2059	2062	901	1481									
SUPERVISORIAL DIST 4	14157	7784	55.0	1527	776	1130	2160	241	1428									
SUPERVISORIAL DIST 5	6268	3491	55.7	337	166	1034	679	472	531									
TOTAL SUP. DIST VOTES	63674	34465	54.1	5165	2530	6947	8577	2118	6635									
TOTAL ABSENTEE VOTES		2036		231	174	389	524	116	417									
** TOTAL VOTES **	63674	36501	57.3	5396	2704	7336	9101	2234	7052									
CITY OF AUBURN	5126	2696	52.6	307	144	643	666	221	513									
CITY OF COLFAX	620	351	56.6	39	12	84	79	49	52									
CITY OF LINCOLN	2060	1057	51.3	219	105	140	308	45	189									
CITY OF ROCKLIN	4082	2137	52.4	468	150	303	550	75	457									
CITY OF ROSEVILLE	14164	7199	50.8	1076	613	1428	1611	166	1765									
UNINCORPORATED	37622	21025	55.9	3056	1506	4349	5363	1562	3659									
14TH CONGRESSIONAL U.S. SENATORIAL DIST	63674	36501	57.3	5396	2704	7336	9101	2234	7052									

63

June 8, 1982

NONPARTISAN AND STATE/LOCAL MEASURES

FINAL PAGES

PAGE NUMBER 023.00001

			REGISTERED VOTERS	VOTES CAST	TURNOUT	MUNICIPAL JUDGE SEAT NO 3	SHERWOOD	RYAN	YOUNG	MC ELHANY	MUEGGI							
CONSOL	PRECINCT	01	235	101	43.0	18	9	16	23	11	15							
CONSOL	PRECINCT	02	299	179	59.9	29	13	31	44	5	32							
CONSOL	PRECINCT	03	828	481	58.1	55	79	68	115	4	122							
CONSOL	PRECINCT	04	450	231	51.3	28	15	50	52	7	66							
CONSOL	PRECINCT	05	439	181	41.2	15	7	29	59	6	46							
CONSOL	PRECINCT	06	505	235	46.5	27	14	46	73	6	51							
CONSOL	PRECINCT	07	798	345	43.2	41	37	91	70	8	72							
CONSOL	PRECINCT	08	430	189	44.0	19	12	33	64	3	43							
CONSOL	PRECINCT	09	432	180	41.7	35	17	37	34	8	38							
CONSOL	PRECINCT	10	506	272	53.8	35	27	39	67	2	81							
CONSOL	PRECINCT	11	557	269	48.3	52	15	39	46	2	91							
CONSOL	PRECINCT	12	567	278	49.0	34	33	50	60	5	80							
CONSOL	PRECINCT	13	566	265	46.8	21	23	57	89	3	55							
CONSOL	PRECINCT	14	854	439	51.4	87	19	86	89	14	107							
CONSOL	PRECINCT	15	529	323	61.1	52	27	47	74	11	100							
CONSOL	PRECINCT	16	573	374	65.3	54	51	62	71	4	116							
CONSOL	PRECINCT	17	984	477	48.5	86	25	117	88	15	103							
CONSOL	PRECINCT	18	668	349	52.2	69	27	83	78	6	58							
CONSOL	PRECINCT	19	335	165	49.2	22	18	43	32	1	39							
CONSOL	PRECINCT	20	587	334	56.9	50	39	75	64	10	59							
CONSOL	PRECINCT	21	824	365	44.3	60	21	64	107	5	75							
CONSOL	PRECINCT	22	737	408	55.4	95	32	74	71	13	84							
CONSOL	PRECINCT	23	476	242	50.8	29	17	54	50	9	71							
CONSOL	PRECINCT	24	817	412	50.4	66	27	94	80	14	95							
CONSOL	PRECINCT	25	722	385	53.3	44	31	90	78	10	113							
CONSOL	PRECINCT	26	491	306	62.3	40	19	54	84	9	63							
CONSOL	PRECINCT	27	281	166	59.1	14	13	47	39	3	37							
CONSOL	PRECINCT	28	127	73	57.5	13	4	5	12	2	32							
CONSOL	PRECINCT	29	387	217	56.1	34	8	40	60	12	49							
CONSOL	PRECINCT	30	515	295	57.3	40	13	59	99	14	51							
CONSOL	PRECINCT	31	124	87	70.2	11	3	18	19	3	19							
CONSOL	PRECINCT	32	881	453	51.4	102	47	67	112	13	88							
CONSOL	PRECINCT	33	524	273	52.1	51	18	38	89	14	52							
CONSOL	PRECINCT	34	655	331	50.5	66	40	35	107	18	49							
CONSOL	PRECINCT	35	355	218	61.4	23	10	57	48	13	43							
CONSOL	PRECINCT	36	634	320	50.5	71	24	33	98	10	66							
CONSOL	PRECINCT	37	525	319	60.8	62	27	46	84	17	57							
CONSOL	PRECINCT	38	851	542	63.7	61	21	166	145	28	77							
CONSOL	PRECINCT	39	522	301	57.7	38	21	80	82	12	49							
CONSOL	PRECINCT	40	885	529	59.8	63	24	113	147	44	94							
CONSOL	PRECINCT	41	465	258	55.5	27	26	41	105	20	32							
CONSOL	PRECINCT	42	618	402	65.0	56	34	57	162	10	66							
CONSOL	PRECINCT	43	169	103	60.9	23	9	9	21	2	32							
CONSOL	PRECINCT	44	641	366	57.1	97	39	46	69	15	74							
CONSOL	PRECINCT	45	434	267	61.5	58	22	46	42	14	75							
CONSOL	PRECINCT	46	488	257	52.7	52	15	39	75	14	47							
CONSOL	PRECINCT	47	639	375	58.7	66	34	62	87	10	85							
CONSOL	PRECINCT	48	696	342	49.1	50	21	53	113	10	69							
CONSOL	PRECINCT	49	313	185	59.1	39	14	12	45	5	44							
CONSOL	PRECINCT	50	520	290	55.8	46	16	61	70	19	57							
CONSOL	PRECINCT	51	465	231	49.7	29	9	60	66	21	30							
CONSOL	PRECINCT	52	701	368	52.5	39	25	78	92	27	68							
CONSOL	PRECINCT	53	440	202	45.9	23	17	48	52	17	28							
CONSOL	PRECINCT	54	496	233	47.0	17	11	53	61	10	65							
CONSOL	PRECINCT	55	653	309	47.3	34	17	63	85	27	53							
CONSOL	PRECINCT	56	555	327	58.9	32	19	82	79	33	66							
CONSOL	PRECINCT	57	781	470	60.2	65	21	126	87	48	94							
CONSOL	PRECINCT	58	515	266	51.7	22	9	67	74	19	52							
CONSOL	PRECINCT	59	534	334	62.5	44	17	85	72	36	57							
CONSOL	PRECINCT	60	554	307	55.4	45	19	73	83	34	42							
CONSOL	PRECINCT	61	707	405	57.3	35	23	105	102	68	55							
CONSOL	PRECINCT	62	824	412	50.0	38	17	89	85	90	72							
CONSOL	PRECINCT	63	508	286	56.3	32	12	63	64	37	52							
CONSOL	PRECINCT	64	549	301	54.8	33	23	74	67	22	56							
CONSOL	PRECINCT	65	483	304	62.9	30	11	86	81	19	55							
CONSOL	PRECINCT	66	415	234	56.4	39	5	57	49	36	29							
CONSOL	PRECINCT	67	530	294	55.5	34	8	91	53	54	31							
CONSOL	PRECINCT	68	477	271	56.8	30	10	66	39	67	41							
CONSOL	PRECINCT	69	426	250	58.7	27	9	79	49	40	31							
CONSOL	PRECINCT	70	300	163	54.3	28	9	33	48	8	27							
CONSOL	PRECINCT	71	576	314	54.5	42	15	62	96	23	56							
CONSOL	PRECINCT	72	601	322	53.6	34	15	67	104	27	47							
CONSOL	PRECINCT	73	839	383	45.6	42	24	107	78	17	81							
CONSOL	PRECINCT	74	288	123	42.7	11	13	33	29	11	17							
CONSOL	PRECINCT	75	597	290	48.6	30	17	71	73	23	57							
CONSOL	PRECINCT	76	416	136	32.7	19	4	29	32	11	26							
CONSOL	PRECINCT	77	211	90	42.7	6	6	13	34	10	16							
CONSOL	PRECINCT	78	446	266	59.6	28	22	60	65	20	44							
CONSOL	PRECINCT	79	370	206	55.7	31	8	50	42	11	51							
CONSOL	PRECINCT	80	351	183	52.1	33	12	27	27	5	69							
CONSOL	PRECINCT	81	648	342	52.8	103	32	40	80	4	59							
CONSOL	PRECINCT	82	795	469	59.0	123	51	65	88	13	81							
CONSOL	PRECINCT	83	616	308	50.0	69	19	29	98	6	58							
CONSOL	PRECINCT	84	569	281	49.4	38	20	44	70	16	67							
CONSOL	PRECINCT	85	641	369	57.6	76	20	56	42	5	67							
CONSOL	PRECINCT	86	509	311	61.1	92	51	21	64	12	50							
CONSOL	PRECINCT	87	774	454	58.7	111	43	49	129	15	74							
CONSOL	PRECINCT	88	335	211	63.0	57	8	34	50	12	40							
CONSOL	PRECINCT	89	444	266	59.9	29	22	49	65	17	62							
CONSOL	PRECINCT	90	420	256	61.0	41	27	50	86	8	38							
CONSOL	PRECINCT	91	495	285	57.6	30	49	60	91	3	41							
CONSOL	PRECINCT	92	914	486	53.2	53	56	94	170	20	69							
CONSOL	PRECINCT	93	481	291	60.5	47	20	45	107	5	52							

June 8, 1982

NONPARTISAN AND STATE/LOCAL MEASURES

FINAL PAGES

PAGE NUMBER 023.00002

	REGISTERED VOTERS	VOTES CAST	TURNOUT	MUNICIPAL JUDGE SEAT NO 3	SWEENEY	SHERWOOD	RYAN	YOUNG	MCELHANY	MUEGG									
CONSOL PRECINCT 94	656	400	61.0	47	35	68	145	11	68										
CONSOL PRECINCT 95	890	522	58.7	74	67	64	171	20	87										
CONSOL PRECINCT 96	422	246	58.3	45	26	45	82	6	36										
CONSOL PRECINCT 97	424	190	44.8	33	17	32	49	3	46										
CONSOL PRECINCT 98	693	387	55.8	123	37	41	79	13	65										
CONSOL PRECINCT 99	149	75	50.3	18	3	10	16	4	22										
CONSOL PRECINCT 100	801	388	48.4	77	23	57	128	10	68										
CONSOL PRECINCT 101	654	306	46.8	30	14	38	129	12	68										
CONSOL PRECINCT 102	715	310	43.4	45	16	56	83	15	61										
CONSOL PRECINCT 103	519	322	62.0	120	24	41	62	3	57										
CONSOL PRECINCT 104	715	417	58.3	56	41	70	86	37	76										
CONSOL PRECINCT 105	757	452	59.7	50	30	87	105	68	78										
CONSOL PRECINCT 110	620	351	56.6	39	12	84	79	49	52										
CONSOL PRECINCT 111	860	429	49.9	30	18	254	56	7	42										
CONSOL PRECINCT 112	530	271	51.1	28	9	32	51	73	56										
CONSOL PRECINCT 113	490	248	50.6	22	9	33	50	55	53										
CONSOL PRECINCT 114	63	34	54.0	2	1	2	5		4										
CONSOL PRECINCT 122	878	547	62.3	35	17	338	60	13	67										
CONSOL PRECINCT 123	757	436	57.6	41	14	80	116	91	64										
CONSOL PRECINCT 124	521	286	54.9	33	13	49	66	78	56										
CONSOL PRECINCT 201	74	46	62.2	3	1	8	13	3	13										
CONSOL PRECINCT 202	199	116	58.3	23	2	18	41	7	20										
CONSOL PRECINCT 203	176	127	72.2	25	10	13	36	13	14										
CONSOL PRECINCT 204	105	50	47.6	5	1	10	15	3	11										
CONSOL PRECINCT 205	164	92	56.1	9	9	10	35	3	18										
CONSOL PRECINCT 206	78	34	43.6	4	4	5	14		5										
CONSOL PRECINCT 207	77	20	26.0	1	2	5	5	1	3										
ABSENTEE SUP DIST 1-01		469		48	49	72	116	14	119										
ABSENTEE SUP DIST 1-02		6																	
ABSENTEE SUP DIST 2-03		149		12	16	26	51	5	31										
ABSENTEE SUP DIST 2-04		166		19	13	31	50	5	34										
ABSENTEE SUP DIST 3-05		427		40	29	83	112	38	92										
ABSENTEE SUP DIST 3-06		235		35	17	52	45	23	38										
ABSENTEE SUP DIST 4-07		308		53	20	58	91	7	57										
ABSENTEE SUP DIST 4-08		41		5	3	7	14	3	8										
ABSENTEE SUP DIST 5-09		235		18	25	59	45	21	36										
**** T O T A L S ****	63674	36501	57.3	5396	2704	7336	9101	2234	7052										

June 8, 1982

NONPARTISAN AND STATE/LOCAL MEASURES

FINAL PAGES

PAGE NUMBER 024.00001

			REGISTERED VOTERS	VOTES CAST	TURNOUT	CHILTON COUNTY ASSESSOR	A YERS	J OSEPH	W ILLIAMS COUNTY AUDITOR	M C KISSICK	T R EASURER - T A X C O L L E C T O R				
CONSOL PRECINCT 01	235	101	43.0	59	27	10	49	35	65						
CONSOL PRECINCT 02	299	179	59.9	109	43	10	95	53	122						
CONSOL PRECINCT 03	828	481	58.1	310	99	37	296	129	331						
CONSOL PRECINCT 04	430	231	53.7	144	54	19	135	77	162						
CONSOL PRECINCT 05	439	181	41.2	116	41	15	90	68	118						
CONSOL PRECINCT 06	505	235	46.5	155	53	15	136	74	152						
CONSOL PRECINCT 07	798	345	43.2	204	89	23	196	111	253						
CONSOL PRECINCT 08	430	189	44.0	118	33	21	114	50	119						
CONSOL PRECINCT 09	432	180	41.7	113	43	10	99	50	108						
CONSOL PRECINCT 10	506	272	53.8	184	49	19	165	66	155						
CONSOL PRECINCT 11	557	269	48.3	185	56	12	167	69	175						
CONSOL PRECINCT 12	567	278	49.0	166	80	16	158	94	195						
CONSOL PRECINCT 13	566	265	46.8	169	66	19	149	80	170						
CONSOL PRECINCT 14	854	439	51.4	239	67	33	235	145	307						
CONSOL PRECINCT 15	529	323	61.1	236	60	15	194	86	218						
CONSOL PRECINCT 16	573	374	65.3	276	61	22	230	106	260						
CONSOL PRECINCT 17	984	477	48.5	262	55	31	243	177	316						
CONSOL PRECINCT 18	668	349	52.2	212	98	21	201	108	222						
CONSOL PRECINCT 19	335	165	49.3	84	54	14	81	63	121						
CONSOL PRECINCT 20	587	334	56.9	157	110	35	175	114	216						
CONSOL PRECINCT 21	824	365	44.3	211	105	27	203	123	257						
CONSOL PRECINCT 22	737	408	55.4	257	84	24	225	114	273						
CONSOL PRECINCT 23	476	242	50.8	155	61	14	137	82	169						
CONSOL PRECINCT 24	817	412	50.4	255	86	32	234	115	276						
CONSOL PRECINCT 25	722	385	53.3	237	99	21	232	106	267						
CONSOL PRECINCT 26	491	306	62.3	167	95	19	172	92	189						
CONSOL PRECINCT 27	281	166	59.1	108	39	12	99	53	124						
CONSOL PRECINCT 28	127	73	57.5	33	28	10	36	29	43						
CONSOL PRECINCT 29	387	217	56.1	108	87	11	107	90	153						
CONSOL PRECINCT 30	515	295	57.3	154	99	27	154	110	187						
CONSOL PRECINCT 31	124	87	70.2	35	36	6	27	46	48						
CONSOL PRECINCT 32	881	453	51.4	244	130	47	281	133	291						
CONSOL PRECINCT 33	524	273	52.1	167	62	24	173	77	157						
CONSOL PRECINCT 34	655	331	50.5	198	88	25	205	97	212						
CONSOL PRECINCT 35	555	218	39.3	82	101	19	131	64	132						
CONSOL PRECINCT 36	634	320	50.5	157	112	31	152	135	209						
CONSOL PRECINCT 37	525	319	60.8	155	118	23	171	114	192						
CONSOL PRECINCT 38	851	542	63.7	265	174	43	290	156	325						
CONSOL PRECINCT 39	522	301	57.7	149	109	25	183	100	200						
CONSOL PRECINCT 40	885	529	59.8	226	213	53	290	187	335						
CONSOL PRECINCT 41	465	258	55.5	139	79	25	172	63	178						
CONSOL PRECINCT 42	618	402	65.0	202	115	44	201	148	263						
CONSOL PRECINCT 43	169	103	60.9	71	21	2	53	38	69						
CONSOL PRECINCT 44	641	366	57.1	211	100	22	177	151	255						
CONSOL PRECINCT 45	434	267	61.5	122	108	17	91	150	179						
CONSOL PRECINCT 46	488	257	52.7	129	83	27	135	95	166						
CONSOL PRECINCT 47	639	375	58.7	186	121	28	192	131	264						
CONSOL PRECINCT 48	696	342	49.1	168	132	25	163	147	238						
CONSOL PRECINCT 49	313	185	59.1	73	74	16	87	67	122						
CONSOL PRECINCT 50	520	290	55.8	165	84	18	189	81	194						
CONSOL PRECINCT 51	465	231	49.7	120	62	22	135	72	154						
CONSOL PRECINCT 52	701	368	52.5	220	87	30	231	94	243						
CONSOL PRECINCT 53	440	202	45.9	109	61	10	130	50	130						
CONSOL PRECINCT 54	496	233	47.0	125	83	12	152	64	158						
CONSOL PRECINCT 55	653	309	47.3	158	91	22	187	75	178						
CONSOL PRECINCT 56	555	327	58.9	206	75	23	226	82	230						
CONSOL PRECINCT 57	781	470	60.2	257	138	46	286	140	313						
CONSOL PRECINCT 58	515	266	51.7	138	76	31	158	71	177						
CONSOL PRECINCT 59	534	334	62.5	182	97	27	203	93	225						
CONSOL PRECINCT 60	554	307	55.4	132	130	28	185	99	202						
CONSOL PRECINCT 61	707	405	57.3	167	173	32	234	127	269						
CONSOL PRECINCT 62	824	412	50.0	189	157	35	220	133	286						
CONSOL PRECINCT 63	508	286	56.3	103	135	20	146	102	173						
CONSOL PRECINCT 64	549	301	54.8	167	97	14	187	84	214						
CONSOL PRECINCT 65	483	304	62.9	164	95	22	196	75	195						
CONSOL PRECINCT 66	415	234	56.4	104	93	12	121	76	144						
CONSOL PRECINCT 67	530	294	55.5	119	127	23	130	120	191						
CONSOL PRECINCT 68	477	271	56.8	123	96	21	149	79	174						
CONSOL PRECINCT 69	426	250	58.7	107	109	16	132	91	171						
CONSOL PRECINCT 70	300	163	54.3	71	77	4	98	55	98						
CONSOL PRECINCT 71	576	314	54.5	165	103	17	193	83	199						
CONSOL PRECINCT 72	601	322	53.6	139	108	40	169	105	199						
CONSOL PRECINCT 73	839	383	45.6	168	145	33	192	142	238						
CONSOL PRECINCT 74	288	123	42.7	59	37	12	73	30	84						
CONSOL PRECINCT 75	597	290	48.6	123	109	32	147	107	178						
CONSOL PRECINCT 76	416	136	32.7	59	44	12	70	40	77						
CONSOL PRECINCT 77	211	90	42.7	38	39	8	56	26	60						
CONSOL PRECINCT 78	446	266	59.6	126	64	42	123	94	162						
CONSOL PRECINCT 79	370	206	55.7	99	77	14	115	56	139						
CONSOL PRECINCT 80	351	183	52.1	94	49	17	94	59	113						
CONSOL PRECINCT 81	648	342	52.8	161	141	18	184	112	229						
CONSOL PRECINCT 82	795	469	59.0	194	193	30	236	153	304						
CONSOL PRECINCT 83	616	308	50.0	127	118	23	137	113	194						
CONSOL PRECINCT 84	569	281	49.4	129	95	27	127	113	197						
CONSOL PRECINCT 85	641	369	57.6	167	138	24	191	115	258						
CONSOL PRECINCT 86	509	311	61.1	147	107	22	156	99	208						
CONSOL PRECINCT 87	774	454	58.7	238	130	38	232	154	309						
CONSOL PRECINCT 88	335	211	63.0	100	76	21	108	79	133						
CONSOL PRECINCT 89	444	266	59.9	128	105	20	136	108	183						
CONSOL PRECINCT 90	420	256	61.0	153	67	18	156	73	176						
CONSOL PRECINCT 91	495	285	57.6	158	84	23	168	96	181						
CONSOL PRECINCT 92	914	486	53.2	277	130	46	263	170	328						
CONSOL PRECINCT 93	481	291	60.5	149	96	20	159	103	188						

June 8, 1982

NONPARTISAN AND STATE/LOCAL MEASURES

FINAL PAGES

PAGE NUMBER 024.00002

	REGISTERED VOTERS	VOTES CAST	TURNOUT	COUNTY ASSESSOR	CHILTON	AYERS	JOSEPH	COUNTY AUDITOR	WILLIAMS	MC KISSICK	TREASURER	TAX COLLECTOR							
CONSOL PRECINCT 94	656	400	61.0	197	117	44	191	152			264								
CONSOL PRECINCT 95	890	522	58.7	259	160	52	263	178			353								
CONSOL PRECINCT 96	422	246	58.3	146	73	13	146	75			173								
CONSOL PRECINCT 97	424	190	44.8	108	50	19	97	73			132								
CONSOL PRECINCT 98	693	387	55.8	186	127	33	192	131			250								
CONSOL PRECINCT 99	149	75	50.3	36	24	11	39	32			51								
CONSOL PRECINCT 100	801	388	48.4	225	99	34	202	138			268								
CONSOL PRECINCT 101	654	306	46.8	172	86	24	169	96			198								
CONSOL PRECINCT 102	715	310	43.4	146	98	28	127	141			174								
CONSOL PRECINCT 103	519	322	62.0	223	58	26	167	118			199								
CONSOL PRECINCT 104	715	417	58.3	195	145	38	223	133			270								
CONSOL PRECINCT 105	757	452	59.7	203	178	36	245	148			281								
CONSOL PRECINCT 106	547	231	42.2	107	76	14	109	71			151								
CONSOL PRECINCT 107	613	195	31.8	84	70	15	83	71			118								
CONSOL PRECINCT 108	861	305	35.4	139	117	15	148	103			182								
CONSOL PRECINCT 109	598	226	37.8	107	81	14	98	84			121								
CONSOL PRECINCT 110	620	351	56.6	183	120	23	215	96			228								
CONSOL PRECINCT 111	860	429	49.9	194	157	37	243	132			277								
CONSOL PRECINCT 112	530	271	51.1	125	107	17	148	82			176								
CONSOL PRECINCT 113	490	248	50.6	122	88	20	144	74			168								
CONSOL PRECINCT 114	63	34	54.0	8	25	1	17	15			18								
CONSOL PRECINCT 115	105	43	41.0	22	11	2	25	8			30								
CONSOL PRECINCT 116	313	138	44.1	63	55	8	68	47			83								
CONSOL PRECINCT 117	557	209	37.5	81	87	6	90	72			124								
CONSOL PRECINCT 118	812	284	35.0	128	104	13	137	95			180								
CONSOL PRECINCT 119	620	245	39.5	114	90	8	120	73			143								
CONSOL PRECINCT 120	801	266	33.2	98	98	15	128	75			154								
CONSOL PRECINCT 121	621	240	38.8	97	98	18	116	73			140								
CONSOL PRECINCT 122	878	547	62.3	252	204	55	270	222			368								
CONSOL PRECINCT 123	757	436	57.6	217	162	29	257	130			304								
CONSOL PRECINCT 124	521	286	54.9	119	127	23	160	102			207								
CONSOL PRECINCT 201	74	46	62.2	19	20	4	24	17			31								
CONSOL PRECINCT 202	199	116	58.3	61	41	6	62	41			85								
CONSOL PRECINCT 203	176	127	72.2	75	31	12	74	36			91								
CONSOL PRECINCT 204	105	50	47.6	23	16	2	25	17			33								
CONSOL PRECINCT 205	164	92	56.1	57	21	6	52	30			64								
CONSOL PRECINCT 206	78	34	43.6	15	11	4	19	10			26								
CONSOL PRECINCT 207	77	20	26.0	11	7	1	12	6			14								
ABSENTEE SUP DIST 1-01		469		343	74	24	288	126			331								
ABSENTEE SUP DIST 1-02		6																	
ABSENTEE SUP DIST 2-03		149		80	48	16	74	60			100								
ABSENTEE SUP DIST 2-04		166		101	51	8	97	53			124								
ABSENTEE SUP DIST 3-05		427		229	135	32	286	102			316								
ABSENTEE SUP DIST 3-06		235		121	84	16	133	78			180								
ABSENTEE SUP DIST 4-07		308		162	110	18	162	124			224								
ABSENTEE SUP DIST 4-08		41		25	7	4	24	14			31								
ABSENTEE SUP DIST 5-09		235		122	78	18	124	77			171								
ABSENTEE SUP DIST 5-10		161		88	38	12	86	43			101								
**** T O T A L S ****	70122	39044	55.7	20380	12396	2995	21343	12738			25727								

June 8, 1982

PAGE NUMBER 024.00000

REGISTERED VOTERS

VOTES CAST

TURNOUT

CHILTON COUNTY ASSESSOR

AYERS

JOSEPH

WILLIAMS COUNTY AUDITOR

MC KISSICK

CORIN TREASURER - TAX COLLECTOR

SUPERVISORIAL DIST 1	15597	8024	51.4	4921	1970	556	4546	2469	5383						
SUPERVISORIAL DIST 2	11594	6602	56.9	3321	2223	550	3521	2357	4291						
SUPERVISORIAL DIST 3	16058	8564	53.3	4202	2916	692	4932	2599	5579						
SUPERVISORIAL DIST 4	14157	7784	55.0	3992	2453	641	4011	2721	5153						
SUPERVISORIAL DIST 5	12716	5873	46.2	2669	2207	408	3056	1912	3737						
TOTAL SUP. DIST VOTES	70122	36847	52.5	19105	11769	2847	20066	12058	24143						
TOTAL ABSENTEE VOTES		2197		1275	627	148	1277	680	1584						
** TOTAL VOTES **	70122	39044	55.7	20380	12396	2995	21343	12738	25727						
CITY OF AUBURN	5126	2696	52.6	1498	757	214	1694	729	1777						
CITY OF COLFAX	620	351	56.6	183	120	23	215	96	228						
CITY OF LINCOLN	2060	1057	51.3	609	280	96	659	307	660						
CITY OF ROCKLIN	4082	2137	52.4	1206	594	164	1025	864	1393						
CITY OF ROSEVILLE	14164	7199	50.8	4445	1738	495	4095	2207	4840						
UNINCORPORATED	44070	23407	53.1	11164	8280	1855	12378	7855	15245						
14TH CONGRESSIONAL	70122	39044	55.7	20380	12396	2995	21343	12738	25727						
U.S. SENATORIAL DIST	70122	39044	55.7	20380	12396	2995	21343	12738	25727						

June 8, 1982

NONPARTISAN AND STATE/LOCAL MEASURES

FINAL PAGES

PAGE NUMBER 025.00001

			REGISTERED VOTERS	VOTES CAST	TURNOUT	STATE PROPOSITION NO. 1	PRISON CONSTITUTION	BOND	STATE PROPOSITION NO. 2	SENATE	STATE PROPOSITION NO. 3	VALUATION				
						YES	YES	NO	YES	NO	YES	NO				
CONSOL	PRECINCT	01	235	101	43.0	40	50		13	74	50	38				
CONSOL	PRECINCT	02	299	179	59.9	73	88		52	102	74	86				
CONSOL	PRECINCT	03	828	481	58.1	211	208		114	294	188	227				
CONSOL	PRECINCT	04	430	231	53.7	98	106		61	144	89	111				
CONSOL	PRECINCT	05	439	181	41.2	78	69		45	88	72	73				
CONSOL	PRECINCT	06	505	235	46.5	96	83		62	117	88	98				
CONSOL	PRECINCT	07	798	345	43.2	165	145		77	222	155	155				
CONSOL	PRECINCT	08	430	189	44.0	84	68		40	111	73	81				
CONSOL	PRECINCT	09	432	180	41.7	70	68		55	79	56	84				
CONSOL	PRECINCT	10	506	272	53.8	118	106		65	146	104	108				
CONSOL	PRECINCT	11	557	269	48.3	113	105		49	156	90	118				
CONSOL	PRECINCT	12	567	278	49.0	126	120		81	157	123	119				
CONSOL	PRECINCT	13	566	265	46.8	118	87		73	131	94	118				
CONSOL	PRECINCT	14	854	439	51.4	208	199		134	269	211	200				
CONSOL	PRECINCT	15	529	323	61.1	139	126		73	187	112	150				
CONSOL	PRECINCT	16	573	374	65.3	189	140		86	224	169	148				
CONSOL	PRECINCT	17	984	477	48.5	205	205		133	271	179	229				
CONSOL	PRECINCT	18	668	349	52.2	159	136		103	178	134	151				
CONSOL	PRECINCT	19	335	165	49.3	77	76		40	113	66	85				
CONSOL	PRECINCT	20	587	334	56.9	162	136		70	223	158	141				
CONSOL	PRECINCT	21	824	365	44.3	162	151		98	210	137	175				
CONSOL	PRECINCT	22	737	408	55.4	217	150		101	254	214	148				
CONSOL	PRECINCT	23	476	242	50.8	101	106		67	131	94	107				
CONSOL	PRECINCT	24	817	412	50.4	202	172		121	247	182	182				
CONSOL	PRECINCT	25	722	385	53.3	192	155		93	232	166	168				
CONSOL	PRECINCT	26	491	306	62.3	108	141		69	163	112	127				
CONSOL	PRECINCT	27	281	166	59.1	71	82		45	100	67	82				
CONSOL	PRECINCT	28	127	73	57.5	36	28		17	44	31	28				
CONSOL	PRECINCT	29	387	217	56.1	93	99		50	143	106	90				
CONSOL	PRECINCT	30	515	295	57.3	122	130		76	174	139	112				
CONSOL	PRECINCT	31	124	87	70.2	42	36		23	55	41	35				
CONSOL	PRECINCT	32	881	453	51.4	187	176		112	237	162	189				
CONSOL	PRECINCT	33	524	273	52.1	96	113		59	146	85	124				
CONSOL	PRECINCT	34	655	331	50.5	120	154		80	180	114	153				
CONSOL	PRECINCT	35	355	218	61.4	94	99		38	109	97	88				
CONSOL	PRECINCT	36	634	320	50.5	125	155		73	209	142	143				
CONSOL	PRECINCT	37	525	319	60.8	129	139		84	169	142	122				
CONSOL	PRECINCT	38	851	542	63.7	211	241		134	288	231	205				
CONSOL	PRECINCT	39	522	301	57.7	149	122		76	188	158	116				
CONSOL	PRECINCT	40	885	529	59.8	213	246		148	291	247	211				
CONSOL	PRECINCT	41	465	258	55.5	119	105		52	163	122	103				
CONSOL	PRECINCT	42	618	402	65.0	178	162		99	239	171	168				
CONSOL	PRECINCT	43	169	103	60.9	60	33		27	61	59	32				
CONSOL	PRECINCT	44	641	366	57.1	161	166		91	237	188	143				
CONSOL	PRECINCT	45	434	267	61.5	143	99		58	179	144	101				
CONSOL	PRECINCT	46	488	257	52.7	77	129		52	152	100	113				
CONSOL	PRECINCT	47	639	375	58.7	189	149		101	230	205	132				
CONSOL	PRECINCT	48	696	342	49.1	171	142		110	194	163	146				
CONSOL	PRECINCT	49	313	185	59.1	73	83		50	107	101	62				
CONSOL	PRECINCT	50	520	290	55.8	129	121		80	157	136	104				
CONSOL	PRECINCT	51	465	231	49.7	101	97		61	130	117	76				
CONSOL	PRECINCT	52	701	368	52.5	169	147		97	208	161	141				
CONSOL	PRECINCT	53	440	202	45.9	101	65		46	117	71	92				
CONSOL	PRECINCT	54	496	233	47.0	110	89		54	132	102	86				
CONSOL	PRECINCT	55	653	309	47.3	124	122		70	155	128	111				
CONSOL	PRECINCT	56	555	327	58.9	176	99		82	206	164	127				
CONSOL	PRECINCT	57	781	470	60.2	245	181		125	272	211	201				
CONSOL	PRECINCT	58	515	266	51.7	112	110		72	144	125	93				
CONSOL	PRECINCT	59	534	334	62.5	142	137		93	185	150	125				
CONSOL	PRECINCT	60	554	307	55.4	120	135		84	155	126	133				
CONSOL	PRECINCT	61	707	405	57.3	205	166		113	231	190	171				
CONSOL	PRECINCT	62	824	412	50.0	212	154		116	243	212	156				
CONSOL	PRECINCT	63	508	286	56.3	113	131		78	162	122	126				
CONSOL	PRECINCT	64	549	301	54.8	134	138		69	184	129	130				
CONSOL	PRECINCT	65	483	304	62.9	131	123		74	163	142	114				
CONSOL	PRECINCT	66	415	234	56.4	84	115		66	119	101	90				
CONSOL	PRECINCT	67	530	294	55.5	136	114		69	174	130	117				
CONSOL	PRECINCT	68	477	271	56.8	135	108		85	158	134	96				
CONSOL	PRECINCT	69	426	250	58.7	128	101		73	146	129	98				
CONSOL	PRECINCT	70	300	163	54.3	74	63		44	84	78	58				
CONSOL	PRECINCT	71	576	314	54.5	151	122		93	170	154	111				
CONSOL	PRECINCT	72	601	322	53.6	113	141		89	156	135	124				
CONSOL	PRECINCT	73	839	383	45.6	143	166		99	204	178	126				
CONSOL	PRECINCT	74	288	123	42.7	51	52		30	64	51	44				
CONSOL	PRECINCT	75	597	290	48.6	99	139		68	159	116	120				
CONSOL	PRECINCT	76	416	136	32.7	65	55		42	73	52	63				
CONSOL	PRECINCT	77	211	90	42.7	29	47		27	46	43	35				
CONSOL	PRECINCT	78	446	266	59.6	111	112		67	146	116	102				
CONSOL	PRECINCT	79	370	206	55.7	96	90		62	116	87	92				
CONSOL	PRECINCT	80	351	183	52.1	83	75		53	96	84	70				
CONSOL	PRECINCT	81	648	342	52.8	157	159		97	209	173	135				
CONSOL	PRECINCT	82	795	469	59.0	246	192		113	298	256	164				
CONSOL	PRECINCT	83	616	308	50.0	130	142		65	192	121	143				
CONSOL	PRECINCT	84	569	281	49.4	132	125		67	178	121	127				
CONSOL	PRECINCT	85	641	369	57.6	221	126		119	216	182	160				
CONSOL	PRECINCT	86	509	311	61.1	158	123		75	193	154	121				
CONSOL	PRECINCT	87	774	454	58.7	212	212		108	302	239	177				
CONSOL	PRECINCT	88	335	211	63.0	88	101		70	111	102	88				
CONSOL	PRECINCT	89	444	266	59.9	125	121		67	177	124	120				
CONSOL	PRECINCT	90	420	256	61.0	122	102		75	148	127	104				
CONSOL	PRECINCT	91	495	285	57.6	146	88		81	151	121	112				
CONSOL	PRECINCT	92	914	486	53.2	223	207		125	301	214	214				
CONSOL	PRECINCT	93	481	291	60.5	142	127		94	165	146	113				

June 8, 1982

NONPARTISAN AND STATE/LOCAL MEASURES

FINAL PAGES

PAGE NUMBER 025.00002

	REGISTERED VOTERS	VOTES CAST	TURNOUT	PRISON PROPOSITION NO. 1	BOND	SENATE	PRESIDENTIAL PROPOSITION NO. 2	REAL PROPERTY PROPOSITION NO. 3	VALUATION									
				YES	NO		YES	YES	NO									
CONSOL PRECINCT 94	656	400	61.0	200	149		113	221		188	150							
CONSOL PRECINCT 95	890	522	58.7	247	212		142	301		244	207							
CONSOL PRECINCT 96	422	246	58.3	103	115		63	152		116	96							
CONSOL PRECINCT 97	424	190	44.8	95	79		51	114		102	63							
CONSOL PRECINCT 98	693	387	55.8	165	171		97	231		198	142							
CONSOL PRECINCT 99	149	75	50.3	34	36		19	41		38	29							
CONSOL PRECINCT 100	801	388	48.4	184	144		116	207		153	175							
CONSOL PRECINCT 101	654	306	46.8	132	115		82	153		130	113							
CONSOL PRECINCT 102	715	310	43.4	149	104		78	155		136	92							
CONSOL PRECINCT 103	519	322	62.0	117	158		78	196		162	112							
CONSOL PRECINCT 104	715	417	58.3	154	196		111	207		154	185							
CONSOL PRECINCT 105	757	452	59.7	191	196		128	240		214	169							
CONSOL PRECINCT 106	547	231	42.2	77	120		79	107		112	86							
CONSOL PRECINCT 107	613	195	31.8	77	80		64	87		74	87							
CONSOL PRECINCT 108	861	305	35.4	114	154		96	151		150	107							
CONSOL PRECINCT 109	598	226	37.8	79	124		79	112		114	79							
CONSOL PRECINCT 110	620	351	56.6	154	123		80	179		124	143							
CONSOL PRECINCT 111	860	429	49.9	160	202		111	234		165	187							
CONSOL PRECINCT 112	530	271	51.1	109	119		57	158		129	92							
CONSOL PRECINCT 113	490	248	50.6	117	100		72	134		100	119							
CONSOL PRECINCT 114	633	34	5.4	8	21		9	18		9	17							
CONSOL PRECINCT 115	105	43	41.0	16	24		19	14		21	17							
CONSOL PRECINCT 116	313	138	44.1	57	59		44	67		61	45							
CONSOL PRECINCT 117	557	209	37.4	78	93		72	94		100	70							
CONSOL PRECINCT 118	812	284	35.0	108	128		96	137		136	100							
CONSOL PRECINCT 119	620	245	39.5	87	118		74	120		108	96							
CONSOL PRECINCT 120	801	266	33.2	105	117		108	116		106	110							
CONSOL PRECINCT 121	621	240	38.8	113	93		78	118		125	72							
CONSOL PRECINCT 122	878	547	62.2	235	254		170	299		242	233							
CONSOL PRECINCT 123	757	436	57.6	207	183		140	233		198	187							
CONSOL PRECINCT 124	521	286	54.9	112	141		72	170		111	130							
CONSOL PRECINCT 201	74	46	62.2	29	15		8	36		26	15							
CONSOL PRECINCT 202	199	116	58.3	59	49		46	64		57	50							
CONSOL PRECINCT 203	176	127	72.2	65	45		39	62		48	55							
CONSOL PRECINCT 204	105	50	47.6	22	20		12	27		16	26							
CONSOL PRECINCT 205	164	92	56.1	46	30		23	49		37	35							
CONSOL PRECINCT 206	78	34	43.6	18	10		13	11		15	11							
CONSOL PRECINCT 207	77	20	26.0	8	10		5	12		6	11							
ABSENTEE SUP DIST 1-01		469		208	198		112	272		189	199							
ABSENTEE SUP DIST 1-02		6																
ABSENTEE SUP DIST 2-03		149		72	64		44	83		53	74							
ABSENTEE SUP DIST 2-04		166		85	73		51	98		79	69							
ABSENTEE SUP DIST 3-05		427		198	193		130	239		222	146							
ABSENTEE SUP DIST 3-06		235		115	98		70	129		107	94							
ABSENTEE SUP DIST 4-07		308		153	130		83	178		132	134							
ABSENTEE SUP DIST 4-08		41		15	21		13	19		20	14							
ABSENTEE SUP DIST 5-09		235		119	97		67	131		102	104							
ABSENTEE SUP DIST 5-10		161		74	71		45	91		83	54							
**** T O T A L S ****	70122	39044	55.7	17372	16477		10446	22085		17383	15839							

RECAP

June 8, 1982

NONPARTISAN AND STATE/LOCAL MEASURES

FINAL PAGES

PAGE NUMBER 025.00000	REGISTERED VOTERS	VOTES CAST	TURNOUT	PRISON CONSTITUTION PROPOSITION NO. 1	BOND	SENATE	PRESIDENT OF STATE PROPOSITION NO. 2	REAL PROPERTY PROPOSITION NO. 3	VALUATION						
SUPERVISORIAL DIST 1	15597	8024	51.4	3618	3306	2037	4667	3298	3537						
SUPERVISORIAL DIST 2	11594	6602	56.9	2840	2842	1667	3851	3000	2653						
SUPERVISORIAL DIST 3	16058	8564	53.3	3831	3505	2279	4748	3854	3343						
SUPERVISORIAL DIST 4	14157	7784	55.0	3675	3223	2084	4568	3683	3073						
SUPERVISORIAL DIST 5	12716	5873	46.2	2366	2655	1764	3007	2559	2342						
TOTAL SUP. DIST VOTES	70122	36847	52.5	16330	15531	9831	20841	16394	14948						
TOTAL ABSENTEE VOTES		2197		1042	946	615	1244	989	891						
** TOTAL VOTES **	70122	39044	55.7	17372	16477	10446	22085	17383	15839						
CITY OF AUBURN	5126	2696	52.6	1267	1031	687	1521	1215	1031						
CITY OF COLFAX	620	351	56.6	154	123	80	179	124	143						
CITY OF LINCOLN	2060	1057	51.3	403	443	251	563	361	466						
CITY OF ROCKLIN	4082	2137	52.4	980	855	549	1229	1010	797						
CITY OF ROSEVILLE UNINCORPORATED	14164	7199	50.8	3290	2917	1841	4184	2964	3176						
14TH CONGRESSIONAL	44070	23407	53.1	10236	10162	6423	13165	10720	9335						
U.S. SENATORIAL DIST	70122	39044	55.7	17372	16477	10446	22085	17383	15839						
ASSEMBLY DIST 5				10852	9700	6162	13631	10599	9591						
ASSEMBLY DIST 7				6520	6777	4284	8454	6784	6248						

June 8, 1982

NONPARTISAN AND STATE/LOCAL MEASURES FINAL PAGES

PAGE NUMBER 026.00001			REGISTERED VOTERS	VOTES CAST	TURNOUT	FELONY BAIL -725- STATE PROPOSITION NO. 4 YES NO	GIFT TAX -725- STATE PROPOSITION NO. 5 YES NO	MILLER -726- NO	GIFT TAX -727- STATE PROPOSITION NO. 6 YES NO	ROGERS -728- NO	
CONSOL	PRECINCT	01	235	101	43.0	80	12	72	20	78	19
CONSOL	PRECINCT	02	299	179	59.9	136	27	92	72	103	65
CONSOL	PRECINCT	03	828	481	58.1	349	73	235	186	250	191
CONSOL	PRECINCT	04	430	231	53.7	173	79	124	92	134	85
CONSOL	PRECINCT	05	439	181	41.2	111	36	63	95	89	75
CONSOL	PRECINCT	06	505	235	46.5	137	51	82	111	96	109
CONSOL	PRECINCT	07	798	345	43.2	255	57	171	148	175	148
CONSOL	PRECINCT	08	430	189	44.0	112	47	69	92	78	88
CONSOL	PRECINCT	09	432	180	41.7	117	27	79	67	79	71
CONSOL	PRECINCT	10	506	272	53.8	173	53	118	108	136	101
CONSOL	PRECINCT	11	557	269	48.3	169	50	138	93	151	91
CONSOL	PRECINCT	12	567	273	49.0	203	47	135	119	145	118
CONSOL	PRECINCT	13	566	265	46.8	160	55	127	94	135	100
CONSOL	PRECINCT	14	854	439	51.4	351	68	225	196	226	197
CONSOL	PRECINCT	15	529	323	61.1	227	48	145	129	152	136
CONSOL	PRECINCT	16	573	374	65.3	278	59	220	119	216	130
CONSOL	PRECINCT	17	984	477	48.5	356	75	248	172	259	168
CONSOL	PRECINCT	18	668	349	52.2	234	64	170	131	199	119
CONSOL	PRECINCT	19	335	165	49.2	138	18	83	76	86	72
CONSOL	PRECINCT	20	587	334	56.9	274	36	194	115	211	101
CONSOL	PRECINCT	21	824	365	44.3	253	68	189	135	194	145
CONSOL	PRECINCT	22	737	408	55.4	339	33	230	141	259	129
CONSOL	PRECINCT	23	476	242	50.8	179	33	128	86	135	82
CONSOL	PRECINCT	24	817	417	51.0	341	59	208	170	225	163
CONSOL	PRECINCT	25	722	385	53.3	292	54	203	141	215	144
CONSOL	PRECINCT	26	491	306	62.3	197	49	132	121	158	122
CONSOL	PRECINCT	27	281	166	59.1	127	27	84	70	89	69
CONSOL	PRECINCT	28	127	73	57.5	52	14	39	27	46	21
CONSOL	PRECINCT	29	387	217	56.1	170	28	137	63	141	65
CONSOL	PRECINCT	30	515	295	57.3	227	34	192	77	205	76
CONSOL	PRECINCT	31	124	87	70.2	73	9	62	20	60	20
CONSOL	PRECINCT	32	881	453	51.4	304	65	225	146	225	165
CONSOL	PRECINCT	33	524	273	52.1	179	65	126	95	143	99
CONSOL	PRECINCT	34	655	331	50.5	218	59	165	116	179	119
CONSOL	PRECINCT	35	355	218	61.4	161	34	131	63	134	64
CONSOL	PRECINCT	36	634	320	50.5	241	49	199	91	213	87
CONSOL	PRECINCT	37	525	319	60.8	232	44	202	82	207	85
CONSOL	PRECINCT	38	851	542	63.7	389	72	288	173	308	168
CONSOL	PRECINCT	39	522	301	57.7	238	45	189	96	196	92
CONSOL	PRECINCT	40	885	529	59.8	418	55	344	136	352	141
CONSOL	PRECINCT	41	465	258	55.5	195	55	154	77	169	67
CONSOL	PRECINCT	42	618	402	65.0	305	51	225	133	237	133
CONSOL	PRECINCT	43	169	103	60.9	86	6	64	30	65	31
CONSOL	PRECINCT	44	641	366	57.1	303	32	217	123	259	91
CONSOL	PRECINCT	45	434	267	61.5	220	29	160	93	182	73
CONSOL	PRECINCT	46	488	257	52.7	168	22	160	65	160	74
CONSOL	PRECINCT	47	639	375	58.7	314	36	206	141	245	108
CONSOL	PRECINCT	48	696	342	49.1	266	33	199	117	206	115
CONSOL	PRECINCT	49	313	185	59.1	143	23	135	37	135	41
CONSOL	PRECINCT	50	520	290	55.8	217	40	185	71	173	87
CONSOL	PRECINCT	51	465	231	49.7	163	38	103	95	113	93
CONSOL	PRECINCT	52	701	368	52.5	278	42	213	106	234	100
CONSOL	PRECINCT	53	440	202	45.9	138	36	103	74	110	70
CONSOL	PRECINCT	54	496	233	47.0	167	33	123	77	118	86
CONSOL	PRECINCT	55	653	309	47.3	210	43	162	89	166	96
CONSOL	PRECINCT	56	555	327	58.9	238	57	191	118	208	100
CONSOL	PRECINCT	57	781	470	60.2	354	70	249	174	284	156
CONSOL	PRECINCT	58	515	266	51.7	194	33	147	83	159	76
CONSOL	PRECINCT	59	534	334	62.5	254	36	198	99	196	113
CONSOL	PRECINCT	60	554	307	55.4	230	41	189	82	196	84
CONSOL	PRECINCT	61	707	405	57.3	327	46	279	91	278	96
CONSOL	PRECINCT	62	824	412	50.0	343	39	252	123	273	112
CONSOL	PRECINCT	63	508	286	56.3	226	28	196	57	212	53
CONSOL	PRECINCT	64	549	301	54.8	217	56	173	102	175	100
CONSOL	PRECINCT	65	483	304	62.9	212	51	191	77	187	85
CONSOL	PRECINCT	66	415	234	56.4	174	29	131	72	138	65
CONSOL	PRECINCT	67	530	294	55.5	230	36	188	74	193	70
CONSOL	PRECINCT	68	477	271	56.8	213	32	160	84	180	66
CONSOL	PRECINCT	69	426	250	58.7	206	27	146	86	147	89
CONSOL	PRECINCT	70	300	163	54.3	128	13	103	38	104	45
CONSOL	PRECINCT	71	576	314	54.5	235	48	174	113	174	120
CONSOL	PRECINCT	72	601	322	53.6	207	59	170	101	179	110
CONSOL	PRECINCT	73	839	383	45.6	269	57	220	101	236	111
CONSOL	PRECINCT	74	288	123	42.7	79	21	52	52	61	46
CONSOL	PRECINCT	75	597	290	48.6	195	54	144	104	158	100
CONSOL	PRECINCT	76	416	136	32.7	105	21	65	56	66	57
CONSOL	PRECINCT	77	211	90	42.7	65	12	48	32	49	33
CONSOL	PRECINCT	78	446	266	59.6	198	32	157	73	156	79
CONSOL	PRECINCT	79	370	206	55.7	163	25	111	71	114	78
CONSOL	PRECINCT	80	351	183	52.1	148	14	124	39	127	42
CONSOL	PRECINCT	81	648	342	52.8	292	31	202	126	213	114
CONSOL	PRECINCT	82	795	469	59.0	397	42	299	140	304	141
CONSOL	PRECINCT	83	616	308	50.0	239	43	201	79	214	67
CONSOL	PRECINCT	84	569	281	49.4	222	33	164	94	161	101
CONSOL	PRECINCT	85	641	369	57.6	302	45	248	101	255	97
CONSOL	PRECINCT	86	509	311	61.1	248	30	208	73	221	64
CONSOL	PRECINCT	87	774	454	58.7	365	60	288	141	312	118
CONSOL	PRECINCT	88	335	211	63.0	165	22	146	52	157	40
CONSOL	PRECINCT	89	444	266	59.9	212	44	169	85	178	79
CONSOL	PRECINCT	90	420	256	61.0	203	32	147	83	155	84
CONSOL	PRECINCT	91	495	285	57.6	203	40	140	101	154	98
CONSOL	PRECINCT	92	914	486	53.2	367	74	274	165	281	167
CONSOL	PRECINCT	93	481	291	60.5	232	35	178	87	180	95

June 8, 1982

NONPARTISAN AND STATE/LOCAL MEASURES

FINAL PAGES

PAGE NUMBER 026.00002

		REGISTERED VOTERS	VOTES CAST	TURNOUT	FELONY BAIL STATE PROPOSITION NO. 4	YES	NO	GIFT TAX STATE PROPOSITION NO. 5	YES	NO	MILLER	YES	NO	GIFT TAX STATE PROPOSITION NO. 6	YES	NO	ROGERS	YES	NO	
CONSOL	PRECINCT 94	656	400	61.0	304	48		241	111		270	101								
CONSOL	PRECINCT 95	890	522	58.7	415	56		329	149		343	148								
CONSOL	PRECINCT 96	422	246	58.3	179	40		154	69		152	67								
CONSOL	PRECINCT 97	424	190	44.8	153	20		112	60		112	69								
CONSOL	PRECINCT 98	693	387	55.8	303	44		256	96		255	102								
CONSOL	PRECINCT 99	149	75	50.3	57	14		47	24		52	21								
CONSOL	PRECINCT 100	801	388	48.4	279	60		208	127		234	118								
CONSOL	PRECINCT 101	654	306	46.8	211	47		171	85		177	102								
CONSOL	PRECINCT 102	715	310	43.4	211	40		150	92		160	92								
CONSOL	PRECINCT 103	519	322	62.0	245	40		174	111		206	100								
CONSOL	PRECINCT 104	715	417	58.3	288	65		229	124		228	137								
CONSOL	PRECINCT 105	757	452	59.7	343	61		284	121		299	114								
CONSOL	PRECINCT 106	547	231	42.2	178	29		143	66		146	56								
CONSOL	PRECINCT 107	613	195	31.8	141	24		115	52		121	58								
CONSOL	PRECINCT 108	861	305	35.4	221	48		187	85		206	81								
CONSOL	PRECINCT 109	598	226	37.8	173	31		154	54		161	50								
CONSOL	PRECINCT 110	620	351	56.6	221	59		186	104		198	103								
CONSOL	PRECINCT 111	860	429	49.9	303	70		233	142		232	147								
CONSOL	PRECINCT 112	530	271	51.1	195	35		163	76		164	83								
CONSOL	PRECINCT 113	490	248	50.6	187	38		151	78		156	76								
CONSOL	PRECINCT 114	63	34	54.0	24	5		12	17		13	18								
CONSOL	PRECINCT 115	105	43	41.0	32	5		24	15		24	17								
CONSOL	PRECINCT 116	313	138	44.1	103	19		83	32		92	37								
CONSOL	PRECINCT 117	557	209	37.5	158	26		135	44		143	43								
CONSOL	PRECINCT 118	812	284	35.0	218	36		164	86		173	90								
CONSOL	PRECINCT 119	620	245	39.5	175	33		143	66		165	63								
CONSOL	PRECINCT 120	801	266	33.2	195	32		152	83		157	85								
CONSOL	PRECINCT 121	621	240	38.6	188	20		153	60		163	65								
CONSOL	PRECINCT 122	878	547	62.3	421	76		347	152		370	156								
CONSOL	PRECINCT 123	757	436	57.6	337	62		256	143		272	135								
CONSOL	PRECINCT 124	521	286	54.9	210	47		151	113		171	101								
CONSOL	PRECINCT 201	74	46	62.2	38	6		34	8		36	8								
CONSOL	PRECINCT 202	199	116	58.3	104	9		74	35		82	31								
CONSOL	PRECINCT 203	176	127	72.2	91	16		61	47		58	53								
CONSOL	PRECINCT 204	105	50	47.6	33	11		26	16		25	19								
CONSOL	PRECINCT 205	164	92	56.1	71	12		48	29		49	30								
CONSOL	PRECINCT 206	78	34	43.6	25	3		17	9		20	8								
CONSOL	PRECINCT 207	77	20	26.0	11	7		14	6		13	4								
ABSENTEE	SUP DIST 1-01		469		332	70		262	152		267	151								
ABSENTEE	SUP DIST 1-02		6																	
ABSENTEE	SUP DIST 2-03		149		127	12		87	49		91	51								
ABSENTEE	SUP DIST 2-04		166		146	12		108	52		108	52								
ABSENTEE	SUP DIST 3-05		427		338	45		274	122		282	113								
ABSENTEE	SUP DIST 3-06		235		187	20		136	68		152	63								
ABSENTEE	SUP DIST 4-07		308		253	29		203	80		196	76								
ABSENTEE	SUP DIST 4-08		41		30	5		20	15		32	24								
ABSENTEE	SUP DIST 5-09		235		183	33		164	52		172	51								
ABSENTEE	SUP DIST 5-10		161		133	12		109	35		118	38								
****	TOTALS ****	70122	39044	55.7	29266	5348		22340	12457		23608	12264								

June 8, 1982

PAGE NUMBER 026.00000

	REGISTERED VOTERS	VOTES CAST	TURNOUT	FELONY BAIL PROPOSITION NO. 4	FELONY BAIL PROPOSITION NO. 5	GIFT TAX PROPOSITION NO. 5	MILLER	GIFT TAX PROPOSITION NO. 6	ROGERS						
SUPERVISORIAL DIST 1	15597	8024	51.4	5813	1258	4003	3126	4319	3059						
SUPERVISORIAL DIST 2	11594	6602	56.9	4992	861	3888	2017	4139	1953						
SUPERVISORIAL DIST 3	16058	8564	53.3	6359	1182	4910	2638	5120	2648						
SUPERVISORIAL DIST 4	14157	7784	55.0	6048	979	4695	2328	4942	2265						
SUPERVISORIAL DIST 5	12716	5873	46.2	4322	828	3479	1719	3667	1719						
TOTAL SUP. DIST VOTES	70122	36847	52.5	27534	5108	20975	11828	22187	11644						
TOTAL ABSENTEE VOTES		2197		1732	240	1365	629	1421	620						
** TOTAL VOTES **	70122	39044	55.7	29266	5348	22340	12457	23608	12264						
CITY OF AUBURN	5126	2696	52.6	1959	392	1476	887	1565	864						
CITY OF COLFAX	620	351	56.6	221	59	186	104	198	103						
CITY OF LINCOLN	2060	1057	51.3	701	164	516	357	547	383						
CITY OF ROCKLIN	4082	2137	52.4	1612	268	1191	685	1335	628						
CITY OF ROSEVILLE	14164	7199	50.8	5221	1129	3584	2816	3845	2763						
UNINCORPORATED	44070	23407	53.1	17820	3096	14022	6979	14697	6903						
14TH CONGRESSIONAL	70122	39044	55.7	29266	5348	22340	12457	23608	12264						
U.S. SENATORIAL DIST	70122	39044	55.7	29266	5348	22340	12457	23608	12264						
ASSEMBLY DIST 5				17726	3249	13193	7915	13987	7705						
ASSEMBLY DIST 7				11540	2099	9147	4542	9621	4559						

June 8, 1982

NONPARTISAN AND STATE/LOCAL MEASURES

FINAL PAGES

PAGE NUMBER 027.00001

			REGISTERED VOTERS	VOTES CAST	TURNOUT	INCOME STATE PROPOSITION	INDEXING	CRIMINAL STATE PROPOSITION	JUSTICE	PERIPHERAL STATE PROPOSITION	CANAL	CONGRESSIONAL STATE PROPOSITION	REAPPORTIONMENT
						YES NO	YES NO	YES NO	YES NO	YES NO	YES NO	YES NO	YES NO
CONSOL	PRECINCT	01	235	101	43.0	64	25	61	31	17	83	21	75
CONSOL	PRECINCT	02	299	179	59.9	95	68	101	61	8	164	71	90
CONSOL	PRECINCT	03	828	481	58.1	251	176	194	241	36	432	152	276
CONSOL	PRECINCT	04	430	231	53.7	115	97	103	107	7	215	78	138
CONSOL	PRECINCT	05	439	181	41.2	71	80	62	88	10	167	66	89
CONSOL	PRECINCT	06	505	235	46.5	91	110	96	105	22	198	80	118
CONSOL	PRECINCT	07	798	345	43.2	181	127	155	163	23	313	103	215
CONSOL	PRECINCT	08	430	189	44.0	64	101	64	96	23	154	68	97
CONSOL	PRECINCT	09	432	180	41.7	74	70	81	72	13	155	65	86
CONSOL	PRECINCT	10	506	272	53.8	127	103	104	129	17	243	83	149
CONSOL	PRECINCT	11	557	269	48.3	135	90	136	102	17	245	63	170
CONSOL	PRECINCT	12	567	278	49.0	141	119	145	112	18	255	88	172
CONSOL	PRECINCT	13	566	265	46.8	125	103	115	115	11	242	95	144
CONSOL	PRECINCT	14	854	439	51.4	239	181	230	173	39	392	165	246
CONSOL	PRECINCT	15	529	323	61.1	143	130	148	132	18	292	106	175
CONSOL	PRECINCT	16	573	374	65.3	199	141	156	182	17	346	106	230
CONSOL	PRECINCT	17	984	477	48.5	259	167	233	191	26	433	159	267
CONSOL	PRECINCT	18	668	349	52.2	180	131	163	139	21	319	113	205
CONSOL	PRECINCT	19	335	165	49.3	93	65	76	79	10	152	55	98
CONSOL	PRECINCT	20	587	334	56.9	206	105	175	133	26	297	76	230
CONSOL	PRECINCT	21	824	365	44.3	190	143	193	138	28	321	134	203
CONSOL	PRECINCT	22	737	408	55.4	235	141	194	171	34	364	113	270
CONSOL	PRECINCT	23	476	242	50.8	129	85	122	86	19	215	70	142
CONSOL	PRECINCT	24	817	412	50.4	225	159	204	175	28	384	149	238
CONSOL	PRECINCT	25	722	385	53.3	211	139	199	158	34	344	135	218
CONSOL	PRECINCT	26	491	306	62.3	146	118	139	131	30	267	97	172
CONSOL	PRECINCT	27	281	166	59.1	96	58	86	67	11	152	68	83
CONSOL	PRECINCT	28	127	73	57.5	37	29	38	28	8	60	22	43
CONSOL	PRECINCT	29	387	217	56.1	149	50	125	74	20	195	71	133
CONSOL	PRECINCT	30	515	295	57.3	185	87	159	110	23	265	80	187
CONSOL	PRECINCT	31	124	87	70.2	58	22	50	31	5	81	22	60
CONSOL	PRECINCT	32	881	453	51.4	186	183	181	199	53	372	134	252
CONSOL	PRECINCT	33	524	273	52.1	119	113	124	110	26	234	85	154
CONSOL	PRECINCT	34	655	331	50.5	155	130	178	110	32	288	91	201
CONSOL	PRECINCT	35	355	218	61.4	127	67	118	74	24	190	71	124
CONSOL	PRECINCT	36	634	320	50.5	207	88	174	120	15	298	92	205
CONSOL	PRECINCT	37	525	319	60.8	173	109	152	135	19	290	103	186
CONSOL	PRECINCT	38	851	542	63.7	262	185	263	192	46	473	155	308
CONSOL	PRECINCT	39	522	301	57.7	181	99	167	117	30	265	81	208
CONSOL	PRECINCT	40	885	529	59.8	319	154	282	189	38	473	155	326
CONSOL	PRECINCT	41	465	258	55.5	134	93	134	91	30	220	63	163
CONSOL	PRECINCT	42	618	402	65.0	221	133	207	150	39	348	109	251
CONSOL	PRECINCT	43	169	103	60.9	68	25	52	35	7	94	21	73
CONSOL	PRECINCT	44	641	366	57.1	254	93	214	130	44	316	102	239
CONSOL	PRECINCT	45	434	267	61.5	188	69	176	82	16	247	70	186
CONSOL	PRECINCT	46	488	257	52.7	152	77	132	91	12	239	42	189
CONSOL	PRECINCT	47	639	375	58.7	243	108	205	146	25	345	102	250
CONSOL	PRECINCT	48	696	342	49.1	202	118	194	127	19	319	113	207
CONSOL	PRECINCT	49	313	185	59.1	115	55	86	81	12	168	70	103
CONSOL	PRECINCT	50	520	290	55.8	162	91	151	99	21	261	89	169
CONSOL	PRECINCT	51	465	231	49.7	111	86	98	103	16	205	65	137
CONSOL	PRECINCT	52	701	368	52.5	215	106	183	138	27	331	104	220
CONSOL	PRECINCT	53	440	202	45.9	91	85	83	83	14	184	50	126
CONSOL	PRECINCT	54	496	233	47.0	115	84	121	81	27	201	69	139
CONSOL	PRECINCT	55	653	309	47.3	148	104	157	96	33	264	76	169
CONSOL	PRECINCT	56	555	327	58.9	191	108	165	131	31	290	98	201
CONSOL	PRECINCT	57	781	470	60.2	265	171	239	194	52	409	142	298
CONSOL	PRECINCT	58	515	266	51.7	149	85	142	81	30	226	63	174
CONSOL	PRECINCT	59	534	334	62.5	183	110	177	118	27	295	111	186
CONSOL	PRECINCT	60	554	307	55.4	177	93	157	106	35	258	88	186
CONSOL	PRECINCT	61	707	405	57.3	245	123	207	159	29	362	131	247
CONSOL	PRECINCT	62	824	412	50.0	253	123	254	123	30	375	135	234
CONSOL	PRECINCT	63	508	286	56.3	181	77	171	80	29	250	78	183
CONSOL	PRECINCT	64	549	301	54.8	159	109	144	120	28	264	86	189
CONSOL	PRECINCT	65	483	304	62.9	171	87	148	113	23	275	74	183
CONSOL	PRECINCT	66	415	234	56.4	130	68	125	68	17	213	74	126
CONSOL	PRECINCT	67	530	294	55.5	178	79	174	88	17	268	88	166
CONSOL	PRECINCT	68	477	271	56.8	175	62	144	102	38	230	71	181
CONSOL	PRECINCT	69	426	250	58.7	151	83	135	99	27	223	90	145
CONSOL	PRECINCT	70	300	163	54.3	95	48	80	64	17	143	49	94
CONSOL	PRECINCT	71	576	314	54.5	156	118	155	132	24	281	105	180
CONSOL	PRECINCT	72	601	322	53.6	160	115	152	122	26	280	115	178
CONSOL	PRECINCT	73	839	383	45.6	213	120	213	121	42	329	102	235
CONSOL	PRECINCT	74	288	123	42.7	55	46	51	53	6	110	32	68
CONSOL	PRECINCT	75	597	290	48.5	149	100	144	104	38	242	80	175
CONSOL	PRECINCT	76	416	136	32.7	60	59	69	57	16	117	51	71
CONSOL	PRECINCT	77	211	90	42.7	50	30	48	33	9	77	39	44
CONSOL	PRECINCT	78	446	266	59.6	142	88	137	90	32	223	67	165
CONSOL	PRECINCT	79	370	206	55.7	121	70	110	78	21	179	60	133
CONSOL	PRECINCT	80	351	183	52.1	104	57	109	54	10	171	49	117
CONSOL	PRECINCT	81	648	342	52.8	226	97	183	139	24	310	94	223
CONSOL	PRECINCT	82	795	469	59.0	322	112	265	173	30	436	112	322
CONSOL	PRECINCT	83	616	308	50.0	186	90	168	106	23	281	88	195
CONSOL	PRECINCT	84	569	281	49.4	149	114	144	113	29	248	96	167
CONSOL	PRECINCT	85	641	369	57.6	247	100	208	133	36	324	89	252
CONSOL	PRECINCT	86	509	311	61.1	208	70	171	108	36	271	80	202
CONSOL	PRECINCT	87	774	454	58.7	287	131	262	159	31	414	120	306
CONSOL	PRECINCT	88	335	211	63.0	123	60	121	65	19	189	47	143
CONSOL	PRECINCT	89	444	266	59.9	159	94	145	107	28	235	83	173
CONSOL	PRECINCT	90	420	256	61.0	131	100	139	99	20	232	64	174
CONSOL	PRECINCT	91	495	285	57.6	128	115	138	110	19	254	86	165
CONSOL	PRECINCT	92	914	486	53.2	254	196	230	213	36	436	156	294
CONSOL	PRECINCT	93	481	291	60.5	172	95	159	113	11	271	89	180

June 8, 1982

NONPARTISAN AND STATE/LOCAL MEASURES

FINAL PAGES

PAGE NUMBER 027.00002

		REGISTERED VOTERS	VOTES CAST	TURNOUT	STATE PROPOSITION NO. 7	INCOME TAX INDEXING	CRIMINAL STATE PROPOSITION NO. 8	JUSTICE	PERIPHERAL STATE PROPOSITION NO. 9	CANAL	CONGRESSIONAL STATE PROPOSITION NO. 10	REAPPORTIONMENT		
					YES	NO	YES	NO	YES	NO	YES	NO		
CONSOL PRECINCT 94		656	400	61.0	238	116	235	126	41	345	136	223		
CONSOL PRECINCT 95		890	522	58.7	319	155	271	205	33	474	133	345		
CONSOL PRECINCT 96		422	246	58.3	129	87	123	99	8	231	65	153		
CONSOL PRECINCT 97		424	190	44.8	120	61	113	66	23	166	65	113		
CONSOL PRECINCT 98		693	387	55.8	263	88	217	129	35	343	96	250		
CONSOL PRECINCT 99		149	75	50.3	46	26	35	35	3	71	26	45		
CONSOL PRECINCT 100		801	388	48.4	216	130	201	148	21	355	107	230		
CONSOL PRECINCT 101		654	306	46.8	142	118	144	121	22	269	92	168		
CONSOL PRECINCT 102		715	310	43.4	142	104	143	115	36	256	93	162		
CONSOL PRECINCT 103		519	322	62.0	189	108	174	122	27	282	81	218		
CONSOL PRECINCT 104		715	417	58.3	206	150	180	171	23	381	112	232		
CONSOL PRECINCT 105		757	452	59.7	275	127	234	171	41	398	135	269		
CONSOL PRECINCT 106		547	231	42.2	103	85	111	83	17	204	79	119		
CONSOL PRECINCT 107		613	195	31.8	98	74	99	76	9	179	65	104		
CONSOL PRECINCT 108		861	305	35.4	177	95	134	132	23	271	116	149		
CONSOL PRECINCT 109		598	226	37.8	142	60	107	91	17	202	63	138		
CONSOL PRECINCT 110		620	351	56.6	167	119	158	123	31	306	107	190		
CONSOL PRECINCT 111		860	429	49.9	220	144	212	159	29	380	126	244		
CONSOL PRECINCT 112		530	271	51.1	144	89	135	100	30	332	75	163		
CONSOL PRECINCT 113		490	248	50.6	137	90	127	93	26	218	83	140		
CONSOL PRECINCT 114		63	34	54.0	17	12	15	16	5	27	9	21		
CONSOL PRECINCT 115		105	43	41.0	26	13	24	14	3	40	20	18		
CONSOL PRECINCT 116		313	138	44.1	80	44	68	50	5	131	37	82		
CONSOL PRECINCT 117		557	209	37.5	116	59	101	79	9	192	60	118		
CONSOL PRECINCT 118		812	284	35.0	180	74	131	119	18	263	119	134		
CONSOL PRECINCT 119		620	245	39.5	158	64	115	100	15	228	92	124		
CONSOL PRECINCT 120		801	266	33.2	142	78	121	108	21	241	97	130		
CONSOL PRECINCT 121		621	240	38.6	151	64	154	61	17	216	77	139		
CONSOL PRECINCT 122		878	547	62.3	345	170	303	198	58	480	159	346		
CONSOL PRECINCT 123		757	436	57.6	244	152	242	154	46	384	153	256		
CONSOL PRECINCT 124		521	286	54.9	148	109	133	121	19	258	85	178		
CONSOL PRECINCT 201		74	46	62.2	31	12	25	17	2	44	6	35		
CONSOL PRECINCT 202		199	116	58.3	77	33	77	33	8	107	38	72		
CONSOL PRECINCT 203		176	127	72.2	68	39	54	49	21	102	43	70		
CONSOL PRECINCT 204		105	50	47.6	26	18	15	28	4	46	18	27		
CONSOL PRECINCT 205		164	92	56.1	46	23	40	33	9	76	31	41		
CONSOL PRECINCT 206		78	34	43.6	17	12	15	13	5	28	14	16		
CONSOL PRECINCT 207		77	20	26.0	10	7	8	7	1	19	8	7		
ABSENTEE SUP DIST 1-01			469		257	147	231	165	40	416	166	245		
ABSENTEE SUP DIST 1-02			6											
ABSENTEE SUP DIST 2-03			149		89	45	90	48	13	131	60	81		
ABSENTEE SUP DIST 2-04			166		100	57	101	54	11	152	62	94		
ABSENTEE SUP DIST 3-05			427		243	128	230	135	36	372	131	258		
ABSENTEE SUP DIST 3-06			235		142	64	137	72	26	204	70	134		
ABSENTEE SUP DIST 4-07			308		194	73	175	90	22	262	85	187		
ABSENTEE SUP DIST 4-08			41		31	21	32	20	6	52	11	44		
ABSENTEE SUP DIST 5-09			235		139	71	133	76	19	214	74	138		
ABSENTEE SUP DIST 5-10			161		106	49	94	57	16	145	53	102		
**** T O T A L S ****		70122	39044	55.7	21829	12951	19942	14811	3192	34759	11802	23313		

June 8, 1982

PAGE NUMBER 027.00000	REGISTERED VOTERS	VOTES CAST	TURNOUT	INCOME TAX PROPOSITION		INDEXING		CRIMINAL STATE PROPOSITION		JUSTICE		PERIPHERAL STATE PROPOSITION		CANAL	CONGRESSIONAL STATE PROPOSITION		REAPPORTIONMENT
				NO	YES			NO	YES			NO	YES		NO	YES	
SUPERVISORIAL DIST 1	15597	8024	51.4	4122	3061			3773	3405			571	7204		2601	4639	
SUPERVISORIAL DIST 2	11594	6602	56.9	3806	2108			3475	2444			545	5871		1876	4109	
SUPERVISORIAL DIST 3	16058	8564	53.3	4745	2785			4403	3113			807	7513		2543	5099	
SUPERVISORIAL DIST 4	14157	7784	55.0	4563	2459			4153	2904			615	6968		2192	4877	
SUPERVISORIAL DIST 5	12716	5873	46.2	3291	1879			2912	2226			463	5250		1877	3301	
TOTAL SUP. DIST VOTES	70122	36847	52.5	20527	12292			18716	14092			3001	32806		11089	22025	
TOTAL ABSENTEE VOTES		2197		1302	659			1226	719			191	1953		713	1288	
** TOTAL VOTES **	70122	39044	55.7	21829	12951			19942	14811			3192	34759		11802	23313	
CITY OF AUBURN	5126	2696	52.6	1447	920			1339	1006			251	2371		756	1633	
CITY OF COLFAX	620	351	56.6	167	119			158	123			31	306		107	190	
CITY OF LINCOLN	2060	1057	51.3	460	426			483	419			111	894		310	607	
CITY OF ROCKLIN	4082	2137	52.4	1245	678			1139	788			176	1890		592	1321	
CITY OF ROSEVILLE	14164	7199	50.8	3684	2763			3348	3087			497	6478		2322	4176	
UNINCORPORATED	44070	23407	53.1	13524	7386			12249	8669			1935	20867		7002	14098	
14TH CONGRESSIONAL	70122	39044	55.7	21829	12951			19942	14811			3192	34759		11802	23313	
U.S. SENATORIAL DIST	70122	39044	55.7	21829	12951			19942	14811			3192	34759		11802	23313	
ASSEMBLY DIST 5				13165	7939			11974	9103			1850	21143		7076	14211	
ASSEMBLY DIST 7				8664	5012			7968	5708			1342	13616		4726	9102	

June 8, 1982

NONPARTISAN AND STATE/LOCAL MEASURES

FINAL PAGES

PAGE NUMBER 028.00001

PRECINCT	REGISTERED VOTERS	VOTES CAST	TURNOUT	STATE PROPOSITION NO.	STATE SENATE PROPOSITION NO.	REAPPORTIONMENT NO.	STATE ASSEMBLY PROPOSITION NO.	REAPPORTIONMENT NO.									
				1	1	1	2	1	YES	NO	YES	NO					
CONSOL PRECINCT 01	235	101	43.0			24		67			24	67					
CONSOL PRECINCT 02	299	179	59.9			78		81			82	77					
CONSOL PRECINCT 03	828	481	58.1		157	247		247			166	240					
CONSOL PRECINCT 04	430	231	53.7		92	119		119			92	120					
CONSOL PRECINCT 05	439	181	41.2		77	70		70			70	77					
CONSOL PRECINCT 06	505	235	46.5		102	90		90			98	93					
CONSOL PRECINCT 07	798	345	43.2		132	175		130			176	176					
CONSOL PRECINCT 08	430	189	44.0		81	81		86			86	77					
CONSOL PRECINCT 09	432	180	41.7		70	74		67			67	77					
CONSOL PRECINCT 10	506	272	53.8		100	126		99			99	127					
CONSOL PRECINCT 11	557	269	48.3		79	148		82			82	143					
CONSOL PRECINCT 12	567	273	48.0		100	151		102			102	150					
CONSOL PRECINCT 13	566	265	46.8		99	122		101			101	118					
CONSOL PRECINCT 14	854	439	51.4		183	224		176			176	232					
CONSOL PRECINCT 15	529	333	61.1		119	149		113			113	152					
CONSOL PRECINCT 16	573	374	65.3		131	199		131			131	198					
CONSOL PRECINCT 17	984	477	48.5		172	249		175			175	243					
CONSOL PRECINCT 18	668	349	52.2		125	166		126			126	161					
CONSOL PRECINCT 19	535	165	30.8		62	86		63			63	85					
CONSOL PRECINCT 20	587	334	56.9		93	199		98			98	197					
CONSOL PRECINCT 21	824	365	44.3		155	169		157			157	167					
CONSOL PRECINCT 22	737	408	55.4		147	225		147			147	228					
CONSOL PRECINCT 23	476	242	50.8		84	119		86			86	116					
CONSOL PRECINCT 24	817	441	54.0		163	209		163			163	210					
CONSOL PRECINCT 25	722	385	53.3		142	197		152			152	186					
CONSOL PRECINCT 26	491	306	62.3		112	136		107			107	140					
CONSOL PRECINCT 27	281	166	59.1		66	82		67			67	82					
CONSOL PRECINCT 28	127	73	57.5		27	35		26			26	36					
CONSOL PRECINCT 29	387	217	56.1		70	132		67			67	134					
CONSOL PRECINCT 30	515	295	57.3		75	177		73			73	178					
CONSOL PRECINCT 31	124	87	70.2		23	56		20			20	57					
CONSOL PRECINCT 32	881	453	51.4		157	207		161			161	201					
CONSOL PRECINCT 33	524	273	52.1		91	133		84			84	142					
CONSOL PRECINCT 34	655	331	50.5		97	174		96			96	174					
CONSOL PRECINCT 35	555	318	57.1		76	111		76			76	112					
CONSOL PRECINCT 36	634	320	50.5		87	200		98			98	187					
CONSOL PRECINCT 37	525	319	60.8		112	167		114			114	166					
CONSOL PRECINCT 38	542	351	64.6		167	280		167			167	279					
CONSOL PRECINCT 39	522	301	57.7		95	184		93			93	186					
CONSOL PRECINCT 40	885	529	59.8		178	284		168			168	293					
CONSOL PRECINCT 41	465	258	55.5		72	144		75			75	140					
CONSOL PRECINCT 42	618	402	65.0		131	213		123			123	219					
CONSOL PRECINCT 43	169	103	60.9		29	62		28			28	64					
CONSOL PRECINCT 44	641	366	57.1		113	221		111			111	223					
CONSOL PRECINCT 45	434	267	61.5		82	170		81			81	170					
CONSOL PRECINCT 46	488	257	52.7		53	169		56			56	167					
CONSOL PRECINCT 47	639	375	58.8		99	243		94			94	248					
CONSOL PRECINCT 48	696	342	49.1		122	191		120			120	192					
CONSOL PRECINCT 49	313	185	59.1		70	95		71			71	94					
CONSOL PRECINCT 50	520	290	55.8		98	147		92			92	153					
CONSOL PRECINCT 51	465	231	49.7		73	123		71			71	123					
CONSOL PRECINCT 52	701	368	52.5		107	204		105			105	208					
CONSOL PRECINCT 53	440	202	45.9		61	113		66			66	108					
CONSOL PRECINCT 54	496	233	47.0		75	124		74			74	125					
CONSOL PRECINCT 55	653	309	47.3		84	159		79			79	165					
CONSOL PRECINCT 56	555	327	58.9		101	194		96			96	198					
CONSOL PRECINCT 57	781	470	60.2		154	268		153			153	271					
CONSOL PRECINCT 58	515	266	51.7		62	167		61			61	167					
CONSOL PRECINCT 59	534	334	62.5		113	178		105			105	184					
CONSOL PRECINCT 60	554	307	55.4		85	168		85			85	167					
CONSOL PRECINCT 61	707	405	57.3		130	236		134			134	231					
CONSOL PRECINCT 62	824	412	50.0		152	212		149			149	215					
CONSOL PRECINCT 63	508	286	56.3		78	174		76			76	176					
CONSOL PRECINCT 64	549	301	54.8		89	177		92			92	171					
CONSOL PRECINCT 65	483	304	62.9		91	148		89			89	150					
CONSOL PRECINCT 66	415	234	56.4		76	116		76			76	119					
CONSOL PRECINCT 67	530	294	55.5		92	146		91			91	143					
CONSOL PRECINCT 68	477	271	56.8		76	171		69			69	177					
CONSOL PRECINCT 69	426	250	58.7		87	138		88			88	136					
CONSOL PRECINCT 70	300	163	54.3		46	92		47			47	91					
CONSOL PRECINCT 71	576	314	54.5		109	167		108			108	167					
CONSOL PRECINCT 72	601	322	53.6		113	163		114			114	157					
CONSOL PRECINCT 73	839	383	45.6		114	207		115			115	207					
CONSOL PRECINCT 74	288	123	42.7		37	60		40			40	56					
CONSOL PRECINCT 75	597	290	48.6		88	160		86			86	161					
CONSOL PRECINCT 76	416	136	32.7		57	62		57			57	58					
CONSOL PRECINCT 77	211	90	42.7		37	38		39			39	35					
CONSOL PRECINCT 78	446	266	59.6		71	156		74			74	152					
CONSOL PRECINCT 79	206	115	55.7		66	115		69			69	113					
CONSOL PRECINCT 80	351	183	52.1		52	109		61			61	101					
CONSOL PRECINCT 81	648	342	52.8		115	195		114			114	192					
CONSOL PRECINCT 82	795	469	59.0		143	274		137			137	277					
CONSOL PRECINCT 83	616	308	50.0		104	167		104			104	167					
CONSOL PRECINCT 84	569	281	49.4		100	159		99			99	158					
CONSOL PRECINCT 85	641	369	57.6		113	233		104			104	230					
CONSOL PRECINCT 86	509	311	61.1		85	190		85			85	189					
CONSOL PRECINCT 87	774	454	58.7		116	296		123			123	288					
CONSOL PRECINCT 88	335	211	63.0		54	128		55			55	127					
CONSOL PRECINCT 89	444	266	59.9		93	157		96			96	154					
CONSOL PRECINCT 90	420	256	61.0		73	153		71			71	155					
CONSOL PRECINCT 91	495	285	57.6		98	137		102			102	133					
CONSOL PRECINCT 92	914	486	53.2		170	262		170			170	264					
CONSOL PRECINCT 93	481	291	60.5		108	156		104			104	161					

June 8, 1982

NONPARTISAN AND STATE/LOCAL MEASURES

FINAL PAGES

PAGE NUMBER 028.00002

			REGISTERED VOTERS	VOTES CAST	TURNOUT	STATE SENATE PROPOSITION NO. 1	STATE SENATE PROPOSITION NO. 1 YES	NO	STATE ASSEMBLY PROPOSITION NO. 1	STATE ASSEMBLY PROPOSITION NO. 1 YES	NO							
CONSOL	PRECINCT	94	656	400	61.0	143	205		141	205								
CONSOL	PRECINCT	95	890	522	58.7	156	307		149	312								
CONSOL	PRECINCT	96	422	246	58.3	69	142		70	140								
CONSOL	PRECINCT	97	424	190	44.8	68	104		69	102								
CONSOL	PRECINCT	98	693	387	55.8	100	238		102	234								
CONSOL	PRECINCT	99	149	75	50.3	24	45		26	43								
CONSOL	PRECINCT	100	801	388	48.4	128	206		127	205								
CONSOL	PRECINCT	101	654	306	46.8	116	139		112	144								
CONSOL	PRECINCT	102	715	310	43.4	98	146		97	146								
CONSOL	PRECINCT	103	519	322	62.0	91	197		89	199								
CONSOL	PRECINCT	104	715	417	58.3	136	201		129	208								
CONSOL	PRECINCT	105	757	452	59.7	143	255		144	251								
CONSOL	PRECINCT	106	547	231	42.2	79	113		83	109								
CONSOL	PRECINCT	107	613	195	31.8	63	94		64	93								
CONSOL	PRECINCT	108	861	305	35.4	110	143		115	135								
CONSOL	PRECINCT	109	598	226	37.8	69	127		73	122								
CONSOL	PRECINCT	110	620	351	56.6	106	165		111	163								
CONSOL	PRECINCT	111	860	429	49.9	126	236		128	229								
CONSOL	PRECINCT	112	530	271	51.1	82	146		82	142								
CONSOL	PRECINCT	113	490	248	50.6	83	132		82	131								
CONSOL	PRECINCT	114	63	34	54.0	9	17		9	17								
CONSOL	PRECINCT	115	105	43	41.0	20	17		19	16								
CONSOL	PRECINCT	116	313	138	44.1	34	78		36	75								
CONSOL	PRECINCT	117	557	209	37.5	61	107		62	103								
CONSOL	PRECINCT	118	812	284	35.0	112	130		114	128								
CONSOL	PRECINCT	119	620	245	39.5	96	108		95	108								
CONSOL	PRECINCT	120	801	266	33.2	103	119		103	118								
CONSOL	PRECINCT	121	621	240	38.8	73	130		73	129								
CONSOL	PRECINCT	122	878	547	62.3	166	313		175	301								
CONSOL	PRECINCT	123	757	436	57.6	160	228		162	225								
CONSOL	PRECINCT	124	521	286	54.9	102	151		99	154								
CONSOL	PRECINCT	201	74	46	62.2	8	34		5	37								
CONSOL	PRECINCT	202	199	116	58.3	36	67		35	69								
CONSOL	PRECINCT	203	176	127	72.2	45	66		50	62								
CONSOL	PRECINCT	204	105	50	47.6	17	27		19	26								
CONSOL	PRECINCT	205	164	92	56.1	31	35		30	36								
CONSOL	PRECINCT	206	78	34	43.6	16	11		16	13								
CONSOL	PRECINCT	207	77	20	26.0	4	10		5	10								
ABSENTEE	SUP DIST	1-01		469		172	225		166	231								
ABSENTEE	SUP DIST	1-02		6														
ABSENTEE	SUP DIST	2-03		149		53	80		52	79								
ABSENTEE	SUP DIST	2-04		166		61	90		65	87								
ABSENTEE	SUP DIST	3-05		427		126	249		131	244								
ABSENTEE	SUP DIST	3-06		235		73	132		74	131								
ABSENTEE	SUP DIST	4-07		308		100	169		97	174								
ABSENTEE	SUP DIST	4-08		41		16	35		16	36								
ABSENTEE	SUP DIST	5-09		235		73	131		75	130								
ABSENTEE	SUP DIST	5-10		161		47	96		43	98								
****	T O T A L S	****	70122	39044	55.7	12820	20999		12806	20937								

June 8, 1982

PAGE NUMBER 028.00000

	REGISTERED VOTERS	VOTES CAST	TURNOUT	STATE PROPOSITION NO. 1	STATE SENATE PROPOSITION NO. 1	REAPPORTIONMENT - 738	STATE ASSEMBLY PROPOSITION NO. 1	REAPPORTIONMENT - 740										
SUPERVISORIAL DIST 1	15597	8024	51.4	2973	3995		2986	3975										
SUPERVISORIAL DIST 2	11594	6602	56.9	2043	3714		2016	3732										
SUPERVISORIAL DIST 3	16058	8564	53.3	2684	4676		2669	4672										
SUPERVISORIAL DIST 4	14157	7784	55.0	2462	4381		2453	4375										
SUPERVISORIAL DIST 5	12716	5873	46.2	1937	3020		1963	2967										
TOTAL SUP. DIST VOTES	70122	36847	52.5	12099	19786		12087	19721										
TOTAL ABSENTEE VOTES		2197		721	1213		719	1216										
** TOTAL VOTES **	70122	39044	55.7	12820	20999		12806	20937										
CITY OF AUBURN	5126	2696	52.6	815	1499		797	1518										
CITY OF COLFAX	620	351	56.6	106	165		111	163										
CITY OF LINCOLN	2060	1057	51.3	345	514		341	517										
CITY OF ROCKLIN	4082	2137	52.4	681	1186		671	1194										
CITY OF ROSEVILLE	14164	7199	50.8	2666	3594		2680	3573										
UNINCORPORATED	44070	23407	53.1	7486	12828		7487	12756										
14TH CONGRESSIONAL	70122	39044	55.7	12820	20999		12806	20937										
U.S. SENATORIAL DIST	70122	39044	55.7	12820	20999		12806	20937										
ASSEMBLY DIST 5				7855	12716		7801	12730										
ASSEMBLY DIST 7				4965	8283		5005	8207										